Continental

The Future in Motion

Industrial Hose

Product Catalog

www.continental-industry.com

Continental

Continental is a world leader in industrial rubber and plastic products and has the largest global footprint of any rubber products manufacturer.

Our knowledge and expertise allow us to deliver the most innovative and highest-quality products on the market. Plus, our extensive problem-solving experience across multiple industries and applications enables us to share innovations over our entire product offering. Which means we can deliver unexpected solutions and advanced improvements in situations where others can't.

We push the boundaries of what's possible, and we're constantly solving tomorrow's most challenging problems—today and every day.

It's Why We're Your Global Partner of Choice for Industrial Fluid Solutions.

Continental offers a full breadth of industrial rubber products including:

- Industrial Hose
- Conveyor Belts
- Power Transmission Belts
- Hydraulic Hose and Fittings
- Air Springs

Everything You Need to Succeed

Flexsteel® 250 EPDM-20 Steam Hose

With a maximum operating pressure of 250 psi and temperature range of -40°F to 450°F (-40°C to 232°C), Flexsteel® 250 steam hose exceeds the ARPM safety standard and makes steam operations more secure and user-friendly.

ExtremeFlex™ Petroleum Transfer

An extremely flexible and lightweight hose for use in tank truck and drilling operations to transfer diesel, ethanol, gasoline, oil and petroleum-based products. Corrugated construction for lower drag coefficient and superior abrasion resistance.

Survivor® Compound

Featuring 2x the life on average*, Survivor® is one of the toughest cover compounds used on Continental conveyor belts. It is able to withstand serious abuse and still last longer.

OILSAND

*Excellent oil resistance plus abrasion resistance available as made to order with Hydrovator and other material handling hoses.

Blue LT Fuel Oil Delivery Hose

Perfect for the transfer and delivery of fuel oil and petroleum products for home delivery, commercial and industrial service, this hose is designed to stay flexible in cold temperatures and to provide superior oil resistance.

READY 2 GO

Ready 2 Go Coupled Hose Assemblies

The R2G system has pre-coupled hose assemblies ready for delivery, so you wait less. And since it is available in seven different hose categories, you can rely on us to have the hose you need, when you need it.

Insta-Lock™ Coupling Hose Systems

Insta-Lock™ coupling hose systems are designed with a cam & groove crimped coupling solution, developed to facilitate the use of crimped sleeves on industrial hoses by Continental. Available in aluminum, brass and 316# stainless steel. Part A, B, C, D, E, F, dust plug, dust cap and jump sizes are available to meet your application needs.

Flexsteel® Futura™ Low Perm Dispensing Hose

Get superior, long-lasting service with multi-fuel capability. This hose is designed for use at filling stations to reduce permeation rates to 10 g/m²/day and improve air quality and emissions.

Crimping Tools

We also offer a variety of crimping tools for on-site, in-vehicle and stationary applications. Available from 1/4" up to 12" ID to meet your industrial hose assembly needs.

Industry-Leading Technology, Reliability and Performance

Continental specializes in the engineering and distribution of innovative, reliable and high-performance industrial hose products for a vast array of industrial, commercial and residential applications.

Air & Multipurpose

General Purpose

Designed for use in a wide range of multi-purpose applications. Size and temperature ranges from 1/4" to 2", -65˚F to 275˚F (-54˚C to 135˚C), compressors to jackhammers, 25 psi to 1000 psi.

- Gorilla®
- Ortac™ 250
- Ortac™ 300
- Ortac™ 400
- Variflex™ 200
- Variflex™ 300
- Frontier™ 200
- Frontier™ 250
- Frontier™ 300
- Crimped Jackhammer Assembly
- F5™ Air Hose
- Pliovic® GS
- Pliovic® Plus 250
- Braidair™
- Arctic Ortac™ Plus
- Arctic Ortac™
- Flexsteel® Service Station Air
- Service Station Air
- MIL A-A-59565
- Nitrogen Service
- Unitrix 80
- Unitrix 60

Heavy Duty

Designed for use in a wide range of heavy-duty applications. Size and temperature ranges from 1/4" to 2", -65˚F to 275˚F (-54˚C to 135˚C), compressors to jackhammers, 25 psi to 1000 psi.

- Super Ortac™
- Steel Air
- Plicord® Super Rock Drill
- Plicord® Air Green 400
- Prospector™ Plus Air
- Prospector™ Air
- Ultrabraid® Bull Hose

Push-On

Specifically designed for the rigors of robotic, automated and pressurized applications. Temperature ranges from -40˚F to 200˚F (-40˚C to 93˚C), textile reinforcement, 3/16" through 1" ID.

- FLEXAGrip
- Insta-Grip™ 300
- Insta-Grip™ 250
- Insta-Grip™ TC
- Insta-Grip™ HT 300

Chemical Transfer

Engineered for the reliable transfer of industrial chemicals and other solutions. Multiple cover color options, -40˚F to 300˚F (-40˚C to 149˚C), up to 200 psi WP.

- Hi-Per®
- Chem One®
- Viper®
- Green XLPE
- Fabchem®
- Plicord® ExtremeFlex™ Brown
- Plicord® ExtremeFlex™ Purple
- Brown Flexwing®
- Purple Flexwing®
- Orange Flexwing®
- Blue Flexwing®
- DEF Transfer Hose – Braided
- DEF Transfer Hose – Hand Built
- Conti-Chem Superior FEP
- Infinity™ Chemical
- VersaChem™

Cleaning Equipment

Engineered for reliable transfer of industrial chemicals and other solutions. Multiple cover color options, -40˚F to 300˚F (-40˚C to 149˚C), up to 200 psi WP.

- Galvanator® 3000
- Gauntlet® 4500
- Gauntlet® 3000
- Gauntlet® 1500
- Neptune™ 6000
- Neptune™ 4500
- Neptune™ 4001-R
- Neptune™ 3000
- Neptune™ 1500
- SpiraFlow®
- Whitewater®

Food

Food & Beverage Transfer

Designed to transfer nearly every type of food material in plant and truck applications. FDA/3-A/USDA approvals.

- Blue Flour
- Clearwater Flextra 200 NSF61
- Clearwater Softwall 150 NSF61
- Collector®
- Distillery 150
- Drinkline
- Exstatic
- ExtremeFlex™ Beverage Gray
- ExtremeFlex™ Beverage Gray
- ExtremeFlex™ Food Grade

- EZ Glide Wine™
- Gray Flextra®
- Gray Food
- Harvest®
- Lactopal®
- Nutriflex® Static Wire
- Nutriflex® Suction & Discharge
- Nutriflo® Suction & Discharge
- Pliovic® FG (FDA-3A)
- Potable Water
- Purple Snake®
- Spirathane™ PT
- Tan Flextra®
- Tan Softwall
- Velocity Beverage Transfer
- Vintner Reserve 250 CB
- Vintner Reserve 250 EPDM
- Vintner Lite 150 EPDM
- White Flexwing®

Washdown

Designed for use in pressure washers and clean up in food processing plants. Microban® protection available, up to 1000 psi WP.

Microban is a registred trademark of Microban U.S.A.

- Fortress® 3000
- Fortress® 1000
- Blue Fortress® 300
- Fortress® 300
- Poseidon
- Sani-Wash™ Supreme 300
- Super Sani-Wash™ 300
- Sani-Wash™ 300
- Dinga Water-Saving Gun
- Protection Ring

Marine

Engineered for multiple maritime applications. USCG and SAE approvals. Size ranges from 1/4" up to 10" ID.

- Plicord® Hardwall Wet Exhaust
- Plicord® Softwall Wet Exhaust
- Plicord® SAE J1527 Type A2 Fuel Fill
- Marine Fuel Line
  USCG/SAE J1527 & ISO 7840 Type A1
- Flexshield™ Marine Barrier Hose
  SAE J1527 USCG Type A1-10 / ISO 7840
- Marine Fuel Feed Vent Hose
  USCG/SAE J1527 Type A2
- Marine Fuel Feed Vent Hose
  USCG/SAE J1527 Type B2

Material Handling

Abrasives

Designed for industrial blasting, suction and high-pressure applications. Temperature ranges from -40˚F to 190˚F (-40˚C to 88˚C) and size ranges from 1/2" to 18" ID.

- Artrac®
- Arvac™ SW
- Blucor™
- Blucor™ Couplings
- Diversiflex™
- Diversipipe® 75
- Diversipipe® 150
- Flexible Downspout
- Plicord® Blast (2-ply & 4-ply)
- Plicord® Dredge Sleeve
- Plicord® Hydrovator
- Plicord® RVC
- Plicord® Sand Suction
- Plicord® XF Blast (2-ply & 4-ply)
- Sandblast Deadman
- Spiraflex® Air Seeder
- Spirathane™ HD
- Spirathane™ LD
- Spirathane™ PT

Bulk Transfer

Designed for conveying air and materials in tank truck and plant services up to 150 psi. Temperature ranges from -40˚F to 400˚F (-40˚C to 204˚C).

- Bark Blower
- Black Softwall
- FDA Hot Air
- Flextra® Dry Material
- Plicord® Torridair™ Hot Air Blower
- Pyroflex® II Hot Air
- Pyroflex® III Hot Air
- Spiraflex® Mulch Blower
- Tan Flextra®
- Tan Flexwing®
- Tan Softwall

Cement & Concrete

Engineered to handle the transfer of sand, cement and other materials for construction industry applications. With textile or wire reinforcements, up to 1200 psi.

- Allcrete® Textile (plaster, grout & concrete)
- Allcrete® Wire
- PGC Placement Textile
- Plicord® Auger Arc Piling
- Plicord® Gunite (tan)

Mining

Designed for a variety of above-ground and underground mining applications. Temperature ranges from -40˚F to 200˚F (-40˚C to 93˚C), up to 1000 psi WP.

- Brigade® Mine
- Flextra® Rock Dust
- M&P Mine Conduit
- Flexsteel® Mine Spray
- Plicord® Ammonium Nitrate HD
- Plicord® Ammonium Nitrate Pellet
- Plicord® Mine Conduit
- Spiraflex® Cable Guard
- Spiraflex® Rock Dust

Petroleum

Aircraft Fueling

Designed for fueling or defueling public and private aircraft. Size ranges from 1/4" to 4" ID, API/NFPA/EN standards.

- Advantage™
- Deadman Aircraft Refueling
- Jet Ranger™
- Platinum JAC Riser
- Refueling Sensing
- Wingcraft™

Dispensing

Heavy-duty hose designed to dispense a wide range of fuels. Size ranges from 5/8" to 1¼" ID.

- Flexsteel® Futura™
- Flexsteel® Futura™ Low Perm
- Flexsteel® Futura™ HVR Low Perm
- Flexsteel® Futura™ Vapor Assist
- Maxxim™ Premier
- Maxxim™ Premier Plus
- Flexsteel® Futura™ B20
- Flexsteel® Futura™ Ethan-ALL
- Flexsteel® Futura™ E25
- BC Gasoline
- BC Cold Flex
- BC Marina
- Aggie Gas™
- Pacer™
- DEF Dispensing

Dock Hose



Engineered for the transfer of petroleum-based products between docks and ships. Size and temperature ranges from 3" to 12" ID, -25˚F to 350˚F (-32˚C to 177˚C).

- Flexdock® 225
- Flexdock® 300
- Hot Tar & Asphalt Rough Bore
- Hot Tar & Asphalt Smooth Bore
- Smooth Bore Dock 200
- Smooth Bore Dock 300
- Tanker Barge Discharge
- Plicord® Dock Hose
- RB Dock Asphalt & Bitumen
- SB Dock Asphalt & Bitumen
- Vapor Recovery Dock

Rig Supply

Engineered for use on offshore rigs to transfer petroleum-based product. Temperature ranges from -35˚F to 200˚F (-37˚C to 93˚C).

- Diesel Oil HW
- Diesel Oil SW
- Offshore Fuel 500 HW ASW
- Offshore Fuel HW 500
- Oil Rig Bio Fuel SW
- Oil Rig HW
- Oil Rig HW ARC
- Oil Rig SW
- Oil Rig Service with Float System
- Plicord® HW Dry Cement
- Plicord® SW Dry Cement

Transfer Discharge

Designed for the transfer and delivery of fuel, oil and petroleum products for home delivery, commercial and industrial service applications. Up to 300 psi WP.

- Redwing® Fuel Oil
- Blue Low Temp Fuel Oil Delivery
- Plicord® Fuel Discharge
- Plicord® Oilfield Frac
- Pyroflex® Hot Tar Wand
- Prospector™ Petro 150

Transfer Suction & Discharge

Designed for the transfer and delivery of fuel, oil and petroleum products in plant and tank-truck applications. Up to 300 psi WP.

- Plicord® Flexwing® Petroleum
- Plicord® ExtremeFlex™
- Prospector™ Oilfield 150 & 300
- Prospector™ Flex Oilfield

- Plicord® Super Black Flexwing®
- Plicord® LW Black Flextra® II
- Red Flextra® 100 & 150
- Plicord® Arctic Flexwing®
- Arctic ExtremeFlex™
- LW Arctic Tank Truck
- Flexwing® VersaFuel™
- Pyroflex® Hot Tar & Asphalt II
- Infinity™ HD Fuel Drop Hose
- Infinity™ Fuel Drop Hose
- Paladin®
- Spiraflex® Polyurethane Vapor Recovery
- Velocity™ Petroleum

Specialty Hose

Designed for use in residential, commercial, agricultural, in-plant and a variety of other applications.

- LPG Delivery Pro™ Assemblies
- LPG Delivery Pro™
- Fire Engine Booster
- NR Spray
- Ag Spray 600
- Nitrogen Service Hose
- Hydrocarbon Drain – Braided
- Hydrocarbon Drain – Hand-Built
- DEF Transfer Hose – Braided
- DEF Transfer Hose – Hand-Built

Steam Hose

Designed for industrial applications requiring the transfer of steam. Flexsteel® available with crimped fitting solutions.

- CONTI® Blue Steam
- Crimped Steam Assembly
- Flexsteel® 250 CB Extreme
- Flexsteel® 250 CB Steam
- Flexsteel® 250 EPDM-20
- Flexsteel® 250 ORS Steam Hose

› Flexsteel® 250 Steam
› Heavy Duty Steam Pile Driver
› MIL-DTL-29210E
› Plicord® 250 Steam
› DAMPF Trix® 6000 Steam

Vacuum Hose

Engineered for a wide variety of applications including leaf collection, manhole blowers and exhaust fumes. Size ranges from 1½" to 8" ID.

› Plicord® HD Industrial Vacuum
› Plicord® Vacuum (HD & LW)
› Spiraflex® Ducting
› Spiraflex® Grassvac™
› Spiraflex® Vacuum
› Spirathane® HD
› Spirathane® LD
› Spirathane® PT

Water

Discharge Hose

Designed for mining, construction, industry, agricultural and marine service applications. Temperatures up to 190˚F (88˚C), size ranges from 1/2" to 12" ID.

› Plicord® HD Water Discharge
› Plicord® Water Discharge 150
› Plicord® Versiflo® 125
› Spiraflex® Black (Lay-Flat Super Duty Hose)
› Spiraflex® Yellow (Heavy Duty)
› Spiraflex® Red (Medium Duty)
› Spiraflex® Gray (Light Duty)
› Spiraflex® Blue (Extra Light Duty)
› Plicord® Furnace Door
› Fire Engine Booster

Suction & Discharge Hose

Designed for mining, construction, industry, agricultural and marine service applications. Temperatures up to 190˚F (88˚C), size ranges from 1/2" to 12" ID.

› Flexwing® Water S&D
› Versiflo® 150 Water S&D
› Prospector™ Water S&D
› Spiraflex® 1600
› Spiraflex® Aggie PVC
› Spiraflex® Agflex
› Cold Blue
› Green Hornet® XF
› Velocity WT

Washdown Hose

General-service hose designed for a wide range of industrial, construction and agricultural water discharge. From 1/4" - 1½" ID and temperatures up to 200˚F (93˚C).

› Plicord® Washdown
› Pulp & Paper Washdown
› Sureline®

Garden hose

Designed for in-home and lawn or garden water discharge. Size ranges from 1/4" - 1½" ID with temperatures up to 200˚F (93˚C).

› Heavy Duty Cold Water
› Heavy Duty Hot Water
› Pathfinder® ECO Garden Hose
› Yardmaster ECO Garden Hose

Welding Hose

Designed for a variety of welding services and applications for Grade R, RM, T. Available in single- and Twin-Line options.

› Single Line Welding (Grade R)
› Single Line Welding (Grade RM)
› Single Line Welding (Grade T)
› Twin-Line Welding (Grade R)
› Twin-Line Welding (Grade RM)
› Twin-Line Welding (Grade T)

See our line of Prospector™ hose in our Oil & Gas brochure.

Application Warning

The products in this catalog have been tested under controlled laboratory conditions to meet specific test criteria. These tests are not intended to reflect the performance of the product or any other material in any specific application, but are intended to provide the user with application guidelines. The products are intended for use by knowledgeable persons having the technical skills necessary to evaluate their suitability for specific applications.

Since Continental has no control over the number and variety of applications for which its products may be purchased or the conditions under which its products may be used by others, Continental assumes no responsibility for performance results and applications. This catalog, however, contains available information to allow the user to determine the product's acceptability and fitness for specific applications. No statement contained herein should be construed as a license to operate, or as a recommendation or inducement to infringe existing patents or as an endorsement of products of specific manufacturers or systems.

Failure to follow procedures for selection, installation, care, maintenance and storage of a hose may result in the hose's failure to perform properly and may result in damage to property and/or serious injury. Please refer to the General Information section of the catalog for hose care, maintenance and storage information.

All product design, dimensional and general information in this catalog is subject to change without prior notice. Working pressures and other technical information have been prepared from actual test results and other data considered to be reliable. However, Continental assumes no responsibility for the accuracy of this information under varied conditions found in field use.

Chemical Hose

Do not use chemical hose at temperatures or pressures above those recommended by the manufacturer. All operators must be thoroughly trained in the care and use of this hose and must, at all times, wear protective clothing. A hose or system failure could cause the release of poisonous, corrosive or flammable material.

Detailed information concerning storage, care and maintenance may be found in the Hose Handbook published by the Rubber Manufacturer's Association, 1400 K Street, N.W., Washington, D.C. 20005 and in SAE Recommended Practices J1273.

Table of Contents

Introduction

Application Warning 1
Index by Alphabet 4-7
Index by Application 8-11

Continental Industrial Hose

Air & Multipurpose
General Purpose 12-37
Heavy Duty 38-45
Push-on 46-53

Chemical Transfer 54-71
Cleaning Equipment 72-83

Food
Food & Beverage Transfer 84-117
Washdown 118-128

Marine 129-138

Material Handling
Abrasives 139-158
Bulk Transfer 159-169
Cement & Concrete 170-175

Mining 176-185

Petroleum
Aircraft Fueling 186-192
Dispensing 193-207
Dock 208-218
Rig Supply 219-231
Transfer Discharge 232-239
Transfer Suction & Discharge 240-260

Specialty 261-272
Steam 273-284
Vacuum 285-290

Water
Discharge 291-302
Suction & Discharge 303-313
Washdown 314-317
Garden 318-322

Welding 323-335
Coupling Systems 336-351
Equipment 352-363

Table of Contents

Appendix

Additional Products **364-368**
Chemical Charts **369-390**
Spiraflex Hose Chemical Resistance Guide **391-397**

General Information
Chemical Properties of FEP 398
Method for Steam Cleaning 398
Infinity/Paladin Drop Hose Coupling Procedure 399
Basic Hose Construction 400-401
Hose End Definitions and Illustrations with Cutaways 402-403
Design Ratio ARPM Considerations 404
Standards Certifications 405-408
Hose Testing Methods 409-410
Electrical Resistance Tests 411-414
Elastomers Used in Product Manufacture 415-416
Useful Tables and Conversion Charts 417-418
Length, Weight and Area Conversion Constants 419
Properties of Saturated Steam 420
Flow Data 421-423
Open-end Discharge 424
Fluid Velocity vs. Flow Rate 425
ARPM Oil and Gasoline Resistance Definition 426
FDA Food Hose Compliance Information 427
Precautions for Welding Hose Use/Background Information 428

Minimum Run Requirements **429**
Care, Maintenance and Storage **430-432**

Industrial Hose Index By Alphabet

Name	Properties	Page #
A		
Advantage		190
Ag Spray 600		267
Aggie Gas		205
Allcrete Textile Plaster, Grout & Concrete		172
Allcrete Wire		173
AquaHammer		22
Arctic ExtremeFlex		250
Arctic Ortac		28
Arctic Ortac Plus		27
Artrac		146
Arvac SW		145
B		
Bark Blower		166
BC Cold Flex	UL, CUL	203
BC Gasoline	UL, CUL	202
BC Marina	UL, CUL	204
Black Softwall		161
Blucor		143
Blucor Couplings		144
Blue Flexwing		67
Blue Flour	F	86
Blue Fortress 300		121
Blue Low Temp Fuel Oil Delivery		235
Braidair		26
Brigade Mine	M	178
Brown Flexwing		64
C		
Chem One	A	56
Clearwater Flextra 200 NSF61 (NEW)		87
Clearwater Softwall 150 NSF61 (NEW)		88
Cold Blue		311
Collector (NEW)		89
Con-Ag 150 Water S&D (NEW)		304
Con-Ag Water S&D (NEW)		306
CONTI Blue Steam		283
Conti Chem Superior FEP (NEW)		70
Crimped Jackhammer Assembly		21
Crimped Steam Assembly		276
D		
DAMPF Trix 6000 Steam (NEW)		282
Deadman Aircraft Refueling		191
DEF Dispensing Hose		207
DEF Transfer Hose – Braided		69, 272
DEF Transfer Hose – Hand Built		68, 271
Diesel Oil HW		220
Diesel Oil SW		221
Dinga Water Saving Gun (NEW)		127
Dishwasher Drain Hose		302
Distillery 150		90
Diversiflex		147
Diversipipe 75		148
Diversipipe 150		149
Drinkline		91
E		
Exstatic	F	92
ExtremeFlex Beverage Gray		93
ExtremeFlex Beverage Red		94
ExtremeFlex Food Grade		95
EZ Glide Wine		96
F		
F5		23
Fabchem		59
Fabchem-C (NEW)		60
Fire Engine Booster		264, 296
Fire Extinguisher Booster UL92		265
FLEXAGrip	A, M, NC	47-48
Flexdock 225		209
Flexdock 300		210
Flexible Downspout		150
Flexshield Marine Barrier Hose SAE J1527 USCG Type A1-10 / ISO 7840		136
Flexsteel 250 CB Extreme		278
Flexsteel 250 CB Steam		277
Flexsteel 250 EPDM-20		274
Flexsteel 250 ORS Steam		279
Flexsteel 250 Steam		275
Flexsteel Futura	UL, CUL	194
Flexsteel Futura B20 (NEW)	UL	201
Flexsteel Futura E25 (NEW)	UL	200

Properties Legend:

A – Superior Abrasion Resistance

M – USMSHA Approved

UL – Underwriter's Laboratory Approved

F – FDA, 3-A, & USDA Compliant

NC – Non-Conductive

CUL – Underwriter's Laboratory Approved (Canada)

Industrial Hose Index By Alphabet

Name	Properties	Page #
Flexsteel Futura Ethan-ALL	UL	199
Flexsteel Futura HVR Low Perm	UL	196
Flexsteel Futura Low Perm	UL	195
Flexsteel Futura Vapor Assist	UL	197
Flexsteel Service Station Air		29
Flextra Dry Material		160
Flexsteel Mine Spray	M	177
Flextra Rock Dust	M	179
Flexwing VersaFuel		252
Flexwing Water S&D		307
Fortress 300	A	122
Fortress 1000	A	120
Fortress 3000	A	119
Frontier 200		19-20
Frontier 250		19-20
Frontier 300		19-20
G		
Galvanator 3000	A	73
Gauntlet 1500	A	76
Gauntlet 3000	A	75
Gauntlet 4500	A	74
Gorilla	A, M, NC	14
Gray Flextra LT	F	97
Gray Food	F	98
Green Hornet XF		312
Green XLPE		58
H		
Harvest	F	99
Heavy Duty Cold Water		320
Heavy Duty Hot Water		319
Heavy Duty Steam Pile Driver		281
Hi-Per		55
Hot Tar & Asphalt Rough & Smooth Bore		216
Hot Water Blue Elite 150		34
Hot Water Red Elite 150		33
Hydrocarbon Drain Hose - Braided		269
Hydrocarbon Drain Hose - Hand Built		270
I		
Infinity Chemical (NEW)		61
Infinity Fuel Drop		256
Infinity HD Fuel Drop		255
Infinity Stainless Steel & Aluminum Crimp Sleeves		350
Insta-Grip 250	A, NC	50
Insta-Grip 300	M, NC	49
Insta-Grip HT 300 (NEW)		52
Insta-Grip SP 300		51
Insta-Grip TC		53
Insta-Lock Dust Cap		345
Insta-Lock Dust Plug		346
Insta-Lock Fittings Reducers & Jump Sizes		343
Insta-Lock Gaskets		348
Insta-Lock Interlocking Ferrules		349
Insta-Lock Interlocking Stainless Steel NPT Male Hose Stem		344
Insta-Lock Repair Kits		347
Insta-Lock Type A Fitting		337
Insta-Lock Type B Fitting		338
Insta-Lock Type C Fitting		339
Insta-Lock Type D Fitting		340
Insta-Lock Type E Fitting		341
Insta-Lock Type F Fitting		342
ISO 3821 Blue Welding Hose		332
ISO 3821 Orange Welding Hose		332
ISO 3821 Red Welding Hose		331
J		
Jet Ranger		189
L		
Lactopal		100
LPG Delivery Pro	UL, CUL	263
LPG Delivery Pro Premade Factory Assemblies	UL, CUL	262
LW Arctic Tank Truck		251
M		
M&P Mine Conduit	M	180
Marine Fuel Feed Vent USCG/SAE J1527 Type A2		137
Marine Fuel Feed Vent USCG/SAE J1527 Type B2		138
Marine Fuel Line USCG/SAE J1527 & ISO 7840 Type A1		135
Maxxim Premier Ultra	UL	198
MIL A-A-59565		31
MIL-DTL-29210E Steam		284

Properties Legend:

A – Superior Abrasion Resistance

M – USMSHA Approved

UL – Underwriter's Laboratory Approved

F – FDA, 3-A, & USDA Compliant

NC – Non-Conductive

CUL – Underwriter's Laboratory Approved (Canada)

Industrial Hose Index By Alphabet

Name	Properties	Page #
N		
Neptune 1500		81
Neptune 3000		80
Neptune 4001-R		79
Neptune 4500		78
Neptune 6000		77
Nitrogen Service Hose		32, 268
NR Spray		266
Nutriflex Static Wire	F	101
Nutriflex Suction & Discharge	F	102
Nutriflo Suction & Discharge	F	103
O		
Offshore Fuel 500 HW ASW		224
Offshore Fuel HW 500		225
Oil Rig Bio Fuel SW		226
Oil Rig HW		222
Oil Rig HW ARC		227
Oil Rig Service Hose		230-231
Oil Rig SW		223
Orange Flexwing		66
Ortac 250	A, NC	15-16
Ortac 300	A, NC	15-16
Ortac 400	A, NC	15-16
P		
Pacer	UL, CUL	206
Paladin		257
Paladin Stainless Steel & Aluminum Crimp Sleeves		350
Pathfinder ECO Garden Hose		321
PGC Placement Textile		174
Platinum JAC Riser		187
Plicord 250 Steam		280
Plicord Air 400	NC	44
Plicord Ammonium Nitrate HD		182
Plicord Ammonium Nitrate Pellet		181
Plicord Arctic Flexwing		249
Plicord Auger Arc Piling		171
Plicord Blast		141
Plicord Dock Hose		215
Plicord Dredge Sleeve		152
Plicord ExtremeFlex Brown		62
Plicord ExtremeFlex Petroleum	A	242
Plicord ExtremeFlex Purple		63
Plicord Flexwing Petroleum		241
Plicord Fuel Discharge		236
Plicord Furnace Door		295
Plicord Gunite Tan		175
Plicord HW/SW Dry Cement		228-229
Plicord Hardwall Wet Exhaust		130-131
Plicord HD Industrial Vacuum		289
Plicord HD Water Discharge		292
Plicord Hydrovator		151
Plicord LW Black Flextra II		247
Plicord Mine Conduit	M	183
Plicord Oilfield Frac		237
Plicord Pulp & Paper Washdown		317
Plicord RVC		153
Plicord SAE J1527 Type A2 (fuel fill)		134
Plicord Sand Suction		154
Plicord Softwall Wet Exhaust		132-133
Plicord Super Black Flexwing		246
Plicord Super Rock Drill	M	42
Plicord Torridair Hot Air Blower		162
Plicord Vacuum (HD & LW)		290
Plicord Versiflo 125		294
Plicord Washdown		316
Plicord Water Discharge 150		293
Plicord XF Blast		142
Pliovic FG (FDA-3A)	F	104
Pliovic GS	NC	24-25
Pliovic Plus 250	NC	24-25
Poseidon		123
Poseidon UL94-HB		37
Potable Water	F	105
Pressure Washer Fittings		351
Prospector Air		43
Prospector Flex Oilfield		245
Prospector Oilfield 150		244
Prospector Oilfield 300		243
Prospector Petro 150		239
Prospector Plus Air		45
Protection Ring (NEW)		128
Purple Flexwing		65
Purple Snake (NEW)		106

Properties Legend:

A – Superior Abrasion Resistance

M – USMSHA Approved

UL – Underwriter's Laboratory Approved

F – FDA, 3-A, & USDA Compliant

NC – Non-Conductive

CUL – Underwriter's Laboratory Approved (Canada)

Industrial Hose Index By Alphabet

Name	Properties	Page #
Pyroflex II Hot Air		163
Pyroflex III Hot Air		164
Pyroflex Hot Tar & Asphalt II		254
Pyroflex Hot Tar Wand		238
R		
RB Dock Asphalt		217
Red Flextra 100 & 150		248
Redwing Fuel Oil		233
Redwing Versabraid		234
Refueling Sensing		192
S		
Sandblast Deadman		140
Sani-Wash 300		126
Sani-Wash Supreme 300 (NEW)		124
SB Dock Asphalt & Bitumen		218
Scarfing Hose		330
Service Station Air		30
Single Line Welding Grade R		329
Single Line Welding Grade RM	NC	328
Single Line Welding Grade T		327
Smooth Bore Dock 200		211
Smooth Bore Dock 300		212
Spiraflex 1600		308
Spiraflex Agflex		310
Spiraflex Aggie PVC		309
Spiraflex Air Seeder		155
Spiraflex Black Lay-Flat Super Duty Hose		297
Spiraflex Blue Extra Light Duty		301
Spiraflex Cable Guard	M	184
Spiraflex Ducting		287
Spiraflex Grassvac		286
Spiraflex Gray Light Duty		300
Spiraflex Mulch Blower		165
Spiraflex Polyurethane Vapor Recovery		259
Spiraflex Red Medium Duty	M	299
Spiraflex Rock Dust	M	185
Spiraflex Vacuum		288
Spiraflex Yellow Heavy Duty	M	298
SpiraFlow		82
Spirathane HD		156
Spirathane LD		158
Spirathane PT	F	107, 157
Steel Air	M	40
Super Ortac	M	39
Super Sani-Wash 300		125
Sureline		315
T		
Tan Flextra, Food Transfer	F	108
Tan Flextra, Material Handling		168
Tan Flexwing	F	167
Tan Softwall	F	109, 169
Tanker Barge Discharge		213
TIG Welding Hose		333
Twin-Line Welding Grade R		326
Twin-Line Welding Grade RM	NC	325
Twin-Line Welding Grade T	NC	324
U		
Ultrabraid Bull Hose (NEW)		41
Unitrix 60 (NEW)		36
Unitrix 80 (NEW)		35
V		
Vapor Recovery Dock		214
VariFlex 200	NC	17-18
VariFlex 300	NC	17-18
Velocity Beverage Transfer		110
Velocity Petroleum		258
Velocity WT		313
VersaChem		71
Versiflo 150 Water S&D		305
VersaFuel Flex		253
Vintner Lite 150 EPDM		113
Vintner Reserve 250 CB		111
Vintner Reserve 250 EPDM		112
Viper	A	57
W		
White Flexwing	F	114
Whitewater		83
Wingcraft		188
Y		
Yardmaster ECO Garden Hose		322

Properties Legend:

A – Superior Abrasion Resistance

M – USMSHA Approved

UL – Underwriter's Laboratory Approved

F – FDA, 3-A, & USDA Compliant

NC – Non-Conductive

CUL – Underwriter's Laboratory Approved (Canada)

Industrial Hose Index By Application

Name	Properties	Page #
Air & Multipurpose: General Purpose		
AquaHammer		22
Arctic Ortac		28
Arctic Ortac Plus		27
Braidair		26
Crimped Jackhammer Assembly		21
F5		23
Flexsteel Service Station Air		29
Frontier 200		19-20
Frontier 250		19-20
Frontier 300		19-20
Gorilla	A, M, NC	14
Hot Water Blue Elite 150		34
Hot Water Red Elite 150		33
MIL A-A-59565		31
Nitrogen Service Hose		32
Ortac 250	A, NC	15-16
Ortac 300	A, NC	15-16
Ortac 400	A, NC	15-16
Pliovic GS	NC	24-25
Pliovic Plus 250	NC	24-25
Poseidon UL94-HB		37
Service Station Air		30
Unitrix 60 (NEW)		36
Unitrix 80 (NEW)		35
Variflex 200	NC	17-18
Variflex 300	NC	17-18
Air & Multipurpose: Heavy Duty		
Plicord Air 400	NC	44
Plicord Super Rock Drill	M	42
Prospector Air		43
Prospector Plus Air		45
Steel Air	M	40
Super Ortac	M	39
Ultrabraid Bull Hose (NEW)		41
Air & Multipurpose: Push-on		
FLEXAGrip	A, M, NC	47-48
Insta-Grip 250	A, NC	50
Insta-Grip 300	M, NC	49
Insta-Grip HT 300 (NEW)		52
Insta-Grip SP 300		51
Insta-Grip TC		53

Name	Properties	Page #
Chemical Transfer		
Blue Flexwing		67
Brown Flexwing		64
Chem One	A	56
Conti Chem Superior FEP (NEW)		70
DEF Transfer Hose – Braided		69
DEF Transfer Hose – Hand Built		68
Fabchem		59
Fabchem-C (NEW)		60
Green XLPE		58
Hi-Per		55
Infinity Chemical (NEW)		61
Orange Flexwing		66
Plicord ExtremeFlex Brown		62
Plicord ExtremeFlex Purple		63
Purple Flexwing		65
VersaChem		71
Viper	A	57
Cleaning Equipment		
Galvanator 3000	A	73
Gauntlet 1500	A	76
Gauntlet 3000	A	75
Gauntlet 4500	A	74
Neptune 1500		81
Neptune 3000		80
Neptune 4001-R		79
Neptune 4500		78
Neptune 6000		77
SpiraFlow		82
Whitewater		83
Food & Beverage Transfer		
Blue Flour	F	86
Clearwater Flextra 200 NSF61 (NEW)		87
Clearwater Softwall 150 NSF61 (NEW)		88
Collector		89
Distillery 150		90
Drinkline		91
Exstatic	F	92
ExtremeFlex Beverage Gray	F	93
ExtremeFlex Beverage Red	F	94
ExtremeFlex Food Grade	F	95
EZ Glide Wine		96
Gray Flextra LT	F	97
Gray Food	F	98
Harvest	F	99

Properties Legend:

A – Superior Abrasion Resistance

M – USMSHA Approved

UL – Underwriter's Laboratory Approved

F – FDA, 3-A, & USDA Compliant

NC – Non-Conductive

CUL – Underwriter's Laboratory Approved (Canada)

Industrial Hose Index By Application

Name	Properties	Page #
Lactopal		100
Nutriflex Static Wire	F	101
Nutriflex Suction & Discharge	F	102
Nutriflo Suction & Discharge	F	103
Pliovic FG	F	104
Potable Water	F	105
Purple Snake		106
Spirathane PT	F	107
Tan Flextra	F	108
Tan Softwall	F	109
Velocity Beverage Transfer		110
Vintner Reserve 250 CB		111
Vintner Reserve 250 EPDM		112
Vintner Lite 150 EPDM		113
White Flexwing	F	114
Food Washdown		
Blue Fortress 300		121
Dinga Water Saving Gun (NEW)		127
Fortress 300	A	122
Fortress 1000	A	120
Fortress 3000	A	119
Plicord Washdown		316
Poseidon		123
Protection Ring (NEW)		128
Sani-Wash 300		126
Sani-Wash Supreme 300 (NEW)		124
Super Sani-Wash 300		125
Marine		
Flexshield Marine Barrier Hose SAE J1527 USCG Type A1-10 / ISO 7840		136
Marine Fuel Feed Vent Hose USCG/SAE J1527 Type A2		137
Marine Fuel Feed Vent Hose USCG/SAE J1527 Type B2		138
Marine Fuel Line USCG/SAE J1527 & ISO 7840 Type A1		135
Plicord Hardwall Wet Exhaust		130-131
Plicord SAE J1527 Type A2 (fuel fill)		134
Plicord Softwall Wet Exhaust		132-133
Material Handling: Abrasives		
Artrac		146
Arvac SW		145
Blucor		143
Blucor Couplings		144
Diversiflex		147
Diversipipe 75		148
Diversipipe 150		149
Flexible Downspout		150
Plicord Blast (2 ply & 4 ply)		141
Plicord Dredge Sleeve		152
Plicord Hydrovator		151
Plicord RVC		153
Plicord Sand Suction		154
Plicord XF Blast (2 ply & 4 ply)		142
Sandblast Deadman		140
Spiraflex Air Seeder		155
Spirathane HD		156
Spirathane LD		158
Spirathane PT	F	157
Material Handling: Bulk Transfer		
Bark Blower		166
Black Softwall		161
Flextra Dry Material		160
Plicord Torridair Hot Air Blower		162
Pyroflex II Hot Air		163
Pyroflex III Hot Air		164
Spiraflex Mulch Blower		165
Tan Flextra, Material Handling		168
Tan Flexwing	F	167
Tan Softwall	F	169
Material Handling: Cement & Concrete		
Allcrete Textile Plaster Grout & Concrete		172
Allcrete Wire		173
PGC Placement Textile		174
Plicord Auger Arc Piling		171
Plicord Gunite Tan		175
Mining		
Brigade Mine	M	178
Flexsteel Mine Spray	M	177
Flextra Rock Dust	M	179
M&P Mine Conduit	M	180
Plicord Ammonium Nitrate HD		182
Plicord Ammonium Nitrate Pellet		181
Plicord Mine Conduit	M	183
Spiraflex Cable Guard	M	184
Spiraflex Rock Dust	M	185

Properties Legend:

A – Superior Abrasion Resistance

M – USMSHA Approved

UL – Underwriter's Laboratory Approved

F – FDA, 3-A, & USDA Compliant

NC – Non-Conductive

CUL – Underwriter's Laboratory Approved (Canada)

Industrial Hose Index By Application

Name	Properties	Page #
Petroleum: Aircraft Fueling		
Advantage		190
Deadman Aircraft Refueling		191
Jet Ranger		189
Platinum JAC Riser		187
Refueling Sensing		192
Wingcraft		188
Petroleum: Dispensing		
Aggie Gas		205
BC Cold Flex	UL, CUL	203
BC Gasoline	UL, CUL	202
BC Marina	UL, CUL	204
DEF Dispensing Hose		207
Flexsteel Futura	UL, CUL	194
Flexsteel Futura B20 (NEW)	UL	201
Flexsteel Futura E25 (NEW)	UL	200
Flexsteel Futura Ethan-All	UL	199
Flexsteel Futura HVR Low Perm	UL	196
Flexsteel Futura Low Perm	UL	195
Flexsteel Futura Vapor Assist	UL	197
Maxxim Premier Ultra	UL	198
Pacer	UL, CUL	206
Petroleum: Dock Hose		
Flexdock 225		209
Flexdock 300		210
Hot Tar & Asphalt Rough & Smooth Bore		216
Plicord Dock Hose		215
RB Dock Asphalt & Bitumen		217
SB Dock Asphalt & Bitumen		218
Smooth Bore Dock 200		211
Smooth Bore Dock 300		212
Tanker Barge Discharge		213
Vapor Recovery Dock		214
Petroleum: Rig Supply		
Diesel Oil HW		220
Diesel Oil SW		221
Offshore Fuel 500 HW ASW		224
Offshore Fuel HW 500		225
Oil Rig Bio Fuel SW		226
Oil Rig HW		222
Oil Rig HW ARC		227
Oil Rig Service		230-231
Oil Rig SW		223
Plicord HW Dry Cement/Barytes		228
Plicord SW Dry Cement/Barytes		229

Name	Properties	Page #
Petroleum: Transfer Discharge		
Blue Low Temp Fuel Oil Delivery		235
Plicord Fuel Discharge		236
Plicord Oilfield Frac		237
Prospector Petro 150		239
Pyroflex Hot Tar Wand		238
Redwing Fuel Oil		233
Redwing Versabraid		234
Petroleum: Transfer Suction & Discharge		
Arctic ExtremeFlex		250
Flexwing VersaFuel		252
Infinity Fuel Drop		256
Infinity HD Fuel Drop		255
LW Arctic Tank Truck		251
Paladin		257
Plicord Arctic Flexwing		249
Plicord ExtremeFlex Petroleum	A	242
Plicord Flexwing Petroleum		241
Plicord LW Black Flextra II		247
Plicord Super Black Flexwing		246
Prospector Flex Oilfield		245
Prospector Oilfield 150		244
Prospector Oilfield 300		243
Pyroflex Hot Tar & Asphalt II		254
Red Flextra 100 & 150		248
Spiraflex Polyurethane Vapor Recovery		259
Velocity Petroleum		258
VersaFuel Flex		253
Specialty		
Ag Spray 600		267
DEF Transfer Hose – Braided		272
DEF Transfer Hose – Hand Built		271
Fire Engine Booster		264
Fire Extinguisher Booster UL92		265
Hydrocarbon Drain Hose - Braided		269
Hydrocarbon Drain Hose - Hand Built		270
LPG Delivery Pro	UL, CUL	263
LPG Delivery Pro Premade Factory Assemblies	UL, CUL	262
Nitrogen Service Hose		268
NR Spray		266

Properties Legend:

A – Superior Abrasion Resistance

M – USMSHA Approved

UL – Underwriter's Laboratory Approved

F – FDA, 3-A, & USDA Compliant

NC – Non-Conductive

CUL – Underwriter's Laboratory Approved (Canada)

Industrial Hose Index By Application

Name	Properties	Page #
Steam Hose		
CONTI Blue Steam		283
Crimped Steam Assembly		276
DAMPF Trix 6000 Steam (NEW)		282
Flexsteel 250 CB Extreme		278
Flexsteel 250 CB Steam		277
Flexsteel 250 EPDM-20		274
Flexsteel 250 ORS Steam		279
Flexsteel 250 Steam		275
Heavy Duty Steam Pile Driver		281
MIL-DTL-29210E		284
Plicord 250 Steam		280
Vacuum Hose		
Plicord HD Industrial Vacuum		289
Plicord Vacuum (HD & LW)		290
Spiraflex Ducting		287
Spiraflex Grassvac		286
Spiraflex Vacuum		288
Water: Discharge Hose		
Dishwasher Drain Hose		302
Fire Engine Booster		296
Plicord Furnace Door		295
Plicord HD Water Discharge		292
Plicord Versiflo 125		294
Plicord Water Discharge 150		293
Spiraflex Black Lay-Flat Super Duty		297
Spiraflex Blue Extra Light Duty		301
Spiraflex Gray Light Duty		300
Spiraflex Red Medium Duty	M.	299
Spiraflex Yellow Heavy Duty	M.	298
Water: Suction & Discharge Hose		
Cold Blue		311
Con-Ag 150 Water S&D (NEW)		304
Con-Ag Water S&D (NEW)		306
Flexwing Water S&D		307
Green Hornet XF		312
Spiraflex Agflex		310
Spiraflex 1600		309
Spiraflex Aggie PVC		308
Velocity WT		313
Versiflo 150 Water S&D		305
Water: Washdown Hose		
Plicord Pulp & Paper Washdown		316
Plicord Washdown		317
Sureline		315
Water: Garden Hose		
Heavy Duty Cold Water		320
Heavy Duty Hot Water		319
Pathfinder ECO Garden Hose		321
Yardmaster ECO Garden Hose		322
Welding Hoses		
ISO 3821 Blue Welding Hose		332
ISO 3821 Orange Welding Hose		332
ISO 3821 Red Welding Hose		331
Scarfing Hose		330
Single Line Welding Grade R		329
Single Line Welding Grade RM		328
Single Line Welding Grade T		327
TIG Welding Hose		333
Twin-Line Welding Grade R		326
Twin-Line Welding Grade RM	NC	325
Twin-Line Welding Grade T	NC	324
Coupling Systems		
Insta-Lock Dust Cap		345
Insta-Lock Dust Plug		346
Insta-Lock Fittings Reducers & Jump Sizes		343
Insta-Lock Gaskets		348
Insta-Lock Interlocking Ferrules		349
Insta-Lock Interlocking Stainless Steel Male NPT Hose Stem		344
Insta-Lock Repair Kits		347
Insta-Lock Type A Fitting		337
Insta-Lock Type B Fitting		338
Insta-Lock Type C Fitting		339
Insta-Lock Type D Fitting		340
Insta-Lock Type E Fitting		341
Insta-Lock Type F Fitting		342
Pressure Washer Fittings		351
Stainless Steel & Aluminum Crimp Sleeves for Infinity and Paladin Hose		350

Properties Legend:

A – Superior Abrasion Resistance

M – USMSHA Approved

UL – Underwriter's Laboratory Approved

F – FDA, 3-A, & USDA Compliant

NC – Non-Conductive

CUL – Underwriter's Laboratory Approved (Canada)

Air & Multipurpose
General Purpose
Heavy Duty
Push-on
Chemical Transfer
Cleaning Equipment
Food & Beverage Transfer
Food Washdown
Marine
Material Handling
Abrasives
Bulk Transfer
Cement & Concrete
Mining
Petroleum
Aircraft Fueling
Dispensing
Dock
Rig Supply
Transfer Discharge
Transfer S&D
Specialty
Steam
Vacuum
Water
Discharge
Suction & Discharge
Washdown
Garden
Welding
Coupling Systems
Equipment
Appendix

General Purpose

	Page	Superior Abrasion Cover	MSHA	Non-conductive	Oil Resistance Tube*	Oil Resistance Cover*	Temp.Range	Thermo-plastic	Rubber
AquaHammer	22						-40°F to 210°F (-40˚C to 99˚C)		
Arctic Ortac	28				A	A	-65°F to 180°F (-54˚C to 82˚C)		
Arctic Ortac Plus	27				A	A	-65°F to 180°F (-54˚C to 82˚C)		Yes
Braidair	26				A	B	-20°F to 210°F (-29˚C to 99˚C)		Yes
Crimped Jackhammer Assembly	21		Yes		C	C	-40˚F to 210˚F (-40˚C to 99˚C)		Yes
F5	23				B	B	-40°F to 158°F (-40˚C to 70˚C)	Yes	
Flexsteel Service Station Air	29				B	B	-20°F to 210°F (-29˚C to 99˚C)		Yes
Frontier 200	19-20				C	C	-40°F to 210°F (-40˚C to 99˚C)		Yes
Frontier 250	19-20				C	C	-40°F to 210°F (-40˚C to 99˚C)		Yes
Frontier 300	19-20				C	C	-40°F to 210°F (-40˚C to 99˚C)		Yes
Gorilla	14	Yes	Yes	Yes	A	A	-20°F to 210°F (-29˚C to 99˚C)		Yes
Hot Water Blue Elite 150	34						-40°F to 248°F (-40˚C to 120˚C)		
Hot Water Red Elite 150	33						-40°F to 248°F (-40˚C to 120˚C)		
MIL A-A-59565 Military Air Hose	31				C	C	-40°F to 210°F (-40˚C to 99˚C)		Yes
Nitrogen Service Hose	32				C	C	-40°F to 210°F (-40˚C to 99˚C)		Yes
Ortac 250	15-16	Yes		Yes	A	A	-20°F to 210°F (-29˚C to 99˚C)		Yes

*Based on ARPM oil classification. For more information, see Appendix C.

General Purpose

	Page	Superior Abrasion Cover	MSHA	Non-conductive	Oil Resistance Tube*	Oil Resistance Cover*	Temp.Range	Thermo-plastic	Rubber
Ortac 300	15-16	Yes		Yes	A	A	-20°F to 210°F (-29˚C to 99˚C)		Yes
Ortac 400	15-16	Yes	Yellow Only	Yes	A	A	-20°F to 210°F (-29˚C to 99˚C)		Yes
Pliovic GS	24-25			Yes	B	B	-10°F to 158°F (-40˚C to 70˚C)	Yes	
Pliovic Plus 250	24-25			Yes	B	B	-10°F to 158°F (-40˚C to 70˚C)	Yes	
Poseidon UL94-HB	37						-40˚F to 210˚F (-40˚C to 99˚C)		
Service Station Air	30				C	C	-40˚F to 210˚F (-40˚C to 99˚C)		Yes
Unitrix 60	36				A	A	-13˚F to 185˚F (-25˚C to 85˚C)		Yes
Unitrix 80	35				A	A	-40˚F to 185˚F (-40˚C to 85˚C)		Yes
Variflex 200	17-18			Yes	A	A	-20°F to 210°F (-29˚C to 99˚C)		Yes
Variflex 300	17-18			Yes	A	A	-20°F to 210°F (-29˚C to 99˚C)		Yes

*Based on ARPM oil classification. For more information, see Appendix C.

Air & Multipurpose
General Purpose
Heavy Duty
Push-on
Chemical Transfer
Cleaning Equipment
Food & Beverage Transfer
Food Washdown
Marine
Material Handling
Abrasives
Bulk Transfer
Cement & Concrete
Mining
Petroleum
Aircraft Fueling
Dispensing
Dock
Rig Supply
Transfer Discharge
Transfer S&D
Specialty
Steam
Vacuum
Water
Discharge
Suction & Discharge
Washdown
Garden
Welding
Coupling Systems
Equipment
Appendix

Air & Multipurpose
General Purpose
Heavy Duty
Push-on
Chemical Transfer
Cleaning Equipment
Food & Beverage Transfer
Food Washdown
Marine
Material Handling
Abrasives
Bulk Transfer
Cement & Concrete
Mining
Petroleum
Aircraft Fueling
Dispensing
Dock
Rig Supply
Transfer Discharge
Transfer S&D
Specialty
Steam
Vacuum
Water
Discharge
Suction & Discharge
Washdown
Garden
Welding
Coupling Systems
Equipment
Appendix

Gorilla®

Product Specifications

Application
A premium-quality, multipurpose industrial hose with a wide range of applications in factories, construction, agriculture, quarries, mines, railroads, the oil and gas industry and shipbuilding. All sizes are crush-resistant and rated at 500 psi (3.4 MPa) maximum working pressure. The premium Carbryn™ cover offers the most superior abrasion resistance of air and multipurpose hoses. Non-conductive, minimum electrical resistance greater than 1 megohm per inch of hose length at 1000 volts DC.

Construction
> Tube
Nitrile synthetic rubber, ARPM Class A (High Oil Resistance)
> Cover
Yellow Carbryn™ synthetic rubber, ARPM Class A (High Oil Resistance) MSHA approved
> Reinforcement
Spiral aramid yarn, 2" is braided synthetic yarn

Temperature Range
-20˚F to 210˚F (-29˚C to 99˚C)

Packaging
90% one-piece reels up to 1"
3/16"– 3/4" – 500' reels, maximum 3 pieces, 50' increments
1" – 450' reels, maximum 3 pieces, 50' increments
1¼" – 250'–400' reels, maximum 3 pieces, 50' increments
1½" – 150'–300' reels, maximum 3 pieces, 50' increments
2" – 200' carton, maximum 3 pieces, 50' increments
Coupled assemblies available: 1/4", 3/8", 1/2", and 3/4".

Branding
Example: Gorilla® by Continental 1" (25.4 mm)
500 psi Made in USA Flame Resistant USMSHA No. 2G-IC-14C/39

Couplings
Refer to the Continental Industrial Hose Assembly Manual for crimp specifications.
READY 2 GO
Coupled assemblies available.

Order Codes
569-035
536-446 (2")

Gorilla®

SAP #	ID		Nom. OD		Max. WP		Weight	
Yellow	**in.**	**mm**	**in.**	**mm**	**psi**	**MPa**	**lb./ft.**	**kg/m**
20026239	1/4	6.4	0.61	15.5	500	3.45	0.17	0.25
20026256	3/8	9.5	0.73	18.6	500	3.45	0.22	0.33
20026273	1/2	12.7	0.89	22.6	500	3.45	0.28	0.42
20026289	5/8	15.9	1.06	26.9	500	3.45	0.35	0.52
20026290	3/4	19.1	1.19	30.2	500	3.45	0.41	0.61
20026304	1	25.4	1.50	37.8	500	3.45	0.58	0.86
20026306	1¼	31.8	1.77	45.6	500	3.45	0.79	1.18
20026309	1½	38.1	2.04	51.8	500	3.45	0.86	1.27
20023183	2	50.8	2.62	66.6	500	3.45	1.22	1.82

Hose design factor 4:1.

Ortac™

Product Specifications

Application
Ortac™ (Oil-Resistant Tube and Cover) is our most popular premium-quality multipurpose hose. Used in the most abusive industrial applications, Ortac™ will handle air, oil, water, kerosene and some chemicals. The premium Carbryn™ cover offers the most superior abrasion resistance of air and multipurpose hoses. Non-conductive, minimum electrical resistance greater than 1 megohm per inch of hose length at 1000 volts DC. Available in 250, 300 and 400 psi working pressures. Note: Ortac™ 400 Yellow is USMSHA approved.

Construction
> Tube
Nitrile synthetic rubber, ARPM Class A (High Oil Resistance)
> Cover
Red or yellow Carbryn™ synthetic rubber, ARPM Class A (High Oil Resistance)
> Reinforcement
Spiral synthetic yarn, 2" is braided

Temperature Range
-20˚F to 210˚F (-29˚C to 99˚C)

Packaging
90% one-piece reels up to 1"
3/16"-3/4" – 500' reels, maximum 3 pieces, 50' increments
1" – 450' reels, maximum 3 pieces, 50' increments
1¼" – 400' reels, maximum 3 pieces, 50' increments
1½" – 300' reels, maximum 3 pieces, 50' increments
2" – 200', cartons, maximum 3 pieces, 50' increments

Branding
Example: 1½" (38.1 mm) Ortac™ 300 psi WP Made in USA Continental

Couplings
Refer to the Continental Industrial Hose Assembly Manual for crimp specifications.

Order Codes
See next page.

Air & Multipurpose
General Purpose
Heavy Duty
Push-on
Chemical Transfer
Cleaning Equipment
Food & Beverage Transfer
Food Washdown
Marine
Material Handling
Abrasives
Bulk Transfer
Cement & Concrete
Mining
Petroleum
Aircraft Fueling
Dispensing
Dock
Rig Supply
Transfer Discharge
Transfer S&D
Specialty
Steam
Vacuum
Water
Discharge
Suction & Discharge
Washdown
Garden
Welding
Coupling Systems
Equipment
Appendix

Air & Multipurpose
General Purpose
Heavy Duty
Push-on
Chemical Transfer
Cleaning Equipment
Food & Beverage Transfer
Food Washdown
Marine
Material Handling
Abrasives
Bulk Transfer
Cement & Concrete
Mining
Petroleum
Aircraft Fueling
Dispensing
Dock
Rig Supply
Transfer Discharge
Transfer S&D
Specialty
Steam
Vacuum
Water
Discharge
Suction & Discharge
Washdown
Garden
Welding
Coupling Systems
Equipment
Appendix

Ortac™ 250

Order Codes: 569-058 (1/4"-1½" red), 536-465 (2" red), 536-010 (2" black)

SAP #	ID		Nom. OD		Max. WP		Weight	
Red	**in.**	**mm**	**in.**	**mm**	**psi**	**MPa**	**lb./ft.**	**kg/m**
20026527	1/4	6.4	0.53	13.5	250	1.72	0.09	0.13
20026529	5/16	7.9	062	17.5	250	1.72	0.14	0.21
20026531	3/8	9.5	0.69	17.5	250	1.72	0.15	0.22
20026534	1/2	12.7	0.84	21.3	250	1.72	0.20	0.30
20026538	5/8	15.9	1.00	25.4	250	1.72	0.26	0.39
20026540	3/4	19.1	1.14	29.0	250	1.72	0.34	0.51
20026544	1	25.4	1.47	37.3	250	1.72	0.51	0.76
20023278	2	50.8	2.50	63.5	200	1.37	1.08	1.61

Hose design factor 4:1.

Ortac™ 300

Order Codes: 569-059 (red)

SAP #	ID		Nom. OD		Max. WP		Weight	
Red	**in.**	**mm**	**in.**	**mm**	**psi**	**MPa**	**lb./ft.**	**kg/m**
20026560	3/16	4.8	0.44	11.8	300	2.07	0.07	0.10
20026561	1/4	6.4	0.61	15.7	300	2.07	0.14	0.21
20026563	5/16	7.9	0.68	17.3	300	2.07	0.16	0.24
20026564	3/8	9.5	0.73	18.6	300	2.07	0.18	0.27
20026568	1/2	12.7	0.89	22.6	300	2.07	0.25	0.37
20026570	5/8	15.9	1.06	26.9	300	2.07	0.35	0.52
20026571	3/4	19.1	1.19	30.2	300	2.07	0.40	0.60
20026575	1	25.4	1.50	38.1	300	2.07	0.59	0.88
20026579	1¼	31.8	1.81	46.0	300	2.07	0.76	1.13
20026583	1½	38.1	2.08	52.8	300	2.07	0.88	1.31

Hose design factor 4:1.

Ortac™ 400

Order Codes: 569-065 (yellow, USMSHA rated), 569-066 (red)

SAP #	ID		Nom. OD		Max. WP		Weight	
Yellow	**in.**	**mm**	**in.**	**mm**	**psi**	**MPa**	**lb./ft.**	**kg/m**
20026596	1/4	6.4	0.61	15.7	400	2.76	0.16	0.24
20026598	3/8	9.5	0.73	18.8	400	2.76	0.20	0.30
20026599	1/2	12.7	0.89	22.8	400	2.76	0.26	0.39
20026600	3/4	19.1	1.18	30.0	400	2.76	0.41	0.61
20026601	1	25.4	1.50	38.1	400	2.76	0.61	0.91

Hose design factor 4:1.

VariFlex™

Product Specifications

Application
A good-quality, economical general purpose hose for industrial air service, compressor lines, pneumatic tools, low-pressure spray and many other applications where the need for oil resistance is moderate. Non-conductive, minimum electrical resistance greater than 1 megohm per inch of length of hose at 1000 volts DC. Available in 200 and 300 psi working pressures.

Construction
> Tube
Nitrile synthetic rubber, ARPM Class A (High Oil Resistance)
> Cover
Red, blue or black Chemivic synthetic rubber, ARPM Class A (High Oil Resistance)
> Reinforcement
Spiral synthetic yarn (3/16"-1½"), braided synthetic yarn (2")

Temperature Range
-20˚F to 210˚F (-29˚C to 99˚C)

Packaging
90% one-piece reels up to 1"
3/16"-3/4" – 500' reels, maximum 3 pieces, 50' increments
1" – 450' reels, maximum 3 pieces, 50' increments
1¼" – 400' reels, maximum 3 pieces, 50' increments
1½" – 300' reels, maximum 3 pieces, 50' increments
Coupled assemblies available in 1/4", 3/8" and 1/2" in red.

Branding
Example: VariFlex™ Non-conductive 1/2" (12.7 mm) 200 psi WP Made in USA Continental

Couplings
Refer to the Continental Industrial Hose Assembly Manual for crimp specifications.
READY 2 GO
Coupled assemblies available.

Order Codes
See next page.

Air & Multipurpose
General Purpose
Heavy Duty
Push-on
Chemical Transfer
Cleaning Equipment
Food & Beverage Transfer
Food Washdown
Marine
Material Handling
Abrasives
Bulk Transfer
Cement & Concrete
Mining
Petroleum
Aircraft Fueling
Dispensing
Dock
Rig Supply
Transfer Discharge
Transfer S&D
Specialty
Steam
Vacuum
Water
Discharge
Suction & Discharge
Washdown
Garden
Welding
Coupling Systems
Equipment
Appendix

Air & Multipurpose
General Purpose
Heavy Duty
Push-on
Chemical Transfer
Cleaning Equipment
Food & Beverage Transfer
Food Washdown
Marine
Material Handling
Abrasives
Bulk Transfer
Cement & Concrete
Mining
Petroleum
Aircraft Fueling
Dispensing
Dock
Rig Supply
Transfer Discharge
Transfer S&D
Specialty
Steam
Vacuum
Water
Discharge
Suction & Discharge
Washdown
Garden
Welding
Coupling Systems
Equipment
Appendix

VariFlex™ 200

Order Codes: 569-005 (black), 569-007 (red), 569-036 (blue)

SAP #			ID		Nom. OD		Max. WP		Weight	
Black	**Red**	**Blue**	**in.**	**mm**	**in.**	**mm**	**psi**	**MPa**	**lb./ft.**	**kg/m**
20666346			3/16	4.8	0.44	11.2	200	1.38	0.07	0.10
20025396	20025484		1/4	6.4	0.53	13.5	200	1.38	0.10	0.15
20025397	20025485		5/16	7.9	0.63	16.0	200	1.38	0.14	0.21
20025399	20025487		3/8	9.5	0.69	17.5	200	1.38	0.15	0.22
20025402	20025490	20147654	1/2	12.7	0.84	21.3	200	1.38	0.21	0.31
20025403	20025492	20612705	5/8	15.9	1.00	25.4	200	1.38	0.27	0.40
20025404	20025493	20026313	3/4	19.1	1.13	28.7	200	1.38	0.38	0.57
20025405	20025495		1	25.4	1.47	37.3	200	1.38	0.58	0.86

Hose design factor 4:1.

VariFlex™ 300

Order Codes: 569-006 (black), 569-008 (3/16"-1½" red), 569-037 (blue)

SAP #			ID		Nom. OD		Max. WP		Weight	
Black	**Blue**	**Red**	**in.**	**mm**	**in.**	**mm**	**psi**	**MPa**	**lb./ft.**	**kg/m**
20025408		20025498	1/4	6.4	0.54	13.7	300	2.07	0.14	0.21
20025428		20025499	5/16	7.9	0.64	16.3	300	2.07	0.18	0.27
20025430	20026318	20025502	3/8	9.5	0.69	17.5	300	2.07	0.19	0.28
20025450	20026319	20025512	1/2	12.7	0.86	21.8	300	2.07	0.26	0.39
20333327	20026322	20025518	5/8	15.9	1.02	25.9	300	2.07	0.33	0.49
20025471	20026323	20025522	3/4	19.1	1.19	30.2	300	2.07	0.42	0.63
20025477	20026334	20025532	1	25.4	1.50	38.1	300	2.07	0.62	0.92
20026192		20022900	1¼	31.8	1.77	45.6	250	1.72	0.84	1.25
20026194			1½	38.1	2.08	53.2	250	1.72	1.01	1.50

Hose design factor 4:1.

Frontier™

Product Specifications

Application
An economical air and water hose, Frontier™ is for a wide range of industrial, construction and agricultural applications. Available in 200, 250, and 300 psi working pressures.

Construction
> Tube
Order Code 569 – EPDM, ARPM Class C (Limited Oil Resistance)
Order code 536 – EPDM
> Cover
Order Code 569 – EPDM, ARPM Class C (Limited Oil Resistance)
Order code 536 – EPDM
> Reinforcement
Spiral synthetic yarn, 2" is braided

Temperature Range
-40˚F to 210˚F (-40˚C to 99˚C)

Packaging
90% one-piece reels up to 1"
3/16" – 3/4" – 500' reels, maximum 3 pieces, 50' increments
1" – 450' reels, maximum 3 pieces, 50' increments
1¼" – 400' reels, maximum 3 pieces, 50' increments
1½" – 300' reels, maximum 3 pieces, 50' increments
2" – 200', cartons, maximum 3 pieces, 50' increments
Coupled assemblies available in 1/4", 3/8", 1/2", and 3/4" in red.

Branding
Example: 1/2" Frontier™ Continental 300 psi WP

Couplings
Refer to the Continental Industrial Hose Assembly Manual for crimp specifications.

Coupled assemblies available.

Order Codes
See next page.

READY 2 GO

Air & Multipurpose
General Purpose
Heavy Duty
Push-on
Chemical Transfer
Cleaning Equipment
Food & Beverage Transfer
Food Washdown
Marine
Material Handling
Abrasives
Bulk Transfer
Cement & Concrete
Mining
Petroleum
Aircraft Fueling
Dispensing
Dock
Rig Supply
Transfer Discharge
Transfer S&D
Specialty
Steam
Vacuum
Water
Discharge
Suction & Discharge
Washdown
Garden
Welding
Coupling Systems
Equipment
Appendix

Air & Multipurpose
General Purpose
Heavy Duty
Push-on
Chemical Transfer
Cleaning Equipment
Food & Beverage Transfer
Food Washdown
Marine
Material Handling
Abrasives
Bulk Transfer
Cement & Concrete
Mining
Petroleum
Aircraft Fueling
Dispensing
Dock
Rig Supply
Transfer Discharge
Transfer S&D
Specialty
Steam
Vacuum
Water
Discharge
Suction & Discharge
Washdown
Garden
Welding
Coupling Systems
Equipment
Appendix

Frontier™ 200

Order Codes: 536-035 (2" black), 536-040 (2" red), 569-009 (black), 569-011 (red), 569-038 (yellow), 569-547 (blue)

SAP #				ID		Nom. OD		Max. WP		Weight	
Black	**Red**	**Blue**	**Yellow**	**in.**	**mm**	**in.**	**mm**	**psi**	**MPa**	**lb./ft.**	**kg/m**
20025544	20025733		20709043	3/16	4.8	0.44	11.2	200	1.38	0.08	0.12
20025553	20025735	20026919	20654587	1/4	6.4	0.50	12.7	200	1.38	0.09	0.13
20025565	20025748	20026920		5/16	7.9	0.58	14.7	200	1.38	0.12	0.18
20025572	20025750	20338093	20026337	3/8	9.5	0.67	17.0	200	1.38	0.15	0.22
20025591	20025773	20026921	20026353	1/2	12.7	0.81	20.6	200	1.38	0.20	0.30
20025610	20025787	20026923		5/8	15.9	0.97	24.6	200	1.38	0.27	0.40
20025619	20025799	20026925	20026358	3/4	19.1	1.12	28.5	200	1.38	0.34	0.51
20025714	20025966	20026928	20026361	1	25.4	1.44	36.8	200	1.38	0.54	0.80
20025649	20025826	20736320	20026364	1¼	31.8	1.73	44.0	200	1.38	0.75	1.12
20025655	20025834	20340494	20026366	1½	38.1	1.98	50.3	200	1.38	0.86	1.28
20022897	20022939			2	50.8	2.50	63.5	200	1.38	1.16	1.73

Hose design factor 4:1.

Frontier™ 250

Order Codes: 569-010 (black), 569-012 (red), 569-039 (yellow), 569-506 (green), 569-548 (blue)

SAP #					ID		Nom. OD		Max. WP		Weight	
Black	**Red**	**Yellow**	**Green**	**Blue**	**in.**	**mm**	**in.**	**mm**	**psi**	**MPa**	**lb./ft.**	**kg/m**
20025667	20025844	20026368	20742873	20742876	1/4	6.4	0.53	13.5	250	1.72	0.11	0.16
20025670	20025865				5/16	7.9	0.59	15.0	250	1.72	0.13	0.19
20025674	20025869	20026374	20742874	20617089	3/8	9.5	0.70	17.8	250	1.72	0.17	0.25
20025685	20025899	20026375	20026807	20617190	1/2	12.7	0.84	21.3	250	1.72	0.22	0.33
20025695	20025922	20026376			5/8	15.9	0.98	24.9	250	1.72	0.27	0.40
20025701	20025932	20026379	20026809	20026929	3/4	19.1	1.14	29.0	250	1.72	0.35	0.52

Hose design factor 4:1.

Frontier™ 300

Order Codes: 569-516 (yellow), 569-557 (red), 569-560 (green), 569-559 (black), 569-562 (blue)

SAP #				ID		Nom. OD		Max. WP		Weight	
Red	**Yellow**	**Green**	**Black**	**in.**	**mm**	**in.**	**mm**	**psi**	**MPa**	**lb./ft.**	**kg/m**
20026960			20026997	1/4	6.4	0.53	13.5	300	2.07	0.10	0.15
20026971	20127382	20761181	20027001	3/8	9.5	0.70	17.8	300	2.07	0.17	0.25
20026980	20127385	20761182	20027003	1/2	12.7	0.84	21.3	300	2.07	0.22	0.33
20026985	20026845	20048519	20183079	3/4	19.1	1.15	29.2	300	2.07	0.37	0.55
20026992	20026859	20048546	20027011	1	25.4	1.48	37.3	300	2.07	0.58	0.86

Hose design factor 4:1.

Crimped Jackhammer Assembly

Product Specifications

Application
An economical EPDM air hose available as factory-made assemblies with high-quality crimped universal couplings for jackhammer and other uses on construction sites. Available in 3/4" and 1" red and yellow covers at 200 and 300 psi.

Construction
> Tube
EPDM, ARPM Class C (Limited Oil Resistance)
> Cover
EPDM, ARPM Class C (Limited Oil Resistance)
> Reinforcement
Spiral synthetic yarn

Temperature Range
-40˚F to 210˚F (-40˚C to 99˚C)

Branding
3/4" (19.1 mm) 300 WP Jackhammer Hose Made in USA

Working Pressure:
200 psi and 300 psi Maximum
Note: Finished assembly is rated at 150 psi for all sizes due to fittings

Crimped Jackhammer Assembly

SAP #			ID		Nom. OD		Max. WP	Weight
Red	**Yellow**	**Length (ft.)**	**in.**	**mm**	**in.**	**mm**	**psi**	**lb./ft.**
20749635		25	3/4	19.1	1.10	28.0	200	9.63
20665753	20715475	50	3/4	19.1	1.10	28.0	300	19.25
20749635		100	3/4	19.1	1.10	28.0	300	38.50
20665550		50	3/4	19.1	1.10	28.0	200	19.25
20415002		50	1	25.4	1.47	37.3	200	27.95
	20759549	50	1	25.4	1.47	37.3	300	33.60

Hose design factor 4:1.

Air & Multipurpose
General Purpose
Heavy Duty
Push-on
Chemical Transfer
Cleaning Equipment
Food & Beverage Transfer
Food Washdown
Marine
Material Handling
Abrasives
Bulk Transfer
Cement & Concrete
Mining
Petroleum
Aircraft Fueling
Dispensing
Dock
Rig Supply
Transfer Discharge
Transfer S&D
Specialty
Steam
Vacuum
Water
Discharge
Suction & Discharge
Washdown
Garden
Welding
Coupling Systems
Equipment
Appendix

Air & Multipurpose
General Purpose
Heavy Duty
Push-on
Chemical Transfer
Cleaning Equipment
Food & Beverage Transfer
Food Washdown
Marine
Material Handling
Abrasives
Bulk Transfer
Cement & Concrete
Mining
Petroleum
Aircraft Fueling
Dispensing
Dock
Rig Supply
Transfer Discharge
Transfer S&D
Specialty
Steam
Vacuum
Water
Discharge
Suction & Discharge
Washdown
Garden
Welding
Coupling Systems
Equipment
Appendix

AquaHammer

Product Specifications

Application
AquaHammer Dual Air/Water Jackhammer Factory Assemblies are crimped with high-quality universal couplings and MNPT fittings. It is designed for silica dust supression and to help contractors meet OSHA Respirable Crystalline Silica Standard.

Construction
> Tube
EPDM, ARPM Class C (Limited Oil Resistance)
> Cover
EPDM, ARPM Class C (Limited Oil Resistance)
> Reinforcement
Spiral synthetic yarn

Temperature Range
-40˚F to 210˚F (-40˚C to 99˚C)

Packaging
50' cut, coiled and tied assemblies

Branding
Example: Continental AquaHammer 200 psi W.P.
Made in USA

Couplings
Air hose: 3/4" Universal
Water hose: Rigid Male 3/8" x 3/8" NPT

Order Codes
569-690

AquaHammer

SAP #	Color	ID		Nom. OD		Max. WP		Assembly Weight	
		in.	mm	in.	mm	psi	MPa	lb./ft.	kg/m
21011268	Green	3/4	19.1	1.13	28.8	200	1.38	0.538	0.785
	Blue	3/8	9.6	0.657	16.7	200	1.38		

Hose design factor 4:1.

F5™ Air Hose

Product Specifications

Application
A hybrid thermoplastic hose that provides durability and flexibility, is lightweight and has a low drag resistance. F5™ is non-marking, oil-resistant and performs well under cold temperatures to -40°F (-40°C). This 300 psi hose is designed for a variety of pneumatic applications in industries such as construction and manufacturing.

Construction
> Tube
Blue flexible TPE, ARPM Class B (Medium Oil Resistance)
> Cover
Matte blue flexible TPE, ARPM Class B (Medium Oil Resistance)
> Reinforcement
Polyester yarn

Temperature Range
-40˚F to 158˚F (-40˚C to 70˚C)

Packaging
The listed SAP numbers below are reeled hose; coiled lengths and assemblies are also available.

Branding
Example: Continental F5™ 300 psi Made in USA

Couplings
MxM NPT for coupled assemblies.
READY 2 GO
Coupled assemblies available.

Order Codes
540-438

F5™ Air Hose

SAP #	ID		Nom. OD		Max. WP		Weight	
Blue	**in.**	**mm**	**in.**	**mm**	**psi**	**MPa**	**lb./ft.**	**kg/m**
20463343	1/4	6.6	0.50	11.5	300	2.07	0.06	0.09
20476820	5/16	7.9	0.59	15.0	300	2.07	0.09	0.15
20463342	3/8	9.8	0.64	16.2	300	2.07	0.10	0.16
20463341	1/2	12.7	0.81	20.6	300	2.07	0.16	0.24
20470081	3/4	18.9	1.11	28.1	300	2.07	0.26	0.36
20476821	1	25.4	1.37	34.8	200	1.38	0.35	0.52

Hose design factor 4:1.

Air & Multipurpose
General Purpose
Heavy Duty
Push-on
Chemical Transfer
Cleaning Equipment
Food & Beverage Transfer
Food Washdown
Marine
Material Handling
Abrasives
Bulk Transfer
Cement & Concrete
Mining
Petroleum
Aircraft Fueling
Dispensing
Dock
Rig Supply
Transfer Discharge
Transfer S&D
Specialty
Steam
Vacuum
Water
Discharge
Suction & Discharge
Washdown
Garden
Welding
Coupling Systems
Equipment
Appendix

Pliovic®

Air & Multipurpose
General Purpose
Heavy Duty
Push-on

Chemical Transfer

Cleaning Equipment

Food & Beverage Transfer

Food Washdown

Marine

Material Handling
Abrasives
Bulk Transfer
Cement & Concrete

Mining

Petroleum
Aircraft Fueling
Dispensing
Dock
Rig Supply
Transfer Discharge
Transfer S&D

Specialty

Steam

Vacuum

Water
Discharge
Suction & Discharge
Washdown
Garden

Welding

Coupling Systems

Equipment

Appendix

Product Specifications

Application
A lightweight, economical general purpose hose for carrying air, water and many spray solutions, Pliovic® is suitable for a wide range of industrial, construction, agricultural hand sprayers and many multipurpose applications. Non-conductive, minimum electrical resistance greater than 1 megohm per inch of hose length at 1000 volts DC. Available in Pliovic® GS construction or a thick cover, Pliovic® Plus construction. Non-marking cover.

Construction
>Tube
Black Pliovic®, ARPM Class B (Medium Oil Resistance)
> Cover
Pliovic®, smooth finish, ARPM Class B (Medium Oil Resistance)
> Reinforcement
Spiral synthetic yarn

Temperature Range
-10˚F to 158˚F (-23˚C to 70˚C) for GS and Plus 250

Packaging
1/4"-1/2" – 750' reels, maximum 3 pieces, 50' increments
5/8" – 500' reels, maximum 3 pieces, 50' increments (Pliovic® Plus 250 only)
3/4" – 450' reels, maximum 3 pieces, 50' increments (Pliovic® Plus 250 only)
1" – 400' reels, maximum 3 pieces, 50' increments (Pliovic® Plus 250 only)
1¼"-2" – 300' reels, maximum 3 pieces, 50' increments (Pliovic® Plus 250 only)
Contact hose marketing for availability on cut, coiled and tied hose lengths.

Branding
Example: Pliovic® GS 3/8" ID (9.5mm) 250 psi WP Made in USA Continental

Couplings
Contact fitting manufacturer for proper fitting recommendation and coupling procedure.
Coupled assemblies available.

Order Codes
See next page.

Pliovic® GS

Order Codes: 540-350 (blue), 540-357 (yellow), 540-472 (black), 540-358 (green), 540-406 (red)

SAP #					ID		Nom. OD		Max. WP		Weight	
Blue	**Red**	**Yellow**	**Black**	**Green**	**in.**	**mm**	**in.**	**mm**	**psi**	**MPa**	**lb./ft.**	**kg/m**
20129505	20160220	20629533		20645372	1/4	6.4	0.45	11.4	300	2.07	0.06	0.09
20129506	20566773	20129502	20566772		5/16	7.9	0.59	15.0	300	2.07	0.11	0.16
20129507	20371442	20129503	20351772	20645373	3/8	9.5	0.60	15.2	300	2.07	0.09	0.13
20129508		20129504	20352500	20352636	1/2	12.7	0.78	19.8	300	2.07	0.15	0.22

Hose design factor 4:1.

Pliovic® Plus 250

Order Codes: 540-201 (red), 540-227 (blue), 540-232 (green), 540-233 (black), 540-257 (yellow)

SAP #					ID		Nom. OD		Max. WP		Weight	
Blue	**Red**	**Green**	**Black**	**Yellow**	**in.**	**mm**	**in.**	**mm**	**psi**	**MPa**	**lb./ft.**	**kg/m**
20012644	20012588	20012688	20012696	20012742	1/4	6.4	0.50	12.7	250	1.72	0.08	0.12
20012651	20012594	20012689	20012700	20012746	3/8	9.5	0.66	16.8	250	1.72	0.13	0.19
20012668	20012605	20012691	20012703	20012755	1/2	12.7	0.81	20.6	250	1.72	0.17	0.25
20012677	20012609	20012692	20012704	20753492	5/8	15.9	0.94	23.9	250	1.72	0.20	0.30
20012678	20012610	20012694	20012705	20012756	3/4	19.1	1.11	28.2	250	1.72	0.28	0.42
20012680	20012615	20012695	20012707	20012758	1	25.4	1.38	35.1	200	1.38	0.37	0.55

Hose design factor 4:1.

Air & Multipurpose
General Purpose
Heavy Duty
Push-on
Chemical Transfer
Cleaning Equipment
Food & Beverage Transfer
Food Washdown
Marine
Material Handling
Abrasives
Bulk Transfer
Cement & Concrete
Mining
Petroleum
Aircraft Fueling
Dispensing
Dock
Rig Supply
Transfer Discharge
Transfer S&D
Specialty
Steam
Vacuum
Water
Discharge
Suction & Discharge
Washdown
Garden
Welding
Coupling Systems
Equipment
Appendix

Air & Multipurpose
General Purpose
Heavy Duty
Push-on
Chemical Transfer
Cleaning Equipment
Food & Beverage Transfer
Food Washdown
Marine
Material Handling
Abrasives
Bulk Transfer
Cement & Concrete
Mining
Petroleum
Aircraft Fueling
Dispensing
Dock
Rig Supply
Transfer Discharge
Transfer S&D
Specialty
Steam
Vacuum
Water
Discharge
Suction & Discharge
Washdown
Garden
Welding
Coupling Systems
Equipment
Appendix

Braidair™

Product Specifications

Application
A quality braided general purpose hose for industrial service, compressor lines, pneumatic tools, water service and low-pressure spray where the need for oil resistance is moderate.

Construction
> Tube
Black synthetic, ARPM Class A (High Oil Resistance)
> Cover
Red synthetic, ARPM Class B (Medium Oil Resistance)
> Reinforcement
One braided synthetic yarn

Temperature Range
-20˚F to 210˚F (-29˚C to 99˚C)

Packaging
1/4"-1" – 400-750' reels, maximum 3 pieces, 50' minimum
1¼"-1½" – 300' reels, maximum 3 pieces, 50' minimum
2" – 150-250' carton, maximum 2 pieces, 50' minimum

Branding
Example: Continental Braidair™ 300 psi WP (20 bar) 3/8" (9.5 mm)

Couplings
Contact fitting manufacturer for proper fitting recommendation and coupling procedure.

Order Codes
536-421 (2")
536-422 (1/4" - 1½")

Braidair™

SAP #	ID		Nom. OD		Max. WP		Weight	
Red	in.	mm	in.	mm	psi	MPa	lb./ft.	kg/m
20023152	1/4	6.4	0.55	14.0	300	2.07	0.11	0.16
20023157	3/8	9.5	0.72	18.3	300	2.07	0.18	0.26
20023161	1/2	12.7	0.85	21.6	300	2.07	0.21	0.31
20023163	3/4	19.1	1.13	28.7	300	2.07	0.32	0.48
20023166	1	25.4	1.47	37.3	300	2.07	0.50	0.74
20023168	1¼	31.8	1.80	45.7	300	2.07	0.75	1.12
20023169	1½	38.1	2.09	53.1	300	2.07	1.00	1.49
20023151	2	50.8	2.50	63.5	200	1.38	1.09	1.62

Hose design factor 4:1.

Arctic Ortac™ Plus

Product Specifications

Application
Arctic Ortac™ Plus is a low-temperature air and multipurpose hose for air, water, oil, fuel oil, and some chemical operations where temperatures fall as low as -65°F.

Construction
> Tube
Black low-temperature, ECO oil-resistant synthetic rubber, ARPM Class A (High Oil Resistance)
> Cover
Blue low-temperature, ECO oil-resistant synthetic rubber, ARPM Class A (High Oil Resistance)
> Reinforcement
One reinforced textile braid

Temperature Range
-65°F to 180°F (-54°C to 82°C)

Packaging
500' reels, maximum 3 pieces, 50' minimum length

Branding
Example: Continental 3/8" (9.5 mm) Arctic Ortac™ Plus 2.1 MPa/300 psi Made in USA

Couplings
Contact fitting manufacturer for proper fitting recommendation and coupling procedure.

Order Codes
536-275

Arctic Ortac™ Plus

SAP #		ID		Nom. OD		Max. WP		Weight	
Blue	**Static Wire**	**in.**	**mm**	**in.**	**mm**	**psi**	**MPa**	**lb./ft.**	**kg/m**
20159301		1/4	6.4	0.625	15.9	300	2.07	0.16	0.24
20159302		3/8	9.5	0.75	19.1	300	2.07	0.21	0.31
20159303		1/2	12.7	0.905	23.0	300	2.07	0.27	0.40
	20159304	3/4	19.1	1.178	29.9	300	2.07	0.39	0.58
	20146766	1	25.4	1.503	38.2	300	2.07	0.58	0.86

Hose design factor 4:1.

Air & Multipurpose
General Purpose
Heavy Duty
Push-on
Chemical Transfer
Cleaning Equipment
Food & Beverage Transfer
Food Washdown
Marine
Material Handling
Abrasives
Bulk Transfer
Cement & Concrete
Mining
Petroleum
Aircraft Fueling
Dispensing
Dock
Rig Supply
Transfer Discharge
Transfer S&D
Specialty
Steam
Vacuum
Water
Discharge
Suction & Discharge
Washdown
Garden
Welding
Coupling Systems
Equipment
Appendix

Air & Multipurpose
General Purpose
Heavy Duty
Push-on
Chemical Transfer
Cleaning Equipment
Food & Beverage Transfer
Food Washdown
Marine
Material Handling
Abrasives
Bulk Transfer
Cement & Concrete
Mining
Petroleum
Aircraft Fueling
Dispensing
Dock
Rig Supply
Transfer Discharge
Transfer S&D
Specialty
Steam
Vacuum
Water
Discharge
Suction & Discharge
Washdown
Garden
Welding
Coupling Systems
Equipment
Appendix

Arctic Ortac™

Product Specifications

Application
Arctic Ortac™ (Oil-Resistant Tube and Cover) is our most popular cold temperature multipurpose hose. For use with air, water, oil, kerosene, fuel oil and some chemical applications.

Construction
> Tube
Nitrile synthetic rubber, ARPM Class A (High Oil Resistance)
> Cover
Polychloroprene, ARPM Class B (Medium Oil Resistance)
> Reinforcement
One textile braid with static wire

Temperature Range
-65˚F to 180˚F (-54˚C to 82˚C)

Packaging
500' reels, maximum 3 pieces, 50' minimum length

Branding
Example: 3/8" (9.5 mm) Arctic Ortac™ Continental 2.1 MPa/300 psi Made in USA

Couplings
Contact fitting manufacturer for proper fitting recommendation and coupling procedure.

Order Codes
536-276

Arctic Ortac™

SAP #	ID		Nom. OD		Max. WP		Weight	
Black	**in.**	**mm**	**in.**	**mm**	**psi**	**MPa**	**lb./ft.**	**kg/m**
20116761	1/4	6.4	0.63	16.0	300	2.07	0.14	0.21
20116614	3/8	9.5	0.75	19.1	300	2.07	0.19	0.28
20116762	1/2	12.7	0.91	23.1	300	2.07	0.25	0.37
20116615	3/4	19.1	1.18	30.0	300	2.07	0.36	0.54
20116763	1	25.4	1.50	38.1	300	2.07	0.58	0.86
20116617	1¼	31.8	1.80	45.7	300	2.07	0.74	1.10
20125302	1⅜	34.9	1.97	50.0	300	2.07	0.92	1.37
20116618	1½	38.1	2.09	53.1	300	2.07	1.01	1.50

Hose design factor 4:1.

Flexsteel® Service Station Air

Product Specifications

Application
For tire inflation service from towers, reels or curb connections.

Construction
> Tube
Nitrile synthetic rubber, ARPM Class B (Medium/High Oil Resistance)
> Cover
Red or black nitrile synthetic rubber, abrasion- and oil-resistant, ARPM Class B (Medium/High Oil Resistance)
> Reinforcement
One braided steel wire

Temperature Range
-20˚F to 210˚F (-29˚C to 99˚C)

Packaging
500' reels, maximum 3 pieces, 25' minimum increments

Branding
Example: Continental 1/4" Flexsteel® Service Station Air Made in USA

Couplings
Contact fitting manufacturer for proper fitting recommendation and coupling procedure.

Coupled assemblies available.

Order Codes
539-078 (red)
539-097 (black)

Flexsteel® Service Station Air

SAP #		ID		Nom. OD		Max. WP		Weight	
Red	**Black**	**in.**	**mm**	**in.**	**mm**	**psi**	**MPa**	**lb./ft.**	**kg/m**
20023487	20023860	1/4	6.4	0.61	15.5	250	1.72	0.18	0.28
20023492	20023865	3/8	9.5	0.72	18.3	250	1.72	0.23	0.34

Hose design factor 4:1.

Air & Multipurpose
General Purpose
Heavy Duty
Push-on
Chemical Transfer
Cleaning Equipment
Food & Beverage Transfer
Food Washdown
Marine
Material Handling
Abrasives
Bulk Transfer
Cement & Concrete
Mining
Petroleum
Aircraft Fueling
Dispensing
Dock
Rig Supply
Transfer Discharge
Transfer S&D
Specialty
Steam
Vacuum
Water
Discharge
Suction & Discharge
Washdown
Garden
Welding
Coupling Systems
Equipment
Appendix

Air & Multipurpose
General Purpose
Heavy Duty
Push-on
Chemical Transfer
Cleaning Equipment
Food & Beverage Transfer
Food Washdown
Marine
Material Handling
Abrasives
Bulk Transfer
Cement & Concrete
Mining
Petroleum
Aircraft Fueling
Dispensing
Dock
Rig Supply
Transfer Discharge
Transfer S&D
Specialty
Steam
Vacuum
Water
Discharge
Suction & Discharge
Washdown
Garden
Welding
Coupling Systems
Equipment
Appendix

Service Station Air

Product Specifications

Application
For general airline service stations, automobile repair shops, garages, etc.

Construction
> Tube
EPDM synthetic rubber, ARPM Class C (Limited Oil Resistance)
> Cover
EPDM synthetic rubber (red)
> Reinforcement
Spiral synthetic yarn

Temperature Range
-40˚F to 210˚F (-40˚C to 99˚C)

Packaging
500' reels, maximum 3 pieces, 50' increments

Branding
Example: Service Station Air Made in USA Continental

Couplings
Contact fitting manufacturer for proper fitting recommendation and coupling procedure.
READY 2 GO
Coupled assemblies available.

Order Codes
569-018

Service Station Air

SAP #	ID		Nom. OD		Max. WP		Weight	
Red	**in.**	**mm**	**in.**	**mm**	**psi**	**MPa**	**lb./ft.**	**kg/m**
20026058	1/4	6.35	0.59	14.99	250	1.72	0.16	0.24
20026063	3/8	9.53	0.71	18.03	250	1.72	0.21	0.31

Hose design factor 4:1.

MIL A-A-59565 Military Air Hose

Product Specifications

Application
This commercial item description (CID) covers rubber hose and rubber hose assemblies with yarn, cord or fabric reinforcement intended for light duty air applications. The General Services Administration has authorized the use of this commercial item description for all federal agencies.

Construction
> Tube
EPDM, ARPM Class C (Limited Oil Resistance)
> Cover
EPDM, ARPM Class C (Limited Oil Resistance)
> Reinforcement
2-spiral synthetic cord, 1/4" ID through 5/8" ID
4-spiral synthetic cord, 3/4" ID through 1¼" ID

Temperature Range
-40˚F to 210˚F (-40˚C to 99˚C)

Packaging
Bulk reels (alternative packaging specs available upon request).

Branding
Example: Pneumatic A-A-59565 Continental
200 psi WP

Couplings
Contact fitting manufacturer for proper fitting recommendation and coupling procedure.

Order Code
569-536

MIL A-A-59565 Military Air Hose

SAP #	Size	ID		Nom. OD		Max. WP		Weight	
Black	**Code**	**in.**	**mm**	**in.**	**mm**	**psi**	**MPa**	**lb./ft.**	**kg/m**
20026886	04	1/4	6.4	0.55	13.9	200	1.38	0.10	0.15
20026893	06	3/8	9.5	0.75	19.1	200	1.38	0.17	0.25
20697646	07	7/16	11.1	0.83	21.2	150	1.03	0.21	0.31
20026900	08	1/2	12.7	0.87	22.2	150	1.03	0.21	0.31
20100167	12	3/4	19.1	1.14	29.0	125	0.86	0.35	0.52
20026909	16	1	25.4	1.52	38.5	125	0.86	0.58	0.86

Hose design factor 5:1.

Air & Multipurpose
General Purpose
Heavy Duty
Push-on
Chemical Transfer
Cleaning Equipment
Food & Beverage Transfer
Food Washdown
Marine
Material Handling
Abrasives
Bulk Transfer
Cement & Concrete
Mining
Petroleum
Aircraft Fueling
Dispensing
Dock
Rig Supply
Transfer Discharge
Transfer S&D
Specialty
Steam
Vacuum
Water
Discharge
Suction & Discharge
Washdown
Garden
Welding
Coupling Systems
Equipment
Appendix

Nitrogen Service Hose

Air & Multipurpose
General Purpose
Heavy Duty
Push-on

Chemical Transfer

Cleaning Equipment

Food & Beverage Transfer

Food Washdown

Marine

Material Handling
Abrasives
Bulk Transfer
Cement & Concrete

Mining

Petroleum
Aircraft Fueling
Dispensing
Dock
Rig Supply
Transfer Discharge
Transfer S&D

Specialty

Steam

Vacuum

Water
Discharge
Suction & Discharge
Washdown
Garden

Welding

Coupling Systems

Equipment

Appendix

Product Specifications

Application
For in-plant nitrogen service at petrochemical plants, refineries and general manufacturing.

Construction
> Tube
EPDM synthetic rubber
> Cover
EPDM synthetic rubber
> Reinforcement
4-spiral polyester

Temperature Range
-40˚F to 210˚F (-40˚C to 99˚C)

Packaging
500' reels, maximum 3 pieces, 50' increment

Branding
Continental 3/4" ID 300 psi WP Nitrogen Service Made in USA

Couplings
Contact fitting manufacturer for proper fitting recommendation and coupling procedure.
Built assemblies are available from stock.

Order Codes
569-516 (yellow)
569-562 (blue)
569-559 (black)
569-560 (green)

Nitrogen Service Hose

SAP #				ID		Nom. OD		Max. WP		Weight	
Yellow	Blue	Black	Green	in.	mm	in.	mm	psi	MPa	lb./ft.	kg/m
20026847	20315149	20463406	20867824	3/4	19.1	1.15	29.2	300	2.07	0.42	0.62

Hose design factor 4:1.

Hot Water Red Elite 150

Product Specifications

Application
Designed for use on molding machines and presses where the hose application should withstand high temperature fluid and minimize the volumetric expansion during pressure spikes. The tube compound can handle up to 300˚F coolant temperatures intermittently. This hose exceeds SAE J20R3 class D3-HT-EC test-standard.

Construction
> Tube
Black EPDM
> Cover
Red EPDM
> Reinforcement
2-spiral aramid

Temperature Range
-40˚F to 248˚F (-40˚C to 120˚C)
NOT RATED FOR STEAM

Packaging
500' coiled reels, maximum 3 per reel

Branding
Example: Continental Elite Hot Water 1/2" 150 psi (10.3 bar) SAE J20R3-D3-HT-EC Made in USA

Couplings
Contact fitting manufacturer for proper fitting recommendation and coupling procedure.

Order Codes
569-191

Hot Water Red Elite 150

SAP #	ID		Nom. OD		Max. WP		Weight	
	in.	mm	in.	mm	psi	MPa	lb./ft.	kg/m
20960335	5/16	8.0	0.63	16.0	150	1.03	0.13	0.195
20960336	3/8	10.0	0.71	18.0	150	1.03	0.15	0.228
20960337	1/2	13.0	0.83	21.0	150	1.03	0.19	0.277
20960338	5/8	16.0	0.94	24.0	150	1.03	0.22	0.324
20960339	3/4	19.0	1.06	27.0	150	1.03	0.25	0.375

Hose design factor 4:1.

Air & Multipurpose
General Purpose
Heavy Duty
Push-on
Chemical Transfer
Cleaning Equipment
Food & Beverage Transfer
Food Washdown
Marine
Material Handling
Abrasives
Bulk Transfer
Cement & Concrete
Mining
Petroleum
Aircraft Fueling
Dispensing
Dock
Rig Supply
Transfer Discharge
Transfer S&D
Specialty
Steam
Vacuum
Water
Discharge
Suction & Discharge
Washdown
Garden
Welding
Coupling Systems
Equipment
Appendix

Hot Water Blue Elite 150

Air & Multipurpose
General Purpose
Heavy Duty
Push-on
Chemical Transfer
Cleaning Equipment
Food & Beverage Transfer
Food Washdown
Marine
Material Handling
Abrasives
Bulk Transfer
Cement & Concrete
Mining
Petroleum
Aircraft Fueling
Dispensing
Dock
Rig Supply
Transfer Discharge
Transfer S&D
Specialty
Steam
Vacuum
Water
Discharge
Suction & Discharge
Washdown
Garden
Welding
Coupling Systems
Equipment
Appendix

Product Specifications

Application
Designed for use on molding machines and presses where the hose application should withstand high temperature fluid and minimize the volumetric expansion during pressure spikes. The tube compound can handle up to 300˚F coolant temperatures intermittently. This hose exceeds SAE J20R3 class D3-HT-EC test-standard.

Construction
> Tube
Black EPDM
> Cover
Blue EPDM
> Reinforcement
2-spiral aramid

Temperature Range
-40˚F to 248˚F (-40˚C to 120˚C)
NOT RATED FOR STEAM

Packaging
500' coiled reels, maximum 3 per reel

Branding
Example: Continental Elite Hot Water 1/2" 150 psi (10.3 bar) SAE J20R3-D3-HT-EC Made in USA

Couplings
Contact fitting manufacturer for proper fitting recommendation and coupling procedure.

Order Codes
569-190

Hot Water Blue Elite 150

SAP #	ID		Nom. OD		Max. WP		Weight	
	in.	mm	in.	mm	psi	MPa	lb./ft.	kg/m
20943757	5/16	8.0	0.63	16.0	150	1.03	0.13	0.195
20943781	3/8	10.0	0.71	18.0	150	1.03	0.15	0.228
20943785	1/2	13.0	0.83	21.0	150	1.03	0.19	0.277
20943788	5/8	16.0	0.94	24.0	150	1.03	0.22	0.324
20958641	3/4	19.0	1.06	27.0	150	1.03	0.25	0.372

Hose design factor 4:1.

UNITRIX® 80

NEW

Product Specifications

Application
The multipurpose hose UNITRIX® 80 provides best results when used in the areas of mechanical engineering, farming, forestry, garages, quarries, construction sites as well as shipbuilding and the railway industry. It can be used with compressors, barrel pumps and aggregates. It can also be used in mineral oil, chemical and petrochemical industries. UNITRIX® 80 is the right hose for conveying benzene, mineral oil, kerosene, motor oil, compressed air, cold and hot water with or without detergent additives, vegetable oils, animal fats, diluted acids, technical alcohols, pesticides and salt solutions. Ideal for oil cooling lines. This hose is manufactured to European standards.

Construction
> Tube
Black, non-porous and smooth NBR (nitrile) tube, ARPM Class A (High Oil Resistance)
> Cover
Black, smooth NBR (nitrile) cover, resistant to ozone, weather, UV, oil, grease and chemicals. >1" fabric impression, electrically conductive R > 10^6 Ω, ARPM Class A (High Oil Resistance)
> Reinforcement
Synthetic fibers

Temperature Range
-40˚F to 185˚F (-40˚C to 85˚C)

Branding
6 olive-colored axial markings on black cover. "Continental UNITRIX® 80 DN 13 PN 33 BAR / 479 PSI R < 10^6 Ω Made in Germany"

UNITRIX® 80

SAP #	ID		Nom. OD		Max. WP		Bend Radius		Weight	
	in.	mm	in.	mm	psi	MPa	in.	mm	lb./ft.	kg/m
20836450	1/4	6.4	0.56	14	479	3.3	1	25	0.13	0.19
20836451	5/16	7.9	0.63	16	479	3.3	1.34	35	0.15	0.23
20836452	3/8	9.5	0.69	18	479	3.3	1.56	40	0.18	0.26
20836453	1/2	12.7	0.88	22	479	3.3	2.19	55	0.25	0.37
20836454	5/8	15.9	0.98	25	479	3.3	2.56	65	0.29	0.43
20836455	3/4	19.1	1.14	29	479	3.3	3.38	85	0.60	0.90
20836456	1	25.4	1.44	37	479	3.3	4.5	115	0.57	0.84
20836457	1 1/4	31.8	1.75	44	479	3.3	7.5	190	0.63	0.9
20836458	1 1/2	38.1	2.00	51	479	3.3	9.06	230	0.77	1.15
20836459	2	50.8	2.5	64	479	3.3	11.81	300	1.08	1.61
20836460	2 3/8	60.3	3.00	76	479	3.3	15.75	400	1.52	2.26

Hose design factor 5:1.

Air & Multipurpose
General Purpose
Heavy Duty
Push-on
Chemical Transfer
Cleaning Equipment
Food & Beverage Transfer
Food Washdown
Marine
Material Handling
Abrasives
Bulk Transfer
Cement & Concrete
Mining
Petroleum
Aircraft Fueling
Dispensing
Dock
Rig Supply
Transfer Discharge
Transfer S&D
Specialty
Steam
Vacuum
Water
Discharge
Suction & Discharge
Washdown
Garden
Welding
Coupling Systems
Equipment
Appendix

Air & Multipurpose
General Purpose
Heavy Duty
Push-on
Chemical Transfer
Cleaning Equipment
Food & Beverage Transfer
Food Washdown
Marine
Material Handling
Abrasives
Bulk Transfer
Cement & Concrete
Mining
Petroleum
Aircraft Fueling
Dispensing
Dock
Rig Supply
Transfer Discharge
Transfer S&D
Specialty
Steam
Vacuum
Water
Discharge
Suction & Discharge
Washdown
Garden
Welding
Coupling Systems
Equipment
Appendix

UNITRIX® 60

NEW

Product Specifications

Application
The multipurpose hose UNITRIX® 60 provides best results when used in the areas of mechanical engineering, farming, forestry, garages, quarries, construction sites as well as shipbuilding and the railway industry. It can also be used in the areas of the mineral oil industry and the chemical and petrochemical industry. UNITRIX® 60 is the right hose for conveying benzene, mineral oil, kerosene, motor oil, compressed air, cold and hot water with or without detergent additives, vegetable oils, animal fats, diluted acids, technical alcohols, pestisides and salt solutions. Ideal for oil cooling lines up to 261 psi. This hose is manufactured to European standards.

Construction
> Tube
Black, non-porous and smooth NBR (nitrile) tube, ARPM Class A (High Oil Resistance)
> Cover
Black, smooth NBR (nitrile) cover, resistant to ozone, weather, UV, oil, grease, and chemicals, ARPM Class A (High Oil Resistance)
> Reinforcement
Synthetic fibers

Temperature Range
-13˚F to 185˚F (-25˚C to 85˚C)

Branding
6 tobacco brown-colored axial markings on black cover. "Continental UNITRIX® 60 DN 13 PN 20 BAR / 290 PSI R < 10^6 Ω Made in Germany"

UNITRIX® 60

SAP #	ID		Nom. OD		Max. WP		Bend Radius		Weight	
	in.	mm	in.	mm	psi	MPa	in.	mm	lb./ft.	kg/m
20853782	5/8	15.9	0.98	25	261	1.8	2 9/16	65	0.29	0.43
20853781	3/4	19.1	1.14	29	261	1.8	3 3/8	85	0.60	0.90

Hose design factor 3:1.

Poseidon UL94-HB

Product Specifications

Application
Poseidon UL94-HB is an EPDM air and water multipurpose hose that can be used where a UL94-HB (Horizontal Burn) rating is required. The EPDM compound is UL94-HB listed under file E502431. Typical applications are for temperature control systems containing water/glycol mixtures where a UL94-HB rating is required.

Construction
> Tube
Specifically designed EPDM synthetic rubber, ARPM Class C (Limited Oil Resistance)
> Cover
Specifically designed EPDM synthetic rubber, ARPM Class C (Limited Oil Resistance)
> Reinforcement
Spiral synthetic yarn

Temperature Range
-40˚F to 210˚F (-40˚C to 99˚C)

Packaging
90% one-piece reels up to 1"
3/8" – 3/4" – 500' reels, maximum 3 pieces, 50' increments
1" – 450' reels, maximum 3 pieces, 50' increments
1¼" – 400' reels, maximum 3 pieces, 50' increments

Branding
Example: Continental Poseidon 200 psi WP (UL logo) E502431 UL94-HB Made in USA

Couplings
Contact fitting manufacturer for proper fitting recommendation and coupling procedure.

Order Codes
569-068 (black)
Other sizes and colors available upon request.

Poseidon UL94-HB

SAP #	ID		Nom. OD		Max. WP		Weight	
	in.	mm	in.	mm	psi	MPa	lb./ft.	kg/m
21084730	3/8	9.5	0.67	17.0	200	1.38	0.15	0.223
21084732	1/2	12.7	0.81	20.6	200	1.38	0.20	0.298
21084744	5/8	15.9	0.97	24.6	200	1.38	0.27	0.402
21084745	3/4	19.1	1.12	28.5	200	1.38	0.34	0.506
21084746	1	25.4	1.45	36.8	200	1.38	0.54	0.804
21084747	1 ¼	31.8	1.73	44.0	200	1.38	0.75	1.116

Hose design factor 4:1.

Air & Multipurpose
General Purpose
Heavy Duty
Push-on
Chemical Transfer
Cleaning Equipment
Food & Beverage Transfer
Food Washdown
Marine
Material Handling
Abrasives
Bulk Transfer
Cement & Concrete
Mining
Petroleum
Aircraft Fueling
Dispensing
Dock
Rig Supply
Transfer Discharge
Transfer S&D
Specialty
Steam
Vacuum
Water
Discharge
Suction & Discharge
Washdown
Garden
Welding
Coupling Systems
Equipment
Appendix

Air & Multipurpose
General Purpose
Heavy Duty
Push-on
Chemical Transfer
Cleaning Equipment
Food & Beverage Transfer
Food Washdown
Marine
Material Handling
Abrasives
Bulk Transfer
Cement & Concrete
Mining
Petroleum
Aircraft Fueling
Dispensing
Dock
Rig Supply
Transfer Discharge
Transfer S&D
Specialty
Steam
Vacuum
Water
Discharge
Suction & Discharge
Washdown
Garden
Welding
Coupling Systems
Equipment
Appendix

Heavy Duty

	Page	MSHA	Oil Resistance Tube*	Oil Resistance Cover*	Temp. Range	Textile	Wire	Braided	Wrapped Finish
Plicord Air 400	44		C	C	-25˚F to 180˚F (-32˚C to 82˚C)	Yes			Yes
Plicord Super Rock Drill	42	Yes	A	B	-40˚F to 220˚F (-40˚C to 104˚C)		Yes		Yes
Prospector Air	43		C	C	-40˚F to 220˚F (-40˚C to 104˚C)	Yes		Yes	Yes
Prospector Plus Air	45		C	C	-40˚F to 220˚F (-40˚C to 104˚C)	Yes		Yes	Yes
Steel Air	40	Yes	B	B	-40˚F to 210˚F (-40˚C to 99˚C)		Yes	Yes	Yes
Super Ortac	39	Yes	B	B	-20˚F to 210˚F (-29˚C to 99˚C)		Yes	Yes	
Ultrabraid Bull Hose	41		B	B	-40˚F to 302˚F (-40˚C to150˚C)		Yes	Yes	Yes

*Based on ARPM oil classification. For more information, see Appendix C.

Super Ortac™

Product Specifications

Application
For heavy-duty service in handling air, water, oil, petroleum-based solvents and agricultural spray solutions.

Construction
> Tube
Nitrile synthetic rubber, ARPM Class B (Medium Oil Resistance)
> Cover
Yellow Chemivic synthetic rubber, ARPM Class B (Medium Oil Resistance), smooth finish, pin-pricked, MSHA approved
> Reinforcement
One braided steel wire

Temperature Range
-20˚F to 210˚F (-29˚C to 99˚C)

Packaging
1/2"-1" – 500' reels, maximum 3 pieces, 50' increments
1¼"-1½" – 300' reels, maximum 3 pieces, 50' increments
2" – 100-200' per carton, maximum 3 pieces, 50' increments
All sizes also stocked in cut and coiled 50' lengths, 2 pieces per carton.

Branding
Example: Continental 1" Super Ortac™ 1000 psi Fire-resistant USMSHA 2G-IC-14C/38 Made in USA

Couplings
Refer to the Continental Industrial Hose Assembly Manual for crimp specifications.

Order Codes
539-152

Super Ortac™

SAP #	ID		Nom. OD		Max. WP		Weight	
Yellow	**in.**	**mm**	**in.**	**mm**	**psi**	**MPa**	**lb./ft.**	**kg/m**
20024051	1/2	12.7	0.91	23.1	1000	6.9	0.34	0.51
20024056	3/4	19.1	1.14	29.0	1000	6.9	0.44	0.65
20024066	1	25.4	1.45	36.8	1000	6.9	0.63	0.94
20024070	1¼	31.8	1.75	44.5	1000	6.9	0.86	1.28
20024074	1½	38.1	1.98	50.8	1000	6.9	1.08	1.61
20024077	2	50.8	2.55	64.3	1000	6.9	1.57	2.34

Hose design factor 4:1.

Air & Multipurpose
General Purpose
Heavy Duty
Push-on
Chemical Transfer
Cleaning Equipment
Food & Beverage Transfer
Food Washdown
Marine
Material Handling
Abrasives
Bulk Transfer
Cement & Concrete
Mining
Petroleum
Aircraft Fueling
Dispensing
Dock
Rig Supply
Transfer Discharge
Transfer S&D
Specialty
Steam
Vacuum
Water
Discharge
Suction & Discharge
Washdown
Garden
Welding
Coupling Systems
Equipment
Appendix

Air & Multipurpose
General Purpose
Heavy Duty
Push-on
Chemical Transfer
Cleaning Equipment
Food & Beverage Transfer
Food Washdown
Marine
Material Handling
Abrasives
Bulk Transfer
Cement & Concrete
Mining
Petroleum
Aircraft Fueling
Dispensing
Dock
Rig Supply
Transfer Discharge
Transfer S&D
Specialty
Steam
Vacuum
Water
Discharge
Suction & Discharge
Washdown
Garden
Welding
Coupling Systems
Equipment
Appendix

Steel Air

Product Specifications

Application
A heavy-duty, wrapped finish, single wire braid or spiral ply wire air hose for higher pressure service in severe industrial applications, including service in mines, quarries and construction jobs.

Construction
> Tube
Black nitrile synthetic rubber, ARPM Class B (Medium Oil Resistance)
> Cover
Yellow Chemivic synthetic rubber (wrapped impression), ARPM Class B (Medium Oil Resistance), MSHA approved
> Reinforcement
One braided steel wire (1/2"-1½")
Spiral-plied steel wire (2"-4")

Temperature Range
-40˚F to 210˚F (-40˚C to 99˚C)

Packaging
50' and 100' length, coiled

Branding
Example: Continental Steel Air 500 psi 3.4 MPa 2" (50.8 mm)

Couplings
Contact fitting manufacturer for proper fitting recommendation and coupling procedure.

Order Codes
See below.

Steel Air
Order Codes: 539-159 (1/2"-1½"), MSHA 2G-IC-14C/38

SAP #	ID		Nom. OD		Max. WP		Weight	
Yellow	**in.**	**mm**	**in.**	**mm**	**psi**	**MPa**	**lb./ft.**	**kg/m**
20174720	1/2	12.7	0.91	23.1	750	5.17	0.34	0.51
20174724	3/4	19.1	1.14	29.0	750	5.17	0.45	0.67
20174775	1	25.4	1.45	36.6	750	5.17	0.66	1.00
20174776	1¼	31.8	1.81	46.0	500	3.45	0.98	1.46
20317183	1½	38.1	1.98	50.2	500	3.45	0.97	1.44

Hose design factor 4:1.

Steel Air
Order Codes: 549-209 (2"-4"), MSHA IC 11/7

SAP #	ID		Nom. OD		Max. WP		Weight	
Yellow	**in.**	**mm**	**in.**	**mm**	**psi**	**MPa**	**lb./ft.**	**kg/m**
20316409	2	50.8	2.66	67.6	500	3.45	1.59	2.36
20817754	2½	63.5	3.33	84.6	500	3.45	2.63	3.91
20316204	3	76.2	3.81	96.8	500	3.45	3.07	4.57

Hose design factor 4:1.
Also available with EPDM synthetic rubber tube and cover where superior heat resistance is more important than oil resistance.

Ultrabraid® Bull Hose

NEW

Product Specifications

Application
Ultrabraid® Bull Hose is a heavy-duty air hose engineered for severe high pressure industrial applications such as service in mines, quarries and construction jobs. Designed to maintain mild oil resistance and durability in high temperature applications up to 302˚F with a working pressure rating of 600 psi.

Construction
> Tube
Black CPE synthetic rubber, ARPM Class B (Medium Oil Resistance)
> Cover
Black Oil-resistant CPE synthetic rubber, ARPM Class B (Medium Oil Resistance), with a thick yellow stripe
> Reinforcement
Brass-coated high tensile steel wire braid

Temperature Range
-40˚F to 300˚F (-40˚C to 149˚C)

Packaging
50' or 100' cut lengths, coiled and stretch-wrapped in a box

Branding
Example: Continental 2" Ultrabraid® HD Bull Hose 600 psi WP 300˚F

Couplings
Contact fitting manufacturer for proper fitting recommendation and coupling procedure.

Order Codes
559-406

Ultrabraid® Bull Hose

SAP #	ID		Nom. OD		Max. WP		Weight	
	in.	mm	in.	mm	psi	MPa	lb./ft.	kg/m
20936476	2	51.2	2.57	65.3	600	4.14	1.54	2.29
21102499	2 ½	64.0	3.15	80.0	600	4.1	2.53	3.77
20937717	3	76.2	3.56	90.5	600	4.14	2.84	4.23

Hose design factor 4:1.

Air & Multipurpose
General Purpose
Heavy Duty
Push-on
Chemical Transfer
Cleaning Equipment
Food & Beverage Transfer
Food Washdown
Marine
Material Handling
Abrasives
Bulk Transfer
Cement & Concrete
Mining
Petroleum
Aircraft Fueling
Dispensing
Dock
Rig Supply
Transfer Discharge
Transfer S&D
Specialty
Steam
Vacuum
Water
Discharge
Suction & Discharge
Washdown
Garden
Welding
Coupling Systems
Equipment
Appendix

Plicord® Super Rock Drill

Product Specifications

Application
An extra heavy-duty, high-pressure hose for pneumatic service in mining, construction and industrial service where working conditions are especially severe.

Construction
> Tube
Black, heat-resistant nitrile (ORS) synthetic rubber, ARPM Class A (High Oil Resistance)
> Cover
Blue Chemivic synthetic with spiral yellow transfer stripe (wrapped impression) MSHA approved, ARPM Class B (Medium Oil Resistance)
> Reinforcement
Spiral-plied steel wire

Temperature Range
-40˚F to 220˚F (-40˚C to 104˚C)

Packaging
100' lengths, coiled and poly-wrapped

Branding (Spiral)
Example: Continental Plicord® Super Rock Drill ORS 500 psi WP

Couplings
Contact fitting manufacturer for proper fitting recommendation and coupling procedure.

Order Codes
549-285

Plicord® Super Rock Drill

SAP #	ID		Nom. OD		Max. WP		Weight	
Blue	**in.**	**mm**	**in.**	**mm**	**psi**	**MPa**	**lb./ft.**	**kg/m**
20316205	2½	63.5	3.45	87.7	500	3.45	2.96	4.40
	3	76.2	3.94	100.1	500	3.45	3.44	5.12
	4	101.6	4.96	126.0	400	2.76	4.55	6.77

Hose design factor 4:1.

Air & Multipurpose
General Purpose
Heavy Duty
Push-on
Chemical Transfer
Cleaning Equipment
Food & Beverage Transfer
Food Washdown
Marine
Material Handling
Abrasives
Bulk Transfer
Cement & Concrete
Mining
Petroleum
Aircraft Fueling
Dispensing
Dock
Rig Supply
Transfer Discharge
Transfer S&D
Specialty
Steam
Vacuum
Water
Discharge
Suction & Discharge
Washdown
Garden
Welding
Coupling Systems
Equipment
Appendix

Plicord® Air 400

Product Specifications

Application
A versatile, heavy-duty air hose for use in rough industrial applications or for severe service in mines, quarries and construction jobs.

Construction
> Tube
Black SBR synthetic rubber, ARPM Class C (Limited Oil Resistance) non-conductive
> Cover
Green SBR synthetic rubber (wrapped impression), ARPM Class C (Limited Oil Resistance)
> Reinforcement
Spiral-plied synthetic fabric

Temperature Range
-25˚F to 180˚F (-32˚C to 82˚C)

Packaging
100' lengths, coiled and poly-wrapped

Branding (Spiral)
Example: Continental Plicord® Air 400 psi WP

Couplings
Contact fitting manufacturer for proper fitting recommendation and coupling procedure.

Order Codes
549-006 (green)
549-012 (yellow)
549-093 (blue)

Plicord® Air 400

SAP #			ID		Nom. OD		Max. WP		Weight	
Green	**Yellow**	**Blue**	**in.**	**mm**	**in.**	**mm**	**psi**	**MPa**	**lb./ft.**	**kg/m**
20018818	20018874	20120235	1/2	12.7	0.88	22.4	400	2.76	0.23	0.34
20018820	20018876	20149350	3/4	19.1	1.23	31.2	400	2.76	0.45	0.67
20018823	20137003	20149332	1	25.4	1.50	38.1	400	2.76	0.58	0.86
20159322	20132332	20149333	1¼	31.8	1.79	45.5	400	2.76	0.74	1.10
20018828	20018885	20149334	1½	38.1	2.04	51.8	400	2.76	0.86	1.28
20018830	20018887	20149335	2	50.8	2.55	64.7	400	2.76	1.11	1.65
20018831	20018893	20126206	2½	63.5	3.16	80.2	400	2.76	1.64	2.44
20018832	20024735	20031961	3	76.2	3.70	94.0	400	2.76	2.14	3.18

Hose design factor 4:1.

Air & Multipurpose
General Purpose
Heavy Duty
Push-on
Chemical Transfer
Cleaning Equipment
Food & Beverage Transfer
Food Washdown
Marine
Material Handling
Abrasives
Bulk Transfer
Cement & Concrete
Mining
Petroleum
Aircraft Fueling
Dispensing
Dock
Rig Supply
Transfer Discharge
Transfer S&D
Specialty
Steam
Vacuum
Water
Discharge
Suction & Discharge
Washdown
Garden
Welding
Coupling Systems
Equipment
Appendix

Air & Multipurpose
General Purpose
Heavy Duty
Push-on

Chemical Transfer

Cleaning Equipment

Food & Beverage Transfer

Food Washdown

Marine

Material Handling
Abrasives
Bulk Transfer
Cement & Concrete

Mining

Petroleum
Aircraft Fueling
Dispensing
Dock
Rig Supply
Transfer Discharge
Transfer S&D

Specialty

Steam

Vacuum

Water
Discharge
Suction & Discharge
Washdown
Garden

Welding

Coupling Systems

Equipment

Appendix

Prospector™ Plus Air

Product Specifications

Application
A versatile, heavy-duty air hose for mining, construction and industrial applications where medium pressures are encountered.

Construction
> Tube
Black EPDM synthetic rubber (536-508),
ARPM Class C black EPDM synthetic rubber (549-317)
> Cover
Yellow EPDM (wrapped impression)
> Reinforcement
One braided synthetic yarn (1/2"-1")
Spiral-plied synthetic fabric (1¼"-4")

Temperature Range
-40˚F to 220˚F (-40˚C to 104˚C)

Packaging
50' length, coiled

Branding
Example: 1" 25.4 mm Prospector™ Plus Air 400 psi 2.8 MPa WP Continental

Couplings
Refer to the Continental Industrial Hose Assembly Manual for crimp specifications.

Order Codes
536-508 (1/2" - 1")
549-317 (1¼" - 4")

Prospector™ Plus Air

SAP #	ID		Nom. OD		Max. WP		Weight	
Yellow	**in.**	**mm**	**in.**	**mm**	**psi**	**MPa**	**lb./ft.**	**kg/m**
20070685	1/2	12.7	0.94	23.9	400	2.76	0.24	0.36
20070734	3/4	19.1	1.19	30.2	400	2.76	0.38	0.57
20070738	1	25.4	1.49	37.9	400	2.76	0.54	0.80
20317200	1¼	31.8	1.66	42.2	400	2.76	0.56	0.83
20317201	1½	38.1	2.01	51.1	400	2.76	0.83	1.24
20317204	2	50.8	2.54	64.4	400	2.76	1.08	1.61
20317223	2½	63.5	3.17	80.6	400	2.76	1.70	2.53
20317210	3	76.2	3.66	93.0	400	2.76	2.00	2.98
20317214	4	101.6	4.78	121.5	400	2.76	2.92	4.35

Hose design factor 4:1.

Prospector™ Air

Product Specifications

Application
A versatile, heavy-duty air hose for mining, construction and industrial applications.

Construction
> Tube
Order code 549-943 – SBR synthetic rubber, ARPM Class C (Limited Oil Resistance)
Order code 536-509 – EPDM synthetic rubber
> Cover
Yellow EPDM synthetic rubber (wrapped impression)
> Reinforcement
One braided synthetic yarn (1/2"-1")
Spiral-plied synthetic fabric (1¼"-3")

Temperature Range
-40˚F to 220˚F (-40˚C to 104˚C)

Packaging
50" lengths, coiled

Branding
Example: 1" 24.4 mm Prospector™ Air 300 psi 2.1 MPa WP

Couplings
Refer to the Continental Industrial Hose Assembly Manual for crimp specifications.

Order Codes
536 -509 (1/2"-1")
549-943 (1¼"-3")

Prospector™ Air

SAP #	ID		Nom. OD		Max. WP		Weight	
Yellow	**in.**	**mm**	**in.**	**mm**	**psi**	**MPa**	**lb./ft.**	**kg/m**
20070687	1/2	12.7	0.89	22.6	300	2.07	0.24	0.36
20070736	3/4	19.1	1.19	30.2	300	2.07	0.37	0.55
20070739	1	25.4	1.49	37.9	300	2.07	0.53	0.79
20020467	1¼	31.8	1.66	42.2	300	2.07	0.58	0.86
20020471	1½	38.1	2.01	51.1	300	2.07	0.83	1.24
20020475	2	50.8	2.57	65.3	300	2.07	1.20	1.79
20130394	2½	63.7	3.13	79.4	300	2.07	1.56	2.32
20020480	3	76.1	3.56	90.6	300	2.07	1.67	2.48

Hose design factor 4:1.

Air & Multipurpose
General Purpose
Heavy Duty
Push-on
Chemical Transfer
Cleaning Equipment
Food & Beverage Transfer
Food Washdown
Marine
Material Handling
Abrasives
Bulk Transfer
Cement & Concrete
Mining
Petroleum
Aircraft Fueling
Dispensing
Dock
Rig Supply
Transfer Discharge
Transfer S&D
Specialty
Steam
Vacuum
Water
Discharge
Suction & Discharge
Washdown
Garden
Welding
Coupling Systems
Equipment
Appendix

Push-on

Air & Multipurpose
General Purpose
Heavy Duty
Push-on

Chemical Transfer

Cleaning Equipment

Food & Beverage Transfer

Food Washdown

Marine

Material Handling
Abrasives
Bulk Transfer
Cement & Concrete

Mining

Petroleum
Aircraft Fueling
Dispensing
Dock
Rig Supply
Transfer Discharge
Transfer S&D

Specialty

Steam

Vacuum

Water
Discharge
Suction & Discharge
Washdown
Garden

Welding

Coupling Systems

Equipment

Appendix

	Page	Superior Abrasion Cover	MSHA	Non-conductive	Oil Resistance Tube*	Oil Resistance Cover*	Braided	Robotic Service	General Industrial
FLEXAGrip	47-48	Yes	Yes	Yes	A	A	Yes	Yes	Yes
Insta-Grip 250	50			Yes	A	B			Yes
Insta-Grip 300	49		Yes	Yes	A	B	Yes		Yes
Insta-Grip HT 300	52				B	B	Yes		Yes
Insta-Grip SP 300	51								
Insta-Grip TC	53				A	B	Yes		Yes

*Based on ARPM oil classification. For more information, see Appendix C.

FLEXAGrip™

Product Specifications

Application
For use with push-on fittings at maximum working pressures of 400 psi.* For low-pressure hydraulic pneumatic systems such as robotics, shop air systems, and general industrial, maintenance and automotive manufacturing processes. Non-conductive, minimum electrical resistance greater than 1 megohm per inch of hose length at 1000 volts DC. MSHA approved covers. Silicone is not used in the manufacture of this hose.

Construction
> Tube
Chemivic oil- and heat-resistant synthetic rubber, ARPM Class A (High Oil Resistance)
> Cover
MSHA approved black (USMSHA 2G-1C-14C/27. Blue, gray, green, red, white, brown and yellow (USMSHA 2G-1C-14C/28) (For others contact customer service), weather-, abrasion- and oil-resistant Carbryn™ rubber, ARPM Class A (High Oil Resistance)
> Reinforcement
One braided high-strength synthetic yarn laid at an angle for strength and coupling holding ability

Temperature Range
-40˚F to 210˚F (-40˚C to 99˚C)

Packaging
500' reels, maximum 4 pieces, 10' minimum length

Branding
Example: FLEXAGrip™ Non-conductive 3/8" 400 psi WP Flame-resistant USMSHA 2G-IC-14C/27 Made in USA Continental

Couplings
Contact fitting manufacturer for proper fitting recommendation and coupling procedure.

Order Codes
535-283 (black)
535-284 (blue)
535-285 (gray)
535-286 (green)
535-289 (red)
535-290 (white)
535-292 (brown)
535-551 (yellow)

Air & Multipurpose
General Purpose
Heavy Duty
Push-on
Chemical Transfer
Cleaning Equipment
Food & Beverage Transfer
Food Washdown
Marine
Material Handling
Abrasives
Bulk Transfer
Cement & Concrete
Mining
Petroleum
Aircraft Fueling
Dispensing
Dock
Rig Supply
Transfer Discharge
Transfer S&D
Specialty
Steam
Vacuum
Water
Discharge
Suction & Discharge
Washdown
Garden
Welding
Coupling Systems
Equipment
Appendix

Air & Multipurpose
General Purpose
Heavy Duty
Push-on
Chemical Transfer
Cleaning Equipment
Food & Beverage Transfer
Food Washdown
Marine
Material Handling
Abrasives
Bulk Transfer
Cement & Concrete
Mining
Petroleum
Aircraft Fueling
Dispensing
Dock
Rig Supply
Transfer Discharge
Transfer S&D
Specialty
Steam
Vacuum
Water
Discharge
Suction & Discharge
Washdown
Garden
Welding
Coupling Systems
Equipment
Appendix

FLEXAGrip™

SAP #				ID		Nom. OD		Max. WP		Bend Radius		Weight	
Black	**Blue**	**Gray**	**Green**	**in.**	**mm**	**in.**	**mm**	**psi**	**MPa**	**in.**	**mm**	**lb./ft.**	**kg/m**
20022699				3/16	4.8	0.36	9.10	400	2.76	3	64	0.04	0.06
20022700	20022719	20022736	20022750	1/4	6.4	0.51	13.0	400	2.76	3	64	0.08	0.12
20022703	20022722	20022739	20022752	3/8	9.5	0.67	17.0	400	2.76	3	76	0.13	0.19
20022706	20022726	20022742	20022754	1/2	12.7	0.76	19.3	400	2.76	5	127	0.14	0.21
20022711	20022730	20022745	20022757	5/8	15.9	0.93	23.6	400	2.76	6	152	0.19	0.28
20022714	20022732	20022747	20022759	3/4	19.1	1.06	26.9	400	2.76	7	178	0.26	0.37
20141684	20146787	20148619	20146786	1	25.4	1.34	34.0	400	2.76	8	203	0.34	0.51

Hose design factor 4:1.

FLEXAGrip™

SAP #				ID		Nom. OD		Max. WP		Bend Radius		Weight	
Red	**White**	**Brown**	**Yellow**	**in.**	**mm**	**in.**	**mm**	**psi**	**MPa**	**in.**	**mm**	**lb./ft.**	**kg/m**
				3/16	4.8	0.36	9.10	400	2.76	3	64	0.04	0.06
20022767	20022782	20022806	20022827	1/4	6.4	0.51	13.0	400	2.76	3	64	0.08	0.12
20022772	20022784	20022808	20022829	3/8	9.5	0.67	17.0	400	2.76	3	76	0.13	0.19
20022775	20022786	20022810	20022830	1/2	12.7	0.76	19.3	400	2.76	5	127	0.14	0.21
20022777			20022832	5/8	15.9	0.93	23.6	400	2.76	6	152	0.19	0.28
20022779	20022789	20022812	20022833	3/4	19.1	1.06	26.9	400	2.76	7	178	0.26	0.37
20112353				1	25.4	1.34	34.0	400	2.76	8	203	0.34	0.51

Hose design factor 4:1.

Insta-Grip™ 300

Product Specifications

Application
For use with push-on fittings at working pressures of 300 psi. For low-pressure hydraulic and pneumatic systems such as shop air systems, general industrial, and maintenance. Non-conductive, minimum electrical resistance, greater than 1 megohm per inch of hose length at 1000 volts DC. MSHA approved covers.

Construction
> Tube
Silicone is not used in the manufacturing of this hose. Chemivic oil- and heat-resistant synthetic rubber, ARPM Class A (High Oil Resistance)
> Cover
Black, green, blue, red, yellow and gray (for others contact customer service); MSHA approved, weather-, abrasion- and oil-resistant synthetic rubber; ARPM Class B (Medium Oil Resistance).
> Reinforcement
One braided high-strength synthetic yarn laid at the most effective angle for maximum strength and coupling holding ability.

Temperature Range
-40˚F to 210˚F (-40˚C to 99˚C)

Packaging
500' reels, maximum 4 pieces, 10' minimum

Branding
Example: Insta-Grip™ 1/4" 300 psi WP Flame-resistant USMSHA 2G-IC-14C/33 Made in USA Continental

Couplings
Contact fitting manufacturer for proper fitting recommendation and coupling procedure.

Order Codes
535-278 (black)
535-279 (green)
535-294 (gray)
535-280 (red)
535-281 (blue)
535-277 (yellow)

Insta-Grip™ 300

SAP #						ID		Nom. OD		Max. WP		Bend Radius		Weight	
Black	Green	Gray	Red	Blue	Yellow	in.	mm	in.	mm	psi	MPa	in.	mm	lb./ft.	kg/m
20474584						3/16	4.8	0.38	9.7	300	2.07	3	64	0.05	0.07
20022636	20022656	20022816	20022666	20022677	20447145	1/4	6.4	0.54	13.7	300	2.07	3	64	0.10	0.15
20022644	20022658	20022819	20022668	20022681	20447146	3/8	9.5	0.69	17.5	300	2.07	3	76	0.14	0.21
20022648	20022661	20022823	20022671	20022684	20295159	1/2	12.7	0.81	20.6	300	2.07	5	127	0.17	0.25
20022651	20022663	20022825	20022673	20022685		5/8	15.9	0.93	23.6	300	2.07	6	152	0.20	0.30
20022653	20022664	20022826	20022674	20022686	20237027	3/4	19.1	1.07	27.2	300	2.07	7	178	0.26	0.39

Hose design factor 4:1.

Air & Multipurpose
General Purpose
Heavy Duty
Push-on
Chemical Transfer
Cleaning Equipment
Food & Beverage Transfer
Food Washdown
Marine
Material Handling
Abrasives
Bulk Transfer
Cement & Concrete
Mining
Petroleum
Aircraft Fueling
Dispensing
Dock
Rig Supply
Transfer Discharge
Transfer S&D
Specialty
Steam
Vacuum
Water
Discharge
Suction & Discharge
Washdown
Garden
Welding
Coupling Systems
Equipment
Appendix

Air & Multipurpose
General Purpose
Heavy Duty
Push-on

Chemical Transfer

Cleaning Equipment

Food & Beverage Transfer

Food Washdown

Marine

Material Handling
Abrasives
Bulk Transfer
Cement & Concrete

Mining

Petroleum
Aircraft Fueling
Dispensing
Dock
Rig Supply
Transfer Discharge
Transfer S&D

Specialty

Steam

Vacuum

Water
Discharge
Suction & Discharge
Washdown
Garden

Welding

Coupling Systems

Equipment

Appendix

Insta-Grip™ 250

Product Specifications

Application
For industrial service with push-on fittings at working pressures of 250 psi. Non-conductive, minimum electrical resistance greater than 1 megohm per inch of hose length at 1000 volts DC.

Construction
> Tube
Chemivic oil- and heat-resistant synthetic rubber, ARPM Class A (High Oil Resistance)
> Cover
Red, black, or green Chemivic, ARPM Class B (Medium Oil Resistance)
> Reinforcement
Spiral aramid yarn

Temperature Range
-20˚F to 210˚F (-29˚C to 99˚C)

Packaging
500' reels, maximum 3 pieces, 50' increments

Branding
Example: Insta-Grip™ Non-conductive 3/8" (9.5 mm) 250 psi WP Made in USA Continental

Couplings
Contact fitting manufacturer for proper fitting recommendation and coupling procedure.

Order Codes
569-013 (red)
569-014 (black)
569-015 (green)
569-016 (gray)

Insta-Grip™ 250

SAP #				ID		Nom. OD		Max. WP		Weight	
Red	**Black**	**Green**	**Gray**	**in.**	**mm**	**in.**	**mm**	**psi**	**MPa**	**lb./ft.**	**kg/m**
20025988	20026001	20026043	20160048	1/4	6.4	0.51	12.7	250	1.72	0.08	0.12
20025994	20026012	20026046	20026055	3/8	9.5	0.65	16.5	250	1.72	0.12	0.18
20025999	20026030	20026050	20026057	1/2	12.7	0.80	20.3	250	1.72	0.17	0.25
20026035	20026035	20475077	20195088	5/8	15.9	0.94	23.9	250	1.72	0.23	0.34
20026037	20026037		20195089	3/4	19.1	1.08	27.4	250	1.72	0.28	0.42

Hose design factor 4:1.

Insta-Grip™ SP 300

Product Specifications

Application
For use with push-on fittings at working pressures of 300 psi. For low-pressure systems such as shop air systems, general industrial, maintenance and automotive assembly applications. Non-conductive, minimum electrical resistance greater than one megaohm per inch of hose length at 1000 volts DC.

Construction
> Tube
Chemivic oil- and heat-resistant synthetic rubber, ARPM Class A (High Oil Resistance)
> Cover
Chemivic weather-, abrasion- and oil-resistant synthetic rubber, ARPM Class A (High Oil Resistance)
> Reinforcement
Spiral reinforced high-strength synthetic yarn

Temperature Range
-20˚F to 210˚F (-29˚C to 99˚C)

Packaging
250' reels, maximum 3 pieces, 50' increments

Branding
Example: Insta-Grip™ Non-conductive 3/8" (9.5 mm) 250 psi WP Made in USA Continental

Couplings
Continental PB push-on style fittings

Order Codes
569-102 (red)
569-103 (yellow)
569-105 (gray)
569-112 (black)
569-114 (green)
569-115 (blue)

Insta-Grip™ SP 300

SAP #	ID		Nom. OD		Max. WP		Weight	
	in.	mm	in.	mm	psi	MPa	lb./ft.	kg/m
	1/4	6.35	0.51	13.00	300	2.07	0.09	0.134
	3/8	9.53	0.67	17.00	300	2.07	0.14	0.208
	1/2	12.70	0.80	20.20	300	2.07	0.19	0.283
	5/8	15.90	0.94	24.20	300	2.07	0.23	0.106
	3/4	19.05	1.08	27.40	300	2.07	0.28	0.417

Hose design factor 4:1.

Air & Multipurpose
General Purpose
Heavy Duty
Push-on
Chemical Transfer
Cleaning Equipment
Food & Beverage Transfer
Food Washdown
Marine
Material Handling
Abrasives
Bulk Transfer
Cement & Concrete
Mining
Petroleum
Aircraft Fueling
Dispensing
Dock
Rig Supply
Transfer Discharge
Transfer S&D
Specialty
Steam
Vacuum
Water
Discharge
Suction & Discharge
Washdown
Garden
Welding
Coupling Systems
Equipment
Appendix

Air & Multipurpose
General Purpose
Heavy Duty
Push-on

Chemical Transfer

Cleaning Equipment

Food & Beverage Transfer

Food Washdown

Marine

Material Handling
Abrasives
Bulk Transfer
Cement & Concrete

Mining

Petroleum
Aircraft Fueling
Dispensing
Dock
Rig Supply
Transfer Discharge
Transfer S&D

Specialty

Steam

Vacuum

Water
Discharge
Suction & Discharge
Washdown
Garden

Welding

Coupling Systems

Equipment

Appendix

Insta-Grip™ HT 300

NEW

Product Specifications

Application
For lubricating and fuel oils, air and water. Not recommended for applications involving impulse movements or air brake applications. For use with push-on fittings at working pressures up to 300 psi.

Construction
> Tube
Black CPE rubber, ARPM Class B (Medium Oil Resistance)
> Cover
Blue CPE rubber, ARPM Class B (Medium Oil Reisistance)
> Reinforcement
One synthetic textile braid

Temperature Range
Petroleum-based hydraulic fluids:
-40˚F to 300˚F (-40˚C to 150˚C)
Water and air:
-40˚F to 190˚F (-40˚C to 88˚C)

Branding
Example: Continental Insta-Grip™ HT 3/4"
300 psi WP Made in USA

Fittings
All fittings compatible with the Insta-Grip™ HT 300 hose family are listed in Section 7 of the Hydraulic Catalog.

Order Codes
535-405

Insta-Grip™ HT 300

SAP #	ID		Nom. OD		Max. WP		Bend Radius		Weight	
	in.	mm	in.	mm	psi	MPa	in.	mm	lb./ft.	kg/m
20544196	1/4	6.4	0.51	12.8	300	2.1	2.5	64	0.09	0.13
20544197	3/8	9.5	0.67	17.0	300	2.1	3.0	76	0.14	0.21
20544198	1/2	12.7	0.76	19.3	300	2.1	5.0	127	0.16	0.24
20544199	5/8	15.9	0.93	23.6	300	2.1	6.0	152	0.20	0.30
20571923	3/4	19.0	1.04	26.5	300	2.1	7.0	178	0.25	0.37

Hose design factor 4:1.

Insta-Grip™ TC

Product Specifications

Application
For low-pressure hydraulic and pneumatic systems such as shop air systems, general industrial, maintenance and automotive assembly equipment.

Construction
> Tube
Chemivic oil- and heat-resistant synthetic rubber, ARPM Class A (High Oil Resistance)
> Cover
Black, dyed textile braid, mildew- and oil-resistant
> Reinforcement
One braided high-strength synthetic yarn laid at an angle for strength and coupling holding ability

Temperature Range
-40˚F to 210˚F (-40˚C to 99˚C)

Packaging
500' reels, maximum 4 pieces, 10' minimum length

Branding
Example: Insta-Grip™ TC 3/8" 300 psi WP Made in USA Continental

Couplings
Contact fitting manufacturer for proper fitting recommendation and coupling procedure.

Order Codes
535-230

Insta-Grip™ TC

SAP #	ID		Nom. OD		Max. WP		Bend Radius		Weight	
Black	**in.**	**mm**	**in.**	**mm**	**psi**	**MPa**	**in.**	**mm**	**lb./ft.**	**kg/m**
20022593	1/4	6.4	0.50	12.7	300	2.07	3	64	0.08	0.12
20022595	5/16	7.9	0.56	14.2	300	2.07	3	76	0.09	0.13
20022597	3/8	9.5	0.64	16.3	300	2.07	3	76	0.11	0.16
20022600	1/2	12.7	0.75	19.1	300	2.07	5	127	0.13	0.19
20022602	5/8	15.9	0.91	23.1	300	2.07	6	152	0.19	0.28
20022604	3/4	19.1	1.03	26.2	300	2.07	7	178	0.21	0.31

Hose design factor 4:1.

Air & Multipurpose
General Purpose
Heavy Duty
Push-on
Chemical Transfer
Cleaning Equipment
Food & Beverage Transfer
Food Washdown
Marine
Material Handling
Abrasives
Bulk Transfer
Cement & Concrete
Mining
Petroleum
Aircraft Fueling
Dispensing
Dock
Rig Supply
Transfer Discharge
Transfer S&D
Specialty
Steam
Vacuum
Water
Discharge
Suction & Discharge
Washdown
Garden
Welding
Coupling Systems
Equipment
Appendix

Air & Multipurpose
General Purpose
Heavy Duty
Push-on

Chemical Transfer

Cleaning Equipment

Food & Beverage Transfer

Food Washdown

Marine

Material Handling
Abrasives
Bulk Transfer
Cement & Concrete

Mining

Petroleum
Aircraft Fueling
Dispensing
Dock
Rig Supply
Transfer Discharge
Transfer S&D

Specialty

Steam

Vacuum

Water
Discharge
Suction & Discharge
Washdown
Garden

Welding

Coupling Systems

Equipment

Appendix

Chemical Transfer

	Page	Temp. Range*	Superior Flexibility	Superior Abrasion Cover	Cover Color
Blue Flexwing	67	-25˚F to 150˚F (-32˚C to 66˚C)			Blue
Brown Flexwing	64	-30˚F to 275˚F (-34˚C to 135˚C)			Brown
Chem One	56	-40˚F to 250˚F (-40˚C to 121˚C)	Yes	Yes	Black
Conti Chem Superior FEP	70	-22˚F to 212˚F (-30˚C to 100˚C)			Black
DEF Transfer Hose - Braided	69	-40˚F to 257˚F (-40˚C to 125˚C)			Black
DEF Transfer Hose - Hand Built	68	-40˚F to 257˚F (-40˚C to 125˚C)			Black
Fabchem	59	-40˚F to 150˚F (-40˚C to 66˚C)	Yes		Green
Fabchem-C	60	-40˚F to 212˚F (-40˚C to 100˚C)	Yes		Black
Green XLPE	58	-25˚F to 150˚F (-32˚C to 66˚C)			Green
Hi-Per	55	-40˚F to 300˚F (-40˚C to 149˚C)			Blue
Infinity Chemical	61	-40˚F to 160˚F (-40˚C to 71˚C)	Yes		Yellow/Orange
Orange Flexwing	66	-25˚F to 250˚F (-32˚C to 121˚C)			Orange
Plicord ExtremeFlex Brown	62	-30˚F to 275˚F (-34˚C to 135˚C)	Yes		Brown
Plicord ExtremeFlex Purple	63	-40˚F to 221˚F (-40˚C to 105˚C)	Yes		Purple
Purple Flexwing	65	-40˚F to 221˚F (-40˚C to 105˚C)			Purple
Versachem	71	-40˚F to 212˚F (-40˚C to 100˚C)			Blue
Viper	57	-40˚F to 250˚F (-40˚C to 121˚C)	Yes	Yes	Black

*Temperature is contingent on the specific chemical conveyed.

Hi-Per®

Product Specifications

Application
A premium hose that is FEP-lined to handle a broad spectrum of fluids and materials in a wide variety of applications.

Construction
> Tube
FEP (Fluorinated Ethylene Propylene)
> Cover
Blue EPDM synthetic rubber with bright orange spiral transfer tape (wrapped impression)
> Reinforcement
Spiral-plied synthetic fabric with double wire helix

Temperature Range
-40˚F to 300˚F (-40˚C to 149˚C)

Packaging
Custom lengths available (minimum 5')

Branding (Spiral)
Example: Continental Hi-Per® Universal Chemical Hose FEP Lined

Couplings
Use Continental Insta-Lock™ cam & groove fittings with this product. See the Coupling Systems information pages at the back of this catalog. Refer to the Continental Industrial Hose Assembly Manual for crimp specifications.

Non-Stock/Sizes
Order in increments of 100' for 1/2"-2"
Order in increments of 60' for 2½" and larger sizes

Order Codes
546-256

Hi-Per®

SAP #	ID		Nom. OD		Max. WP		Bend Radius		Vacuum HG		Weight	
Blue	**in.**	**mm**	**in.**	**mm**	**psi**	**MPa**	**in.**	**mm**	**in.**	**mm**	**lb./ft.**	**kg/m**
20018637	1/2	12.7	0.97	24.6	200	1.38	3	76	29	737	0.37	0.55
20018639	3/4	19.1	1.11	28.2	200	1.38	5	127	29	737	0.56	0.83
20018642	1	25.4	1.52	38.6	200	1.38	8	191	29	737	0.71	1.06
20018644	1¼	31.8	1.73	43.9	200	1.38	11	279	29	737	0.84	1.25
20018647	1½	38.1	2.13	54.1	200	1.38	14	356	29	737	1.24	1.85
20018650	2	50.8	2.69	68.3	200	1.38	18	457	29	737	1.71	2.54
20157471	3	76.2	3.67	93.2	200	1.38	35	889	29	737	2.52	3.75

Hose design factor 4:1.
Refer to the Continental Chemical Resistance Charts in Appendix B for specific chemical and temperature compatibility.

Air & Multipurpose
General Purpose
Heavy Duty
Push-on
Chemical Transfer
Cleaning Equipment
Food & Beverage Transfer
Food Washdown
Marine
Material Handling
Abrasives
Bulk Transfer
Cement & Concrete
Mining
Petroleum
Aircraft Fueling
Dispensing
Dock
Rig Supply
Transfer Discharge
Transfer S&D
Specialty
Steam
Vacuum
Water
Discharge
Suction & Discharge
Washdown
Garden
Welding
Coupling Systems
Equipment
Appendix

Chem One®

Air & Multipurpose
General Purpose
Heavy Duty
Push-on

Chemical Transfer

Cleaning Equipment

Food & Beverage Transfer

Food Washdown

Marine

Material Handling
Abrasives
Bulk Transfer
Cement & Concrete

Mining

Petroleum
Aircraft Fueling
Dispensing
Dock
Rig Supply
Transfer Discharge
Transfer S&D

Specialty

Steam

Vacuum

Water
Discharge
Suction & Discharge
Washdown
Garden

Welding

Coupling Systems

Equipment

Appendix

Product Specifications

Application
For the transfer of a variety of current industrial chemicals used today. For use in pressure, gravity flow and/or suction service. (Refer to Continental Chemical Resistance Guide for compatibility.)

Construction
> Tube
Alphasyn® modified cross-linked polyethylene (Modified XLPE)
> Cover
Black corrugated abrasion-resistant Omegasyn EPDM. Color options have an EPDM cover
> Reinforcement
Spiral-plied synthetic fabric with double wire helix

Temperature Range
-40˚F to 250˚F (-40˚C to 121˚C)

Packaging
Coiled and poly-wrapped. Contact customer service for cut lengths.

Branding
Example: Chem One® Chemical Transfer Hose Alphasyn® 200 psi WP Continental

Couplings
Use Continental Insta-Lock™ cam & groove fittings with this product. Refer to the Continental Industrial Hose Assembly Manual for crimp specifications

Order Codes

546-661 (black)	546-511 (white)
546-506 (green)	546-519 (orange)
546-507 (blue)	546-521 (gray)
546-508 (red)	546-527 (brown)
546-509 (purple)	546-556 (black/chrome mandrel)
546-510 (yellow)	546-590 (ARC - Abrasion Resistant Cover)

Chem One®

SAP #	ID		Nom. OD		Max. WP		Bend Radius		Vacuum HG		Weight	
Black	in.	mm	in.	mm	psi	MPa	in.	mm	in.	mm	lb./ft.	kg/m
20408836	3/4	19.0	1.2	30.8	200	1.38	2	50.8	29	737	0.41	0.62
20408837	1	25.3	1.4	37.2	200	1.38	3	76.2	29	737	0.51	0.77
20408838	1¼	32.0	1.6	42.3	200	1.38	3	76.2	29	737	0.55	0.82
20408870	1½	38.0	1.9	48.7	200	1.38	4	101.6	29	737	0.66	0.99
20408871	2	51.0	2.4	61.9	200	1.38	5	127.0	29	737	0.89	1.33
20408872	2½	63.0	2.9	76.2	200	1.38	6	152.4	29	737	1.31	1.96
20408873	3	76.0	3.4	89.2	200	1.38	8	203.2	29	737	1.59	2.37
20408813	4	102.0	4.5	115.0	200	1.38	11	279.4	29	737	2.23	3.32

Hose design factor 4:1.

V-WING SERIES
FLEXIBLE • LIGHTWEIGHT • DURABLE

Viper®

Product Specifications

Application
For the transfer of a variety of industrial chemicals used today. Refer to Continental Chemical Resistance Guide for compatibility. For use in pressure, gravity flow and/or suction service. Hose may be cleaned using open-end steam, up to 50 psi or in a bath containing 10% Sodium Hydroxide (NaOH), up to 212˚F (100˚C).

Construction
> Tube
Beige Alphasyn® modified cross-linked polyethylene (modified XLPE)
> Cover
Black Omegasyn abrasion-resistant EPDM with white spiral stripe
> Reinforcement
Spiral-plied synthetic fabric with double wire helix

Temperature Range
-40˚F to 250˚F (-40˚C to 121˚C)

Packaging
100' lengths, coiled and poly-wrapped

Branding (Spiral)
Example: Continental Viper® Chemical Transfer Alphasyn® 200 psi WP

Couplings
Fittings should be permanently attached for fluid temperatures above 125˚F (52˚C) and up to 250˚F (121˚C). Use Continental Insta-Lock™ cam & groove fittings with this product. See the Couplings Systems information pages at the back of this catalog. Refer to the Continental Industrial Hose Assembly Manual for crimp specifications

Order Codes
546-345

Viper®

SAP #	ID		Nom. OD		Max. WP		Bend Radius		Vacuum HG		Weight	
Black	**in.**	**mm**	**in.**	**mm**	**psi**	**MPa**	**in.**	**mm**	**in.**	**mm**	**lb./ft.**	**kg/m**
20106813	1	25.4	1.45	36.9	200	1.38	4	100	29	737	0.53	0.79
20091802	1½	38.1	1.95	49.6	200	1.38	5	125	29	737	0.74	1.10
20091803	2	50.8	2.54	64.5	200	1.38	7	175	29	737	1.16	1.73
20069573	2½	63.5	3.05	77.5	200	1.38	8	200	29	737	1.41	2.10
20091805	3	76.2	3.59	91.2	200	1.38	10	250	29	737	1.82	2.71
20123987	4	101.6	4.64	117.8	200	1.38	14	350	29	737	2.42	3.61

Hose design factor 4:1.
Refer to the Continental Chemical Resistance Charts in Appendix B for specific chemical and temperature compatibility.
Viper® chemical hose will handle fluid up to 250˚F (121°C), however, this rating is contingent on the specific chemical conveyed. Contact customer service at 1-800-235-4632 for any chemical above the temperature stated in the Continental Chemical Resistance Guide.

Air & Multipurpose
General Purpose
Heavy Duty
Push-on
Chemical Transfer
Cleaning Equipment
Food & Beverage Transfer
Food Washdown
Marine
Material Handling
Abrasives
Bulk Transfer
Cement & Concrete
Mining
Petroleum
Aircraft Fueling
Dispensing
Dock
Rig Supply
Transfer Discharge
Transfer S&D
Specialty
Steam
Vacuum
Water
Discharge
Suction & Discharge
Washdown
Garden
Welding
Coupling Systems
Equipment
Appendix

Air & Multipurpose
General Purpose
Heavy Duty
Push-on

Chemical Transfer

Cleaning Equipment

Food & Beverage Transfer

Food Washdown

Marine

Material Handling
Abrasives
Bulk Transfer
Cement & Concrete

Mining

Petroleum
Aircraft Fueling
Dispensing
Dock
Rig Supply
Transfer Discharge
Transfer S&D

Specialty

Steam

Vacuum

Water
Discharge
Suction & Discharge
Washdown
Garden

Welding

Coupling Systems

Equipment

Appendix

Green XLPE

Product Specifications

Application
Handles the majority of today's industrial chemicals in pressure, gravity flow or suction service.

Construction
> Tube
Clear Speclar® synthetic rubber cross-linked polyethylene (XLPE)
> Cover
Green EPDM synthetic rubber with spiral white stripe (wrapped impression)
> Reinforcement
Spiral-plied synthetic fabric with double wire helix

Temperature Range
-25˚F to 150˚F (-32˚C to 66˚C)

Packaging
100' exact lengths, coiled and poly-wrapped

Branding (Spiral)
Example: Continental XLPE Chemical Transfer 150 psi

Couplings
Use Continental Insta-Lock™ cam & groove fittings with this product. See the Coupling Systems information pages at the back of this catalog. Refer to the Continental Industrial Hose Assembly Manual for crimp specifications.

Order Codes
541-666 (6")
546-666 (1/2"-4")

Green XLPE

SAP #	ID		Nom. OD		Max. WP		Bend Radius		Vacuum HG		Weight	
Green	in.	mm	in.	mm	psi	MPa	in.	mm	in.	mm	lb./ft.	kg/m
20018685	1/2	12.7	0.97	24.6	150	1.03	6	152	29	737	0.31	0.46
20018688	3/4	19.1	1.23	31.2	150	1.03	7	178	29	737	0.44	0.65
20018690	1	25.4	1.47	37.3	150	1.03	8	203	29	737	0.54	0.80
20018694	1¼	31.8	1.73	43.9	150	1.03	9	229	29	737	0.66	0.98
20018697	1½	38.1	2.03	51.6	150	1.03	10	254	29	737	0.92	1.37
20018700	2	50.8	2.61	66.3	150	1.03	12	305	29	737	1.32	1.96
20018704	2½	63.5	3.11	79.0	150	1.03	15	381	29	737	1.65	2.46
20018707	3	76.2	3.61	91.7	150	1.03	18	457	29	737	2.02	3.01
20018709	4	101.6	4.69	119.1	150	1.03	24	610	29	737	2.95	4.39

Hose design factor 4:1.
Refer to the Continental Chemical Resistance Charts in Appendix B for specific chemical and temperature compatibility.

Fabchem®

Product Specifications

Application
A significant improvement to our chemical hose line, Fabchem® handles the majority of common industrial chemicals in pressure, gravity flow and suction service.

Construction
> Tube
Pliosyn™ ultra-high molecular weight polyethylene (UHMWPE)
> Cover
Green EPDM synthetic rubber with bright orange longitudinal stripe, corrugated (wrapped impression)
> Reinforcement
Spiral-plied synthetic fabric with double wire helix

Temperature Range
-40˚F to 212˚F (-40˚C to 100˚C)

Packaging
100' exact length, coiled and poly-wrapped

Branding (Spiral)
Example: Continental Fabchem® Chemical Transfer Hose 200 psi WP

Couplings
Use Continental Insta-Lock™ cam & groove fittings with this product. See the Coupling Systems information pages at the back of this catalog. Refer to the Continental Industrial Hose Assembly Manual for crimp specifications.

Order Codes
546-065 (green)
546-533 (purple)
546-555 (blue)

Fabchem®

SAP #			ID		Nom. OD		Max. WP		Bend Radius		Vacuum HG		Weight	
Green	Purple	Blue	in.	mm	in.	mm	psi	MPa	in.	mm	in.	mm	lb./ft.	kg/m
20018477		20617876	1/2	12.7	0.898	22.8	200	1.38	3	76	29	737	0.30	0.445
20018478		20617877	3/4	19.1	1.185	30.1	200	1.38	3.5	89	29	737	0.44	0.656
20018481	20673999	20243623	1	25.4	1.439	36.5	200	1.38	4	102	29	737	0.58	0.860
20018485			1¼	31.8	1.689	42.9	200	1.38	4.5	114	29	737	0.69	1.031
20018488	20674040	20385256	1½	38.1	1.939	49.2	200	1.38	5	127	29	737	0.81	1.203
20018493	20674041	20598926	2	50.8	2.501	63.5	200	1.38	6	152	29	737	1.17	1.738
20018496			2½	63.5	3.094	78.6	200	1.38	7.5	191	29	737	1.76	2.614
20018498			3	76.2	3.595	91.3	200	1.38	9	229	29	737	20.9	3.111
20018502			4	101.6	4.604	117.0	200	1.38	10	254	29	737	2.75	4.094

Hose design factor 4:1.
Refer to the Continental Chemical Resistance Charts in Appendix B for specific chemical and temperature compatibility.

Air & Multipurpose
General Purpose
Heavy Duty
Push-on
Chemical Transfer
Cleaning Equipment
Food & Beverage Transfer
Food Washdown
Marine
Material Handling
Abrasives
Bulk Transfer
Cement & Concrete
Mining
Petroleum
Aircraft Fueling
Dispensing
Dock
Rig Supply
Transfer Discharge
Transfer S&D
Specialty
Steam
Vacuum
Water
Discharge
Suction & Discharge
Washdown
Garden
Welding
Coupling Systems
Equipment
Appendix

Air & Multipurpose
General Purpose
Heavy Duty
Push-on

Chemical Transfer

Cleaning Equipment

Food & Beverage Transfer

Food Washdown

Marine

Material Handling
Abrasives
Bulk Transfer
Cement & Concrete

Mining

Petroleum
Aircraft Fueling
Dispensing
Dock
Rig Supply
Transfer Discharge
Transfer S&D

Specialty

Steam

Vacuum

Water
Discharge
Suction & Discharge
Washdown
Garden

Welding

Coupling Systems

Equipment

Appendix

Fabchem®-C

NEW

Product Specifications

Application
Fabchem®-C is designed for handling the majority of common industrial chemicals under pressure, gravity flow and full suction service. It is ideal to convey chemicals in an explosive atmosphere where static dissipation is a requirement.

Construction
> Tube
Black conductive Pliosyn™ (UHMWPE)
> Cover
Corrugated black conductive EPDM
> Reinforcement
Spiral-plied synthetic fabric with double steel wire helix

Temperature Range
-40˚F to 212˚F (-40˚C to 100˚C)

Packaging
100' lengths, coiled and poly-wrapped

Branding
Continental FABCHEM®-C Chemical Transfer Hose 200 psi WP

Couplings
Use Continental Insta-Lock™ cam & groove fittings with this product. See the Coupling Systems information pages at the back of this catalog.

Order Codes
546-498

Fabchem®-C

SAP #	ID		Nom. OD		Max. WP		Bend Radius		Vacuum HG		Weight	
	in.	mm	in.	mm	psi	MPa	in.	mm	in.	mm	lb./ft.	kg/m
20936107	1	25.4	1.48	37.7	200	1.38	4	102	29	737	0.60	0.89
21102379	1 ¼	31.8	1.74	44.1	200	1.38	4.5	114	29	737	0.72	11.6
20936140	1½	38.1	1.98	50.4	200	1.38	5	127	29	737	0.84	1.28
20936141	2	50.8	2.55	64.7	200	1.38	6	152	29	737	1.20	1.85
20936142	3	76.2	3.64	92.5	200	1.38	9	229	29	737	2.14	3.02

Hose design factor 4:1.

Infinity™ Chemical

NEW

Product Specifications

Application
Constructed with the exclusive PVC double helix for superior flexibility, abrasion resistance and low coefficient of friction. Lightweight in construction, it is designed for handling the majority of common industrial chemicals under pressure, gravity flow or medium suction service.

Construction
> Tube
Black conductive Pliosyn® (UHMWPE)
> Cover
Yellow Chemivic with double orange Pliovic® outer helix (antistatic wires are inside the Pliovic® helix)
> Reinforcement
Spiral-plied synthetic fabric

Temperature Range
-40˚F to 160˚F (-40˚C to 71˚C)

Packaging
100' lengths, coiled and poly-wrapped

Branding
Continental Infinity Chemical Hose 150 psi
Made in Canada

Couplings
Use Continental Insta-Lock™ cam & groove fittings with this product. See the Coupling Systems information pages at the back of this catalog.

Order Codes
546-171

Infinity™ Chemical

SAP #	ID		Nom. OD		Max. WP		Bend Radius		Vacuum HG		Weight	
	in.	mm	in.	mm	psi	MPa	in.	mm	in.	mm	lb./ft.	kg/m
20916950	2	50.8	2.79	70.9	150	1.03	12	305	23	584	1.22	1.81
20916951	3	76.2	3.81	96.7	150	1.03	18	457	23	584	1.73	2.56
20916952	4	101.6	4.83	122.7	150	1.03	24	610	23	584	2.32	3.44

Hose design factor 4:1.

Air & Multipurpose
General Purpose
Heavy Duty
Push-on
Chemical Transfer
Cleaning Equipment
Food & Beverage Transfer
Food Washdown
Marine
Material Handling
Abrasives
Bulk Transfer
Cement & Concrete
Mining
Petroleum
Aircraft Fueling
Dispensing
Dock
Rig Supply
Transfer Discharge
Transfer S&D
Specialty
Steam
Vacuum
Water
Discharge
Suction & Discharge
Washdown
Garden
Welding
Coupling Systems
Equipment
Appendix

Air & Multipurpose
General Purpose
Heavy Duty
Push-on

Chemical Transfer

Cleaning Equipment

Food & Beverage Transfer

Food Washdown

Marine

Material Handling
Abrasives
Bulk Transfer
Cement & Concrete

Mining

Petroleum
Aircraft Fueling
Dispensing
Dock
Rig Supply
Transfer Discharge
Transfer S&D

Specialty

Steam

Vacuum

Water
Discharge
Suction & Discharge
Washdown
Garden

Welding

Coupling Systems

Equipment

Appendix

Plicord® ExtremeFlex™ Brown

Product Specifications

Application
A high-tech, flexible and versatile chemical hose capable of handling a wide variety of acids, alcohols, salt solutions and petroleum-based products.

Construction
> Tube
Black Chemrin® (CPE) synthetic rubber
> Cover
Corrugated Brown EPDM synthetic rubber with white spiral stripe
> Reinforcement
Spiral-plied synthetic fabric with double wire helix

Temperature Range
-30ºF to 275ºF (-34ºC to 135ºC)

Packaging
100' exact lengths, coiled and poly-wrapped

Branding (Spiral)
Example: Continental Plicord® ExtremeFlex™ Brown with Chemrin® 150 psi Made in Canada

Couplings
Use Continental Insta-Lock™ cam & groove fittings with this product. See the Coupling Systems information pages at the back of this catalog. Refer to the Continental Industrial Hose Assembly Manual for crimp specifications.

Non-Stock/Sizes
400' minimum if not stocked.

Order Codes
546-723

Plicord® ExtremeFlex™ Brown

SAP #	ID		Nom. OD		Max. WP		Bend Radius		Vacuum HG		Weight	
Brown	in.	mm	in.	mm	psi	MPa	in.	mm	in.	mm	lb./ft.	kg/m
20524365	1	25.30	1.42	36.00	150	1.03	1.50	38.10	29	737	0.50	0.75
20524366	1¼	32.00	1.63	41.50	150	1.03	2.00	50.80	29	737	0.57	0.85
20668438	1½	38.00	1.92	48.70	150	1.03	2.25	57.20	29	737	0.74	1.10
20524368	2	51.20	2.44	61.90	150	1.03	3.00	76.0	29	737	0.97	1.45
20524369	3	76.20	3.54	89.80	150	1.03	4.50	114.0	29	737	1.80	2.68
20524381	4	102.10	4.57	116.10	150	1.03	6.00	152.0	29	737	2.47	3.68

Hose design factor 4:1.

V-WING SERIES
FLEXIBLE • LIGHTWEIGHT • DURABLE

Plicord® ExtremeFlex™ Purple

Product Specifications

Application
A high-tech, flexible and versatile chemical hose capable of handling a wide range of chemicals, acids and alcohols in both suction and discharge service.

Construction
> Tube
Black EPDM synthetic rubber
> Cover
Corrugated purple EPDM synthetic rubber with yellow spiral stripe
> Reinforcement
Spiral-plied synthetic fabric with double wire helix

Temperature Range
-40ºF to 221ºF (-40ºC to 104ºC)

Packaging
100' exact lengths, coiled and poly-wrapped

Branding (Spiral)
Example: Continental Plicord® ExtremeFlex™ Purple 150 psi Made In Canada

Couplings
Use Continental Insta-Lock™ cam & groove fittings with this product. See the Coupling Systems information pages at the back of this catalog. Refer to the Continental Industrial Hose Assembly Manual for crimp specifications.

Non-Stock/Sizes
400' minimum if not stocked.

Order Codes
546-721

Plicord® ExtremeFlex™ Purple

SAP #	ID		Nom. OD		Max. WP		Bend Radius		Vacuum HG		Weight	
Purple	in.	mm	in.	mm	psi	MPa	in.	mm	in.	mm	lb./ft.	kg/m
20524360	1½	38.00	1.92	48.70	150	1.03	2.25	57.20	29	737	0.73	1.09
20524361	2	51.20	2.44	61.90	150	1.03	3.00	76.00	29	737	0.95	1.42
20524362	3	76.10	3.54	89.80	150	1.03	4.50	114.0	29	737	1.76	2.62
20524363	4	102.1	4.57	116.1	150	1.03	6.00	152.0	29	737	2.41	3.59

Hose design factor 4:1.

V-WING SERIES
FLEXIBLE • LIGHTWEIGHT • DURABLE

Air & Multipurpose
General Purpose
Heavy Duty
Push-on
Chemical Transfer
Cleaning Equipment
Food & Beverage Transfer
Food Washdown
Marine
Material Handling
Abrasives
Bulk Transfer
Cement & Concrete
Mining
Petroleum
Aircraft Fueling
Dispensing
Dock
Rig Supply
Transfer Discharge
Transfer S&D
Specialty
Steam
Vacuum
Water
Discharge
Suction & Discharge
Washdown
Garden
Welding
Coupling Systems
Equipment
Appendix

Air & Multipurpose
General Purpose
Heavy Duty
Push-on

Chemical Transfer

Cleaning Equipment

Food & Beverage Transfer

Food Washdown

Marine

Material Handling
Abrasives
Bulk Transfer
Cement & Concrete

Mining

Petroleum
Aircraft Fueling
Dispensing
Dock
Rig Supply
Transfer Discharge
Transfer S&D

Specialty

Steam

Vacuum

Water
Discharge
Suction & Discharge
Washdown
Garden

Welding

Coupling Systems

Equipment

Appendix

Brown Flexwing®

Product Specifications

Application
A versatile chemical hose capable of handling a wide variety of acids, alcohols, salt solutions and petroleum-based products.

Construction
> Tube
Black Chemrin® synthetic rubber
> Cover
Brown EPDM synthetic rubber with white spiral stripe (wrapped impression)
> Reinforcement
Spiral-plied synthetic fabric with double wire helix

Temperature Range
-30˚F to 275˚F (-34˚C to 135˚C)

Packaging
100' exact lengths, coiled and poly-wrapped

Branding (Spiral)
Example: Continental Brown Flexwing® with Chemrin® 150 psi WP

Couplings
Use Continental Insta-Lock™ cam & groove fittings with this product. See the Coupling Systems information pages at the back of this catalog. Refer to the Continental Industrial Hose Assembly Manual for crimp specifications.

Order Codes
546-069
541-069 (custom lengths with fittings)

Brown Flexwing®

SAP #	ID		Nom. OD		Max. WP		Bend Radius		Vacuum HG		Weight	
Brown	in.	mm	in.	mm	psi	MPa	in.	mm	in.	mm	lb./ft.	kg/m
20198532	1/2	12.7	0.94	23.8	150	1.03	2	51	29	737	0.32	0.48
20018560	3/4	19.1	1.19	30.1	150	1.03	3	76	29	737	0.43	0.64
20018561	1	25.4	1.44	36.5	150	1.03	3.5	89	29	737	0.54	0.81
20018567	1¼	31.8	1.69	42.8	150	1.03	4.5	114	29	737	0.65	0.97
20018569	1½	38.1	1.99	50.6	150	1.03	5	127	29	737	0.91	1.36
20018571	2	50.8	2.51	63.7	150	1.03	6	152	29	737	1.21	1.80
20263622	2½	63.5	3.06	77.6	150	1.03	7.5	191	29	737	1.66	2.47
20018573	3	76.2	3.58	91.0	150	1.03	9	229	29	737	2.08	3.10
20018574	4	101.6	4.63	117.7	150	1.03	12	305	29	737	2.98	4.44

Hose design factor 4:1.
Refer to the Continental Chemical Resistance Charts in Appendix B for specific chemical and temperature compatibility.

Purple Flexwing®

Product Specifications

Application
A versatile hose developed to handle a wide range of chemicals, acids and alcohols in both suction and discharge service.

Construction
> Tube
Black EPDM synthetic rubber
> Cover
Purple EPDM with yellow spiral stripe (wrapped impression)
> Reinforcement
Spiral-plied synthetic fabric with double wire helix

Temperature Range
-40˚F to 221˚F (-40˚C to 104˚C)

Packaging
100' exact lengths, coiled and poly-wrapped

Branding (Spiral)
Example: Continental Purple Flexwing® with EPDM 150 psi Max WP

Couplings
Use Continental Insta-Lock™ cam & groove fittings with this product. See the Coupling Systems information pages at the back of this catalog. Refer to the Continental Industrial Hose Assembly Manual for crimp specifications.

Order Codes
546-805

Purple Flexwing®

SAP #	ID		Nom. OD		Max. WP		Bend Radius		Vacuum HG		Weight	
Purple	in.	mm	in.	mm	psi	MPa	in.	mm	in.	mm	lb./ft.	kg/m
20018743	1½	38.1	2.02	51.3	150	1.03	4	102	29	737	0.95	1.41
20018749	2	50.8	2.53	64.3	150	1.03	5	127	29	737	1.16	1.73
20018750	3	76.2	3.58	90.9	150	1.03	7	178	29	737	2.00	2.98
20018751	4	101.6	4.69	119.1	150	1.03	10	254	29	737	3.03	4.51

Hose design factor 4:1.

Note: Refer to the Continental Chemical Resistance Charts in Appendix B for specific chemical and temperature compatibility.

Air & Multipurpose
General Purpose
Heavy Duty
Push-on
Chemical Transfer
Cleaning Equipment
Food & Beverage Transfer
Food Washdown
Marine
Material Handling
Abrasives
Bulk Transfer
Cement & Concrete
Mining
Petroleum
Aircraft Fueling
Dispensing
Dock
Rig Supply
Transfer Discharge
Transfer S&D
Specialty
Steam
Vacuum
Water
Discharge
Suction & Discharge
Washdown
Garden
Welding
Coupling Systems
Equipment
Appendix

Orange Flexwing®

Air & Multipurpose
General Purpose
Heavy Duty
Push-on

Chemical Transfer

Cleaning Equipment

Food & Beverage Transfer

Food Washdown

Marine

Material Handling
Abrasives
Bulk Transfer
Cement & Concrete

Mining

Petroleum
Aircraft Fueling
Dispensing
Dock
Rig Supply
Transfer Discharge
Transfer S&D

Specialty

Steam

Vacuum

Water
Discharge
Suction & Discharge
Washdown
Garden

Welding

Coupling Systems

Equipment

Appendix

Product Specifications

Application
A versatile chemical hose capable of handling a wide variety of acids, alcohols, salt solutions and petroleum-based products.

Construction
> Tube
Black Flosyn® synthetic rubber
> Cover
Orange Chemivic synthetic rubber with white spiral stripe (wrapped impression)
> Reinforcement
Spiral-plied synthetic fabric with double wire helix

Temperature Range
-25˚F to 250˚F (-32˚C to 121˚C)

Packaging
100' exact lengths, coiled and poly-wrapped

Branding (Spiral)
Example: Continental Orange Flexwing® with Flosyn® 150 psi WP

Couplings
Use Continental Insta-Lock™ cam & groove fittings with this product. See the Coupling Systems information pages at the back of the catalog. Refer to the Continental Industrial Hose Assembly Manual for crimp specifications.

Non-Stock/Sizes
Order in increments of 100'

Order Codes
541-063

Orange Flexwing®

SAP #	ID		Nom. OD		Max. WP		Bend Radius		Vacuum HG		Weight	
Orange	in.	mm	in.	mm	psi	MPa	in.	mm	in.	mm	lb./ft.	kg/m
20014912	1	25.4	1.44	36.6	150	1.03	4	89	29	737	0.61	0.91
20014913	1¼	31.8	1.73	43.9	150	1.03	4	102	29	737	0.79	1.18
20014915	1½	38.1	1.97	50.0	150	1.03	4	102	29	737	0.95	1.41
20014917	2	50.8	2.58	65.5	150	1.03	5	127	29	737	1.45	2.16
20014918	2½	63.5	3.08	78.2	150	1.03	6	152	29	737	1.77	2.63
20014919	3	76.2	3.59	91.2	150	1.03	7	178	29	737	2.26	3.36
20014921	4	101.6	4.69	119.1	150	1.03	10	254	29	737	3.31	4.93

Hose design factor 4:1.
Refer to the Continental Chemical Resistance Charts in Appendix B for specific chemical and temperature compatibility.

Blue Flexwing®

Product Specifications

Application
Handles the majority of today's industrial chemicals in pressure, gravity flow or suction service.

Construction
> Tube
Clear Speclar® synthetic rubber cross-linked polyethylene (XLPE)
> Cover
Blue EPDM sythetic rubber with spiral white stripe (wrapped impression)
> Reinforcement
Spiral-plied sythetic fabric with double wire helix

Temperature Range
-25ºF to 150ºF (-32ºC to 66ºC)

Packaging
100' exact lengths, coiled and poly-wrapped

Branding (Spiral)
Continental Blue Flexwing® Chemical Transfer with Speclar® 200 psi WP

Couplings
Use Continental Insta-Lock™ cam & groove fittings with this product. For available Insta-Lock™ products, contact customer service. Refer to the Continental Industrial Hose Assembly Manual for crimp specifications.

Non-Stock/Sizes
400' minimum if not stocked.

Order Codes
546-066 (1/2"-4")
541-066 (6")

Blue Flexwing®

SAP #	ID		Nom. OD		Max. WP		Bend Radius		Vacuum HG		Weight	
Blue	in.	mm	in.	mm	psi	MPa	in.	mm	in.	mm	lb./ft.	kg/m
20018503	1/2	12.7	0.96	24.4	200	1.38	6	152	29	737	0.3	0.45
20018504	3/4	19.1	1.22	31	200	1.38	7	178	29	737	0.45	0.67
20018506	1	25.4	1.47	37.3	200	1.38	8	203	29	737	0.55	0.82
20018512	1 1/4	31.8	1.75	44.5	200	1.38	9	229	29	737	0.7	1.04
20018517	1 1/2	38.1	2.04	51.8	200	1.38	10	254	29	737	0.95	1.41
20018524	2	50.8	2.58	65.5	200	1.38	12	305	29	737	1.22	1.82
20018530	2 1/2	63.5	3.13	79.5	200	1.38	15	381	29	737	1.65	2.46
20018535	3	76.2	3.7	94	200	1.38	18	457	29	737	2.24	3.33
20018539	4	101.6	4.73	120.1	200	1.38	24	610	29	737	3.01	4.48

Hose design factor 4:1.

Air & Multipurpose
General Purpose
Heavy Duty
Push-on
Chemical Transfer
Cleaning Equipment
Food & Beverage Transfer
Food Washdown
Marine
Material Handling
Abrasives
Bulk Transfer
Cement & Concrete
Mining
Petroleum
Aircraft Fueling
Dispensing
Dock
Rig Supply
Transfer Discharge
Transfer S&D
Specialty
Steam
Vacuum
Water
Discharge
Suction & Discharge
Washdown
Garden
Welding
Coupling Systems
Equipment
Appendix

DEF Transfer Hose – Hand Built

Air & Multipurpose
General Purpose
Heavy Duty
Push-on

Chemical Transfer

Cleaning Equipment

Food & Beverage Transfer

Food Washdown

Marine

Material Handling
Abrasives
Bulk Transfer
Cement & Concrete

Mining

Petroleum
Aircraft Fueling
Dispensing
Dock
Rig Supply
Transfer Discharge
Transfer S&D

Specialty

Steam

Vacuum

Water
Discharge
Suction & Discharge
Washdown
Garden

Welding

Coupling Systems

Equipment

Appendix

Product Specifications

Application
DEF Transfer Hose Hand Built is specifically designed to convey the high-purity, aqueous urea solution DEF.

Construction
> Tube
Pliosyn™ ultra-high molecular weight polyethylene (UHMWPE) with proprietary backing. Tube tested per ISO 22241-2 immersion test at independent lab to confirm compatibility with DEF aqueous solution
> Cover
Black corrugated EPDM
> Reinforcement
Spiral-plied synthetic fabric with double wire helix

Temperature Range
-40˚F to 140˚F (-40˚C to 60˚C)

Packaging
100' lengths

Branding
Example: Continental DEF Transfer Hose 3/4" (19.1 mm) Continental DEF Transfer Hose (Date Code) Made in Canada

Couplings
Refer to the Continental Industrial Hose Assembly Manual for crimp specifications.

Order Codes
546-552

DEF Transfer Hose – Hand Built

SAP #	ID		Nom. OD		Max. WP	Bend Radius		Vacuum HG		Weight	
	in.	mm	in.	mm	psi	in.	mm	in.	mm	lb./ft.	kg/m
20741106	1	25.4	1.45	36.9	200	4	102	29	737	0.56	0.84
20738416	1½	38.1	1.95	49.6	200	5	127	29	737	0.79	1.17
20738464	2	50.8	2.52	63.9	200	6	152	29	737	1.13	1.67
20738465	3	76.2	3.61	91.7	200	9	229	29	737	2.03	3.02
20745902	4	101.6	4.62	117.4	200	14	350	29	737	2.67	3.97

Hose design factor 4:1. *Alternate packaging specs available upon request.

DEF Transfer Hose – Braided

Product Specifications

Application
DEF Transfer Hose – Braided has superior compounding which is specifically designed to convey Diesel Exhaust Fluid, a high-purity, aqueous urea solution. The braided construction is engineered to reduce kinking and twisting in reeling applications.

Construction
> Tube
Specially formulated low-extraction EPDM, peroxide cured
> Cover
Black specially formulated EPDM
> Reinforcement
Two-braid textile

Temperature Range
-40˚F to 140˚F (-40˚C to 60˚C)

Packaging
100' lengths

Branding
Continental DEF Transfer Hose 1½" (38.1 mm) Made in USA

Order Codes
532-019

DEF Transfer Hose – Braided

SAP #	ID		Nom. OD		Max. WP		Weight	
	in.	mm	in.	mm	psi	MPa	lb./ft.	kg/m
20531743	1½	38.1	2.10	53.2	250	1.72	0.81	1.21

Hose design factor 4:1.

Air & Multipurpose
General Purpose
Heavy Duty
Push-on
Chemical Transfer
Cleaning Equipment
Food & Beverage Transfer
Food Washdown
Marine
Material Handling
Abrasives
Bulk Transfer
Cement & Concrete
Mining
Petroleum
Aircraft Fueling
Dispensing
Dock
Rig Supply
Transfer Discharge
Transfer S&D
Specialty
Steam
Vacuum
Water
Discharge
Suction & Discharge
Washdown
Garden
Welding
Coupling Systems
Equipment
Appendix

Conti® Chem Superior FEP

NEW

Air & Multipurpose
General Purpose
Heavy Duty
Push-on

Chemical Transfer

Cleaning Equipment

Food & Beverage Transfer

Food Washdown

Marine

Material Handling
Abrasives
Bulk Transfer
Cement & Concrete

Mining

Petroleum
Aircraft Fueling
Dispensing
Dock
Rig Supply
Transfer Discharge
Transfer S&D

Specialty

Steam

Vacuum

Water
Discharge
Suction & Discharge
Washdown
Garden

Welding

Coupling Systems

Equipment

Appendix

Product Specifications

Application
Conti® Chem Superior FEP is a universal hose with seamless, transparent FEP lining of Teflon® resistant to all commonly used chemicals. Suitable for both suction and delivery. Meets EN 12115:2011. Conti® Chem Superior FEP is manufactured to Eurpoean standards.

Construction
> Tube
FEP, seamless, transparent, smooth bore, electrically non-conductive, conforming to FDA and USP Class V
> Cover
Black, EPDM, abrasion- and flame-resistant fabric impression
> Reinforcement
Braids are synthetic fibers with single galvanized helix for all sizes except 1/2" which does not have a helix

Temperature Range
-22ºF to 212ºF (-30ºC to 100ºC); Steam-cleaned for 30 minutes up to 302ºF (150ºC)

Branding (Spiral)
Continuous blue-, white- or green-colored spiral. "Continental Conti®Chem Superior EN 12115 FEP Made in Germany"

Conti® Chem Superior FEP

SAP #	ID		Nom. OD		Max. WP		Bend Radius		Vacuum HG		Weight	
	in.	mm	in.	mm	psi	MPa	in.	mm	in.	mm	lb./ft.	kg/m
20836398	1/2	12.7	0.94	23	232	1.6	2 /34	70	29	737	0.27	0.40
20836399	3/4	19.1	1.25	31	232	1.6	3 1/8	80	29	737		
20836400	1	25.4	1.44	37	232	1.6	4	100	29	737	0.67	1.00
20836401	1 1/4	31.8	1.75	44	232	1.6	5	125	29	737	0.74	1.10
20836402	1 1/2	38	2.00	51	232	1.6	6	150	29	737	1.01	1.50
20836403	2	50.8	2.63	66	232	1.6	8	200	29	737	1.55	2.30
20836405	3	75	3.56	91	232	1.6	12	300	29	737	2.08	3.10
20836406	4	100	4.56	116	232	1.6	16	400	29	737	3.09	4.60

Hose design factor 4:1.

VersaChem™

Product Specifications

Application
Universal hose with static dissipating UHMWPE liner for multiple chemical, pharmaceutical and cosmetic applications. Widely used in the food and beverage industry with hygenic and sanitary products and foodstuffs. Suitable for most liquids, high viscous and powdery materials. The smooth lining allows good drainage and easy cleaning when changing medium.

Construction
> Tube
White non-porous smooth UHMWPE inner lining with a black conductive stripe. It is odorless with no effect on taste, no discoloration and is abrasion resistant. Compliant to USDA and FDA standards.
> Cover
Blue corrugated EPDM outer lining; abrasion-, ozone-, weather- and UV-resistant
> Reinforcement
Spiral-plied sythetic fabric with dual steel helix wires

Temperature Range
-40°F to 212°F (-40°C to 100°C)

Packaging
100' exact lengths, coiled and poly-wrapped

Branding (Spiral)
Continental VersaChem 250 psi FDA – USDA
Made in Canada

Couplings
Use Continental Insta-Lock™ cam & groove fittings with this product. For available Insta-Lock™ products, contact customer service.

Order Codes
546-839

VersaChem™

SAP #	ID		Nom. OD		Max. WP		Bend Radius		Vacuum HG		Weight	
	in.	mm	in.	mm	psi	MPa	in.	mm	in.	mm	lb./ft.	kg/m
21040790	1/2	12.7	0.95	24.1	250	1.72	1.5	38	29	737	0.33	0.49
21040792	1	25.4	1.46	37.0	250	1.72	2	51	29	737	0.57	0.84
21040793	1 1/2	38.1	2.03	51.5	250	1.72	4	102	29	737	0.90	1.34
21040794	2	50.8	2.56	64.9	250	1.72	5	127	29	737	1.19	1.77

Hose design factor 4:1.

Air & Multipurpose
General Purpose
Heavy Duty
Push-on
Chemical Transfer
Cleaning Equipment
Food & Beverage Transfer
Food Washdown
Marine
Material Handling
Abrasives
Bulk Transfer
Cement & Concrete
Mining
Petroleum
Aircraft Fueling
Dispensing
Dock
Rig Supply
Transfer Discharge
Transfer S&D
Specialty
Steam
Vacuum
Water
Discharge
Suction & Discharge
Washdown
Garden
Welding
Coupling Systems
Equipment
Appendix

Cleaning Equipment

Air & Multipurpose
General Purpose
Heavy Duty
Push-on

Chemical Transfer

Cleaning Equipment

Food & Beverage Transfer

Food Washdown

Marine

Material Handling
Abrasives
Bulk Transfer
Cement & Concrete

Mining

Petroleum
Aircraft Fueling
Dispensing
Dock
Rig Supply
Transfer Discharge
Transfer S&D

Specialty

Steam

Vacuum

Water
Discharge
Suction & Discharge
Washdown
Garden

Welding

Coupling Systems

Equipment

Appendix

	Page	Superior Abrasion Cover	Oil Resistance Cover	Temp. Range	Non-Marking*	Wire	Textile	Coupled Assemblies
Galvanator 3000	73	Yes	Yes	-20˚F to 250˚F (-29˚C to 121˚C)	Yes	Yes		Yes
Gauntlet 1500	76	Yes	Yes	-20˚F to 210˚F (-29˚C to 99˚C)	Yes		Yes	Yes
Gauntlet 3000	75	Yes	Yes	-20˚F to 250˚F (-29˚C to 121˚C)	Yes	Yes		Yes
Gauntlet 4500	74	Yes	Yes	-20˚F to 250˚F (-29˚C to 121˚C)	Yes	Yes		Yes
Neptune 1500	81			-20˚F to 210˚F (-29˚C to 99˚C)	Yes		Yes	Yes
Neptune 3000	80			-20˚F to 250˚F (-29˚C to 121˚C)	Yes	Yes		Yes
Neptune 4001-R	79			-20˚F to 250˚F (-29˚C to 121˚C)	Yes	Yes		Yes
Neptune 4500	78			-20˚F to 250˚F (-29˚C to 121˚C)	Yes	Yes		Yes
Neptune 6000	77			-20˚F to 250˚F (-29˚C to 121˚C)	Yes	Yes		Yes
SpiraFlow	82			-20˚F to 250˚F (-29˚C to 121˚C)	Yes	Yes		Yes
Whitewater	83			-20˚F to 250˚F** (-29˚C to 121˚C)	Yes	Yes		Yes

*Non-black colors
**Hot water for Steam Cleaner Service at 325˚F (163˚C) and 350 psi

Galvanator® 3000

Product Specifications

Application
Galvanator® 3000 is for pressure washer equipment. Its rust-resistant reinforcement and superior abrasion-resistant cover provide maximum protection against the adverse effects of water, oil and animal fats.

Construction
> Tube
Nitrile synthetic rubber
> Cover
Wrapped finish Yellow or Black Carbryn™ synthetic rubber, ORS, ARPM Class A (High Oil Resistance)
> Reinforcement
Two braided steel wires

Temperature Range
-20˚F to 250˚F (-29˚C to 121˚C)

Packaging
500' reels, maximum 3 pieces, 50' increments

Branding
Example: Galvanator® 3000 3/8" (9.5 mm) 3000 psi (20.7 MPa) Made in USA

Couplings
Refer to the Continental Industrial Hose Assembly Manual for crimp specifications. Coupled lengths with MxMS fittings and kink guards available.

READY 2 GO

Coupled assemblies available.

Order Codes
539-200 (yellow)
539-201 (black)

Galvanator® 3000

SAP #		ID		Nom. OD		Max. WP		Bend Radius		Weight	
Yellow	Black	in.	mm	in.	mm	psi	MPa	in.	mm	lb./ft.	kg/m
20024095	20024109	3/8	9.5	6.9	17.5	3000	20.69	5.0	127	0.26	0.39
20024100	20024110	1/2	12.7	0.82	20.8	3000	20.69	7.0	178	0.31	0.49

Hose design factor 4:1. Not recommended for steam service.

Air & Multipurpose
General Purpose
Heavy Duty
Push-on
Chemical Transfer
Cleaning Equipment
Food & Beverage Transfer
Food Washdown
Marine
Material Handling
Abrasives
Bulk Transfer
Cement & Concrete
Mining
Petroleum
Aircraft Fueling
Dispensing
Dock
Rig Supply
Transfer Discharge
Transfer S&D
Specialty
Steam
Vacuum
Water
Discharge
Suction & Discharge
Washdown
Garden
Welding
Coupling Systems
Equipment
Appendix

Gauntlet® 4500

Product Specifications

Application
Gauntlet® 4500 is for use on pressure washer machines with working pressures up to 4500 psi. Its super abrasion-resistant cover provides maximum protection against the adverse effects of oil and animal fats.

Construction
> Tube
Nitrile synthetic rubber
> Cover
Smooth finish black or yellow oil-resistant Carbryn™ synthetic rubber, ARPM Class A (High Oil Resistance)
> Reinforcement
Two braided steel wires

Temperature Range
-20˚F to 250˚F (-29˚C to 121˚C)

Packaging
1/4"-3/8" – 500' reels, maximum 3 pieces, minimum of 50' lengths, coupled lengths available
1/2" – 500' reels, maximum 3 pieces, minimum of 50' lengths, coupled lengths available

Branding
Example: Continental Gauntlet® 4500 3/8" 4500 psi Made in USA

Couplings
Use Continental pressure washing fittings with this product. See the Coupling Systems information pages at the back of this catalog for available sizes. Refer to Continental Industrial Hose Assembly Manual for crimp procedures.

READY 2 GO

Coupled assemblies available.

Order Codes
539-122 (black)
539-120 (yellow)

Gauntlet® 4500

SAP #		ID		Nom. OD		Max. WP		Weight	
Black	Yellow	in.	mm	in.	mm	psi	MPa	lb./ft.	kg/m
20331250		1/4	6.4	0.54	13.7	4500	31.03	0.20	0.30
20220625	20024000	3/8	9.5	0.69	17.5	4500	31.03	0.27	0.40
20048788	20325124	1/2	12.7	0.82	20.8	4500	31.03	0.34	0.51

Hose design factor 4:1. Not recommended for steam service.

Air & Multipurpose
General Purpose
Heavy Duty
Push-on
Chemical Transfer
Cleaning Equipment
Food & Beverage Transfer
Food Washdown
Marine
Material Handling
Abrasives
Bulk Transfer
Cement & Concrete
Mining
Petroleum
Aircraft Fueling
Dispensing
Dock
Rig Supply
Transfer Discharge
Transfer S&D
Specialty
Steam
Vacuum
Water
Discharge
Suction & Discharge
Washdown
Garden
Welding
Coupling Systems
Equipment
Appendix

Gauntlet® 3000

Product Specifications

Application
Gauntlet® 3000 is for use on pressure washer machines with working pressures up to 3000 psi. Its super abrasion-resistant cover provides maximum protection against the adverse effects of oil and animal fats.

Construction
> Tube
Nitrile synthetic rubber
> Cover
Smooth finish black or yellow oil-resistant Carbryn™ synthetic rubber, ARPM Class A (High Oil Resistance)
> Reinforcement
One braided steel wire

Temperature Range
-20˚F to 250˚F (-29˚C to 121˚C)

Packaging
500' reels, maximum 3 pieces, 50' increments

Branding
Example: Continental Gauntlet® 3000 3/8"
3000 psi Made in USA

Couplings
Use Continental pressure washing fittings with this product. See the Coupling Systems information pages at the back of the catalog for available sizes. Refer to Continental Industrial Hose Assembly Manual for crimp procedures.

Coupled assemblies available.

Order Codes
539-099 (black)
539-100 (yellow)

Gauntlet® 3000

SAP #		ID		Nom. OD		Max. WP		Weight	
Black	**Yellow**	**in.**	**mm**	**in.**	**mm**	**psi**	**MPa**	**lb./ft.**	**kg/m**
20023887	20023890	3/8	9.5	0.69	17.5	3000	20.69	0.24	0.36
20023889	20023894	1/2	12.7	0.82	20.8	3000	20.69	0.32	0.48

Hose design factor 4:1. Not recommended for steam service.

Air & Multipurpose
General Purpose
Heavy Duty
Push-on
Chemical Transfer
Cleaning Equipment
Food & Beverage Transfer
Food Washdown
Marine
Material Handling
Abrasives
Bulk Transfer
Cement & Concrete
Mining
Petroleum
Aircraft Fueling
Dispensing
Dock
Rig Supply
Transfer Discharge
Transfer S&D
Specialty
Steam
Vacuum
Water
Discharge
Suction & Discharge
Washdown
Garden
Welding
Coupling Systems
Equipment
Appendix

Gauntlet® 1500

Product Specifications

Application
Gauntlet® 1500 is for pressure washer equipment with working pressures up to 1500 psi. Its super abrasion-resistant cover provides maximum protection against the adverse effects of oil and animal fats.

Construction
> Tube
Nitrile synthetic rubber
> Cover
Smooth finish Black or Yellow oil-resistant Carbryn™ synthetic rubber, ARPM Class A (High Oil Resistance)
> Reinforcement
One braided synthetic yarn up through 1/2"
Two braided synthetic yarn for 3/4"

Temperature Range
-20˚F to 210˚F (-29˚C to 99˚C)

Packaging
500' reels, maximum 3 pieces, 50' increments

Branding
Example: Continental Gauntlet® 1500 3/8" 1500 psi Made in USA

Couplings
Contact fitting manufacturer for proper fitting recommendation and coupling procedure.
Coupled assemblies available.

Order Codes
536-474 (yellow)
536-480 (black)
536-574 (red)

Gauntlet® 1500

SAP #			ID		Nom. OD		Max. WP		Weight	
Black	Yellow	Red	in.	mm	in.	mm	psi	MPa	lb./ft.	kg/m
20023338	20045137		1/4	6.4	0.59	15.0	1500	10.34	0.11	0.16
20023339	20023331		3/8	9.5	0.75	19.1	1500	10.34	0.18	0.27
20023341	20023333	20115073	1/2	12.7	0.84	21.3	1200	8.27	0.18	0.27

Hose design factor 4:1. Not recommended for steam service.
Gauntlet® 1500 in the 1/2" ID is rated at a working pressure of 1200 psi. All other sizes listed above are rated at a working pressure of 1500 psi.

Air & Multipurpose
General Purpose
Heavy Duty
Push-on
Chemical Transfer
Cleaning Equipment
Food & Beverage Transfer
Food Washdown
Marine
Material Handling
Abrasives
Bulk Transfer
Cement & Concrete
Mining
Petroleum
Aircraft Fueling
Dispensing
Dock
Rig Supply
Transfer Discharge
Transfer S&D
Specialty
Steam
Vacuum
Water
Discharge
Suction & Discharge
Washdown
Garden
Welding
Coupling Systems
Equipment
Appendix

Neptune™ 6000

Product Specifications

Application
For use on pressure washer machines with working pressures up to 6000 psi.

Construction
> Tube
Nitrile synthetic rubber
> Cover
Wrapped finish black oil-resistant synthetic rubber, ARPM Class B (Medium Oil Resistance)
> Reinforcement
Two braided steel wires

Temperature Range
-20˚F to 250˚F (-29˚C to 121˚C)

Packaging
500' reels, maximum 3 pieces, 50' increments, coupled lengths available

Branding
Example: Continental Neptune™ 6000 3/8" 6000 psi WP
Made in USA

Couplings
Refer to the Continental Industrial Hose Assembly Manual for crimp specifications.

READY 2 GO

Coupled assemblies available.

Order Codes
539-148 (gray)
539-149 (black)

Neptune™ 6000

SAP #		ID		Nom. OD		Max. WP		Weight	
Black	**Gray**	**in.**	**mm**	**in.**	**mm**	**psi**	**MPa**	**lb./ft.**	**kg/m**
20046112	20551519	3/8	9.5	0.69	17.5	6000	41.37	0.30	0.45

Hose design factor 4:1. Not recommended for steam service.

Air & Multipurpose
General Purpose
Heavy Duty
Push-on

Chemical Transfer

Cleaning Equipment

Food & Beverage Transfer

Food Washdown

Marine

Material Handling
Abrasives
Bulk Transfer
Cement & Concrete

Mining

Petroleum
Aircraft Fueling
Dispensing
Dock
Rig Supply
Transfer Discharge
Transfer S&D

Specialty

Steam

Vacuum

Water
Discharge
Suction & Discharge
Washdown
Garden

Welding

Coupling Systems

Equipment

Appendix

Air & Multipurpose
General Purpose
Heavy Duty
Push-on

Chemical Transfer

Cleaning Equipment

Food & Beverage Transfer

Food Washdown

Marine

Material Handling
Abrasives
Bulk Transfer
Cement & Concrete

Mining

Petroleum
Aircraft Fueling
Dispensing
Dock
Rig Supply
Transfer Discharge
Transfer S&D

Specialty

Steam

Vacuum

Water
Discharge
Suction & Discharge
Washdown
Garden

Welding

Coupling Systems

Equipment

Appendix

Neptune™ 4500

Product Specifications

Application
For use on pressure washer machines with working pressures up to 4500 psi.

Construction
> Tube
Nitrile synthetic rubber
> Cover
Smooth finish black or blue oil-resistant synthetic rubber, ARPM Class B (Medium Oil Resistance)
> Reinforcement
Two braided steel wires

Temperature Range
-20˚F to 250˚F (-29˚C to 121˚C)

Packaging
1/4"-3/8" – 500' reels, maximum 3 pieces, minimum of 50' lengths
1/2" – 500' reels, maximum 3 pieces, minimum of 50' lengths

Branding
Example: Continental Neptune™ 4500 3/8"
4500 psi WP Made in USA

Couplings
Use Continental pressure washer fittings with this product. See the Coupling Systems information pages at the back of the catalog for available sizes. Refer to Continental Industrial Hose Assembly Manual for crimp procedures.

READY 2 GO

Coupled assemblies available.

Order Codes
539-091 (black)
539-124 (blue)

Neptune™ 4500

SAP #		ID		Nom. OD		Max. WP		Weight	
Black	**Blue**	**in.**	**mm**	**in.**	**mm**	**psi**	**MPa**	**lb./ft.**	**kg/m**
	20069357	1/4	6.4	0.54	13.7	4500	31.03	0.20	0.30
20023741	20024005	3/8	9.5	0.69	17.5	4500	31.03	0.28	0.42
20023757		1/2	12.7	0.82	20.8	4500	31.03	0.35	0.52

Hose design factor 4:1. Not recommended for steam service.

Neptune™ 4001-R

Product Specifications

Application
Neptune™ 4001-R is for high-pressure washer equipment with working pressures up to 4000 psi.

Construction
> Tube
Nitrile synthetic rubber
> Cover
Smooth finish black, yellow, blue or gray oil-resistant synthetic rubber, ARPM Class B (Medium Oil Resistance)
> Reinforcement
One braided steel wire

Temperature Range
-20˚F to 250˚F (-29˚C to 121˚C)

Packaging
500' reels, maximum 3 pieces, 50' increments

Branding
Example: Continental Neptune™ 4001-R 3/8" 4000 psi WP Made in USA

Couplings
Use Continental pressure washing fittings with this product. See the Coupling Systems information pages at the back of the catalog for available sizes. Refer to Continental Industrial Hose Assembly Manual for crimp procedures.

READY 2 GO

Coupled assemblies available.

Order Codes
539-261 (black)
539-262 (gray)
539-265 (blue)
539-266 (yellow)

Neptune™ 4001-R

SAP #				ID		Nom. OD		Max. WP		Weight	
Black	**Yellow**	**Blue**	**Gray**	**in.**	**mm**	**in.**	**mm**	**psi**	**MPa**	**lb./ft.**	**kg/m**
20129270	20135601	20119564	20527217	3/8	9.5	0.69	17.5	4000	27.58	0.25	0.37

Hose design factor 4:1. Not recommended for steam service.

Air & Multipurpose
General Purpose
Heavy Duty
Push-on
Chemical Transfer
Cleaning Equipment
Food & Beverage Transfer
Food Washdown
Marine
Material Handling
Abrasives
Bulk Transfer
Cement & Concrete
Mining
Petroleum
Aircraft Fueling
Dispensing
Dock
Rig Supply
Transfer Discharge
Transfer S&D
Specialty
Steam
Vacuum
Water
Discharge
Suction & Discharge
Washdown
Garden
Welding
Coupling Systems
Equipment
Appendix

Air & Multipurpose
General Purpose
Heavy Duty
Push-on

Chemical Transfer

Cleaning Equipment

Food & Beverage Transfer

Food Washdown

Marine

Material Handling
Abrasives
Bulk Transfer
Cement & Concrete

Mining

Petroleum
Aircraft Fueling
Dispensing
Dock
Rig Supply
Transfer Discharge
Transfer S&D

Specialty

Steam

Vacuum

Water
Discharge
Suction & Discharge
Washdown
Garden

Welding

Coupling Systems

Equipment

Appendix

Neptune™ 3000

Product Specifications

Application
Neptune™ 3000 is for use on pressure washer machines with working pressures up to 3000 psi.

Construction
> Tube
Nitrile synthetic rubber
> Cover
Smooth finish black, blue, yellow or gray oil-resistant synthetic rubber, ARPM Class B (Medium Oil Resistance)
> Reinforcement
One braided steel wire

Temperature Range
-20˚F to 250˚F (-29˚C to 121˚C)

Packaging
500' reels, maximum 3 pieces, 50' increments

Branding
Example: Continental Neptune™ 3000 3/8" 3000 psi WP Made in USA

Couplings
Use Continental pressure washer fittings with this product. See the Coupling Systems information pages at the back of the catalog for available sizes. Refer to Continental Industrial Hose Assembly Manual for crimp procedures.

READY 2 GO

Coupled assemblies available.

Order Codes
539-085 (black)
539-089 (blue)
539-090 (gray)
539-104 (yellow)

Neptune™ 3000

SAP #				ID		Nom. OD		Max. WP		Weight	
Black	**Blue**	**Yellow**	**Gray**	**in.**	**mm**	**in.**	**mm**	**psi**	**MPa**	**lb./ft.**	**kg/m**
20023506	20023623	20155405	20023720	1/4	6.4	0.53	13.5	3000	20.69	0.15	0.22
20023518	20023638	20023949	20023726	3/8	9.5	0.69	17.5	3000	20.69	0.24	0.36
20023613	20023670	20023959	20216243	1/2	12.7	0.82	20.8	3000	20.69	0.32	0.48

Hose design factor 4:1. Not recommended for steam service.

Neptune™ 1500

Product Specifications

Application
Neptune™ 1500 is for pressure washer equipment, agricultural sprayers and high-pressure air lines.

Construction
> Tube
Nitrile synthetic rubber
> Cover
Smooth finish blue, gray, red, yellow or black oil-resistant synthetic rubber, ARPM Class B (Medium Oil Resistance)
> Reinforcement
One braided synthetic yarn up through 1/2"
Two braided synthetic yarn for 3/4"

Temperature Range
-20˚F to 210˚F (-29˚C to 99˚C)

Packaging
1/4"-5/16" – 550' to 750' reels, max 8 pieces, 25' minimum
3/8"-500' reels, max 3 pieces, 50' increments
1/2"-3/4" – 450' to 550' reels, max 5 pieces, 10' minimum

Branding
Example: Continental Neptune™ 1500 3/8"
1500 psi WP Made in USA

Couplings
Contact fitting manufacturer for proper fitting recommendation and coupling procedure.
READY 2 GO
Coupled assemblies available.

Order Codes
536-374 (blue)
536-387 (gray)
536-388 (black)
536-490 (yellow)

Neptune™ 1500

SAP #				ID		Nom. OD		Max. WP		Weight	
Blue	**Gray**	**Black**	**Yellow**	**in.**	**mm**	**in.**	**mm**	**psi**	**MPa**	**lb./ft.**	**kg/m**
20449806	20023093	20023102		1/4	6.4	0.59	15.0	1500	10.34	0.11	0.16
		20023106		5/16	7.9	0.69	17.5	1500	10.34	0.15	0.22
20142362	20023096	20023109	20029580	3/8	9.5	0.75	19.1	1500	10.34	0.18	0.27
20590578	20023099	20023116		1/2	12.7	0.84	21.3	1200	8.27	0.19	0.28

Hose design factor 4:1. Not recommended for steam service.

Neptune™ 1500 in 1/2" ID size is rated at a working pressure rating of 1200 psi. All other sizes listed above are rated at a working pressure of 1500 psi.

Air & Multipurpose
General Purpose
Heavy Duty
Push-on
Chemical Transfer
Cleaning Equipment
Food & Beverage Transfer
Food Washdown
Marine
Material Handling
Abrasives
Bulk Transfer
Cement & Concrete
Mining
Petroleum
Aircraft Fueling
Dispensing
Dock
Rig Supply
Transfer Discharge
Transfer S&D
Specialty
Steam
Vacuum
Water
Discharge
Suction & Discharge
Washdown
Garden
Welding
Coupling Systems
Equipment
Appendix

SpiraFlow®

Air & Multipurpose
General Purpose
Heavy Duty
Push-on

Chemical Transfer

Cleaning Equipment

Food & Beverage Transfer

Food Washdown

Marine

Material Handling
Abrasives
Bulk Transfer
Cement & Concrete

Mining

Petroleum
Aircraft Fueling
Dispensing
Dock
Rig Supply
Transfer Discharge
Transfer S&D

Specialty

Steam

Vacuum

Water
Discharge
Suction & Discharge
Washdown
Garden

Welding

Coupling Systems

Equipment

Appendix

Product Specifications

Application
SpiraFlow® is designed specifically for the pressure washer industry. A pressure washer hose that reduces the damming that can cause clean spots. Ideal for surface cleaning applications such as parking decks and lots; beef, dairy and poultry operations; gas stations; garages; and auto mechanic shops.

Construction
> Tube
Black nitrile synthetic rubber
> Cover
Grooved blue oil-resistant synthetic rubber, ARPM Class B (Medium/High Oil Resistance)
> Reinforcement
One braided steel wire

Temperature Range
-20˚F to 250˚F (-29˚C to 121˚C)

Packaging
500' reels, maximum 3 pieces, 50' increments, coupled lengths available.

Branding
Not branded

Couplings
Refer to the Continental Industrial Hose Assembly Manual for crimp specifications.

READY 2 GO

Coupled assemblies available.

Order Codes
539-186

SpiraFlow®

SAP #	ID		Nom. OD		Max. WP		Weight	
Blue	**in.**	**mm**	**in.**	**mm**	**psi**	**MPa**	**lb./ft.**	**kg/m**
20342128	3/8	9.53	0.78	19.69	4000	27.58	0.30	0.44

Hose design factor 4:1.

Whitewater®

Product Specifications

Application
Whitewater® is for use on either steam cleaner machines or combination steam cleaner/pressure washer machines.

Construction
> Tube
Pyrosyn® synthetic rubber
> Cover
Smooth finish black and red Chlorosulfonated Polyethylene synthetic rubber
> Reinforcement
One braided steel wire

Temperature Range
Handles hot water at 325˚F (163˚C) and 350 psi for steam cleaning service. Handles hot water at 250˚F (121˚C) and 3000 psi (2500 psi on 1/2") for pressure washer service.

Packaging
500' reels, maximum 3 pieces, 50' increments coupled lengths available

Branding
Example: Continental Whitewater® Pressure Washer 3000 psi at 250˚F (121°C) Steam Cleaner 350 psi at 325˚F (163˚C) Made in USA

Couplings
Refer to the Continental Industrial Hose Assembly Manual for crimp specifications.
READY 2 GO
Coupled assemblies available.

Order Codes
539-095 (black)
539-110 (red)

Whitewater® – Steam Cleaner Service – up to 325°F (163°C)

SAP #		Nom. ID		Nom. OD		Max. WP		Weight	
Black	**Red**	**in.**	**mm**	**in.**	**mm**	**psi**	**MPa**	**lb./ft.**	**kg/m**
20023806	20023984	3/8	9.50	0.69	17.50	350	2.40	0.23	0.34
20023820	20023987	1/2	12.70	0.83	21.20	350	2.40	0.31	0.46

Hose design factor 10:1.

Whitewater® – Pressure Washer Service – up to 250°F (121°C)

SAP #		Nom. ID		Nom. OD		Max. WP		Weight	
Black	**Red**	**in.**	**mm**	**in.**	**mm**	**psi**	**MPa**	**lb./ft.**	**kg/m**
20023806	20023984	3/8	9.50	0.69	17.50	3000	20.6	0.23	0.34
20023820	20023987	1/2	12.70	0.83	21.20	2500	16.9	0.31	0.46

Hose design factor 4:1. Not recommended for steam service.

Air & Multipurpose
General Purpose
Heavy Duty
Push-on
Chemical Transfer
Cleaning Equipment
Food & Beverage Transfer
Food Washdown
Marine
Material Handling
Abrasives
Bulk Transfer
Cement & Concrete
Mining
Petroleum
Aircraft Fueling
Dispensing
Dock
Rig Supply
Transfer Discharge
Transfer S&D
Specialty
Steam
Vacuum
Water
Discharge
Suction & Discharge
Washdown
Garden
Welding
Coupling Systems
Equipment
Appendix

Food & Beverage Transfer

Air & Multipurpose
General Purpose
Heavy Duty
Push-on

Chemical Transfer

Cleaning Equipment

Food & Beverage Transfer

Food Washdown

Marine

Material Handling
Abrasives
Bulk Transfer
Cement & Concrete

Mining

Petroleum
Aircraft Fueling
Dispensing
Dock
Rig Supply
Transfer Discharge
Transfer S&D

Specialty

Steam

Vacuum

Water
Discharge
Suction & Discharge
Washdown
Garden

Welding

Coupling Systems

Equipment

Appendix

	Page	Dry or Liquid	Temp. Range	Beer/ Wine	Dairy	Clear	Thermo-plastic	Rubber	3-A, FDA, USDA	NSF 61	Static Wire	Helical Wire
Blue Flour	86	Dry	-40˚F to 180˚F (-40˚C to 82˚C)					Yes	FDA		Yes	
Clearwater Flextra 200 NSF61	87	Liquid	-40˚F to 212˚F (-40˚C to 66˚C)					Yes	Yes	Yes		Yes
Clearwater Softwall 150 NSF61	88	Liquid	-40˚F to 212˚F (-40˚C to 66˚C)					Yes	Yes	Yes		
Collector	89	Liquid	-40˚F to 158˚F (-40˚C to 70˚C)		Yes			Yes	3-A, FDA			
Distillery 150	90	Liquid	-40˚F to 150˚F (-40˚C to 66˚C)	Yes				Yes	Yes		Yes	
Drinkline	91	Liquid	-40˚F to 220˚F (-40˚C to 104˚C)	Yes				Yes	Yes			
Exstatic	92	Dry	-25˚F to 180˚F (-32˚C to 82˚C)	Yes	Yes			Yes	Yes			Yes
ExtremeFlex Beverage Gray	93	Liquid	-30˚F to 220˚F (-34˚C to 104˚C)	Yes	Yes			Yes	Yes			Yes
ExtremeFlex Beverage Red	94	Liquid	-30˚F to 220˚F (-34˚C to 104˚C)	Yes	Yes			Yes	Yes			Yes
ExtremeFlex Food Grade	95	Both	-25˚F to 212˚F (-32˚C to 100˚C)		Yes			Yes	Yes			Yes
EZ Glide Wine	96	Liquid	-20˚F to 180˚F (-29˚C to 82˚C)	Yes				Yes	Yes			Yes
Gray Flextra LT	97	Both	-25˚F to 212˚F (-32˚C to 100˚C)	Yes	Yes			Yes	Yes			Yes
Gray Food	98	Both	-25˚F to 230˚F (-32˚C to 110˚C)		Yes			Yes	Yes			Yes
Harvest	99	Dry	-25˚F to 180˚F (-32˚C to 82˚C)					Yes	Yes			Yes
Lactopal	100	Liquid	-22˚F to 176˚F (-30˚C to 80˚C)		Yes			Yes	3-A, FDA			

Food & Beverage Transfer

	Page	Dry or Liquid	Temp. Range	Beer/ Wine	Dairy	Clear	Thermo-plastic	Rubber	3-A, FDA, USDA	NSF 61	Static Wire	Helical Wire
Nutriflex Static Wire	101	Both	-15˚F to 158˚F (-26˚C to 70˚C)	Yes	Yes	Yes	Yes		Yes	Yes	Yes	
Nutriflex Suction & Discharge	102	Both	-15˚F to 158˚F (-26˚C to 70˚C)	Yes	Yes	Yes	Yes		Yes	Yes		
Nutriflo Suction & Discharge	103	Both	-15˚F to 158˚F (-26˚C to 70˚C)	Yes	Yes	Yes	Yes		Yes	Yes		
Pliovic FG (FDA, 3-A)	104	Liquid	-10˚F to 158˚F (-23˚C to 70˚C)	Yes	Yes	Yes	Yes		Yes	Yes		
Potable Water	105	Liquid	-40˚F to 180˚F (-40˚C to 82˚C)					Yes	Yes			
Purple Snake	106	Liquid	-22˚F to 203˚F (-30˚C to 95˚C)					Yes	3-A, FDA			
Spirathane PT	107	Dry	0˚F to 158˚F (-18˚C to 70˚C)			Yes	Yes		FDA		Yes	
Tan Flextra	108	Dry	-40˚F to 180˚F (-40˚C to 82˚C)									Yes
Tan Softwall	109	Dry	-40˚F to 180˚F (-40˚C to 82˚C)					Yes	FDA		Yes	
Velocity Beverage Transfer	110	Liquid	-13˚F to 140˚F (-25˚C to 60˚C)	Yes	Yes	Yes	Yes		Yes	Yes		
Vintner Reserve 250 CB	111	Liquid	-30˚F to 220˚F (-34˚C to 104˚C)	Yes				Yes	Yes			
Vintner Reserve 250 EPDM	112	Liquid	-30˚F to 220˚F (-34˚C to 104˚C)	Yes				Yes	Yes			
Vintner Lite 150 EPDM	113	Liquid	-30˚F to 220˚F (-34˚C to 104˚C)	Yes				Yes	Yes			
White Flexwing	114	Both	-25˚F to 230˚F (-32˚C to 110˚C)		Yes			Yes	Yes			Yes

Air & Multipurpose
General Purpose
Heavy Duty
Push-on
Chemical Transfer
Cleaning Equipment
Food & Beverage Transfer
Food Washdown
Marine
Material Handling
Abrasives
Bulk Transfer
Cement & Concrete
Mining
Petroleum
Aircraft Fueling
Dispensing
Dock
Rig Supply
Transfer Discharge
Transfer S&D
Specialty
Steam
Vacuum
Water
Discharge
Suction & Discharge
Washdown
Garden
Welding
Coupling Systems
Equipment
Appendix

Blue Flour

Product Specifications

Application
Blue Flour is primarily for dry food transfer. Use it for tank truck or in-plant service. Hose is for discharge transfer of abrasive materials and dry foods such as flour, cake mixes, etc.

Construction
> Tube
3/16" gauge white Pureten™ (Meets FDA, USDA and 3-A Sanitary Standard 18-03 Certificate #3737)
> Cover
Blue SBR rubber (wrapped impression)
> Reinforcement
Spiral-plied synthetic fabric with two antistatic wires

Temperature Range
-40˚F to 180˚F (-40˚C to 82˚C)

Packaging
100' lengths, coiled and poly-wrapped

Branding (Spiral)
Example: Continental Blue Flour Discharge 150 psi FDA

Couplings
Contact fitting manufacturer for proper fitting recommendation and coupling procedure.

Order Codes
549-503

Blue Flour

SAP #	ID		Nom. OD		Max. WP		Weight	
Blue	in.	mm	in.	mm	psi	MPa	lb./ft.	kg/m
20019792	2	50.8	2.68	68.1	150	1.03	1.39	2.07
20019794	3	76.2	3.69	93.7	150	1.03	2.02	3.01
20019795	4	101.6	4.71	119.6	150	1.03	2.63	3.91
20019796	5	127.0	5.72	145.3	150	1.03	3.27	4.87

Hose design factor 4:1. For Continental food hose compliance information, see Appendix C.

Air & Multipurpose
General Purpose
Heavy Duty
Push-on
Chemical Transfer
Cleaning Equipment
Food & Beverage Transfer
Food Washdown
Marine
Material Handling
Abrasives
Bulk Transfer
Cement & Concrete
Mining
Petroleum
Aircraft Fueling
Dispensing
Dock
Rig Supply
Transfer Discharge
Transfer S&D
Specialty
Steam
Vacuum
Water
Discharge
Suction & Discharge
Washdown
Garden
Welding
Coupling Systems
Equipment
Appendix

Clearwater Flextra 200 NSF61

NEW

NSF

Product Specifications

Application
Clearwater is an NSF/ANSI/CAN 61 certified (Certificate #C0454763) suction hose suitable for handling drinking water for domestic and industrial purposes. Selected applications include camping and caravanning, catering, beverage and food industry, disaster control, hospitals, airports, municipal emergency water supply, outdoor events, public festivals, road construction and contruction sites.

It is available as a discharge hose (Clearwater Softwall 150 NSF61, 542-872) and as a suction hose (Clearwater Flextra 200 NSF61, 542-868).

Construction
> Tube
Transparent, absolutely neutral to taste and odor, PE material; compliant to 3-A, FDA and USDA
> Cover
Corrugated blue EPDM with wrapped impression; resistant to ozone, weather and UV
> Reinforcement
Synthetic spiral-plied fabric with double helix wire

Temperature Range
-40˚F to 212˚F (-40˚C to 66˚C)

Packaging
Coiled and wrapped

Branding
Continental Clearwater Flextra Potable Water 200 PSI WP NSF/3-A/FDA/USDA Made in Canada

Couplings
Contact fitting manufacturer for proper fitting recommendation and coupling procedure.

Order Codes
549-868

Clearwater Flextra 200 NSF61

SAP #	ID		Nom. OD		Max. WP		Bend Radius		Vacuum HG		Weight	
	in.	mm	in.	mm	psi	MPa	in.	mm	in.	mm	lb./ft.	kg/m
21053449	3/4	19.1	1.264	32.1	200	1.38	3.0	76	29	737	0.53	0.792
21053480	1	25.4	1.520	38.6	200	1.38	4.0	102	29	737	0.69	1.026
21053481	11/4	31.8	1.768	44.9	200	1.38	4.5	114	29	737	0.82	1.226
21053482	11/2	38.1	2.016	51.2	200	1.38	5.0	127	29	737	0.96	1.427
21053483	2	50.8	2.531	64.3	200	1.38	6.0	152	29	737	1.25	1.854
21053484	21/2	63.5	3.063	77.8	200	1.38	7.5	191	29	737	1.67	2.481
21053485	3	76.2	3.610	91.7	200	1.38	9.0	229	29	737	2.15	3.197
21053486	4	101.6	4.662	117.4	200	1.38	12.0	305	29	737	2.82	4.202

Hose design factor 4:1.

Air & Multipurpose
General Purpose
Heavy Duty
Push-on
Chemical Transfer
Cleaning Equipment
Food & Beverage Transfer
Food Washdown
Marine
Material Handling
Abrasives
Bulk Transfer
Cement & Concrete
Mining
Petroleum
Aircraft Fueling
Dispensing
Dock
Rig Supply
Transfer Discharge
Transfer S&D
Specialty
Steam
Vacuum
Water
Discharge
Suction & Discharge
Washdown
Garden
Welding
Coupling Systems
Equipment
Appendix

Clearwater Softwall 150 NSF61

NEW

NSF

Air & Multipurpose
General Purpose
Heavy Duty
Push-on

Chemical Transfer

Cleaning Equipment

Food & Beverage Transfer
Food Washdown

Marine

Material Handling
Abrasives
Bulk Transfer
Cement & Concrete

Mining

Petroleum
Aircraft Fueling
Dispensing
Dock
Rig Supply
Transfer Discharge
Transfer S&D

Specialty

Steam

Vacuum

Water
Discharge
Suction & Discharge
Washdown
Garden

Welding

Coupling Systems

Equipment

Appendix

Product Specifications

Application
Clearwater is an NSF/ANSI/CAN 61 certified (Certificate #C0454763) discharge hose suitable for handling drinking water for domestic and industrial purposes. Selected applications include camping and caravanning, catering, beverage and food industry, disaster control, hospitals, airports, municipal emergency water supply, outdoor events, public festivals, road construction and contruction sites.

It is available as a discharge hose (Clearwater Softwall 150 NSF61, 542-872) and as a suction hose (Clearwater Flextra 200 NSF61, 542-868).

Construction
> Tube
Transparent, absolutely neutral to taste and odor, PE material; compliant to 3-A, FDA and USDA
> Cover
Smooth blue EPDM with wrapped impression; resistant to ozone, weather and UV
> Reinforcement
Synthetic spiral-plied fabric

Temperature Range
-40˚F to 212˚F (-40˚C to 66˚C)

Packaging
Coiled and wrapped

Branding
Continental Clearwater Softwall Potable Water 150 PSI WP NSF/3-A/FDA/USDA Made in Canada

Couplings
Contact fitting manufacturer for proper fitting recommendation and coupling procedure.

Order Codes
549-872

Clearwater Softwall 150 NSF61

SAP #	ID		Nom. OD		Max. WP		Weight	
	in.	mm	in.	mm	psi	MPa	lb./ft.	kg/m
21053669	3/4	19.1	1.094	27.8	150	1.03	0.30	0.440
21053710	1	25.4	1.346	34.2	150	1.03	0.38	0.559
21053711	11/4	31.8	1.594	40.5	150	1.03	0.46	0.677
21053712	11/2	38.1	1.846	46.9	150	1.03	0.53	0.795
21053713	2	50.8	2.362	60.0	150	1.03	0.73	1.086
21053714	21/2	63.5	2.862	72.7	150	1.03	0.90	1.333
21053715	3	76.2	3.386	86.0	150	1.03	1.15	1.710
21053716	4	101.6	4.386	114.4	150	1.03	1.03	1.510

Hose design factor 4:1.

Collector®

NEW

Product Specifications

Application
Collector® is primarily for liquid transfer. It is the ideal high-quality hose for the reliable and safe use with milk collecting trucks. Its white lining made from natural rubber is absolutely neutral to taste and odor, resistant to raw milk as well as to commonly used cleaning products. The reinforcements with just one steel wire helix allow a pressure of 6 bar.

The very high flexibility of the hose makes it easy to handle. The NR cover is resistant to abrasion, UV and ozone. Collector® meets the recommendation XXI of BfR and is FDA compliant. Collector® is manufactured to European standards.

Construction
> Tube
Natural rubber (NR), white, FDA compliant and meets the recommendation XXI of BfR
> Cover
NR, blue, resistant to ozone, weather and abrasion
> Reinforcement
Synthetic fibers with steel wire helix

Temperature Range
-40˚F to 158˚F (-40˚C to 70˚C)

Branding
Two parallel, spirally applied red stripes, interrupted by the word "Collector" on blue cover

Collector®

SAP #	ID		Nom. OD		Max. WP		Bend Radius		Length	Vacuum HG		Weight	
	in.	mm	in.	mm	psi	MPa	in.	mm	ft.	in.	mm	lb./ft.	kg/m
20836389	1 1/2	38.1	1 15/16	49	87	0.6	3	76	131	21	532	0.81	1.20
20836390	1 9/16	39.7	2	51	87	0.6	3 1/8	80	131	21	532	0.87	1.30
20836391	1 3/4	44.5	2 3/16	56	87	0.6	3 9/16	90	131	21	532	0.94	1.40
20836392	2	50.8	2 3/8	61	87	0.6	3 15/16	100	100	21	532	1.01	1.50
20836393	2 1/8	54.0	2 1/2	64	87	0.6	4 3/16	106	131	21	532	1.08	1.60
20836394	2 1/2	63.5	3	75	87	0.6	4 15/16	126	131	12	304	1.48	2.20
20836395	2 5/8	66.7	3 1/8	79	87	0.6	5 1/2	140	131	12	304	1.68	2.50
20836396	3	76.2	3 1/2	89	87	0.6	6 11/16	170	100	12	304	2.02	3.00
20836397	4	101.6	4 9/16	116	87	0.6	9 13/16	250	100	12	304	3.06	4.55

Hose design factor 3:1.

Air & Multipurpose
General Purpose
Heavy Duty
Push-on
Chemical Transfer
Cleaning Equipment
Food & Beverage Transfer
Food Washdown
Marine
Material Handling
Abrasives
Bulk Transfer
Cement & Concrete
Mining
Petroleum
Aircraft Fueling
Dispensing
Dock
Rig Supply
Transfer Discharge
Transfer S&D
Specialty
Steam
Vacuum
Water
Discharge
Suction & Discharge
Washdown
Garden
Welding
Coupling Systems
Equipment
Appendix

Distillery 150

Product Specifications

Application
Distillery 150 is primarily for liquid transfer. It is used to transfer high proof alcohol and other liquids (ex. whiskey, vodka) up to 100% per volume maximum alcohol concentrate.

Construction
> Tube
UHMWPE (FDA/USDA compliant and conforms to 3-A Sanitary Standard 18-03)
> Cover
Corrugated gray EPDM (wrapped impression)
> Reinforcement
Spiral-plied fabric with double galvanized wire helix

Temperature Range
-40˚F to 150˚F (-40˚C to 66˚C)

Maximum Alcohol Concentrate
100% pure volume

Branding
Continental Distillery 150 psi WP FDA 3-A & USDA Made in Canada (3/4" transfer tape with white backing with green lettering)

Order Codes
549-683

Distillery 150

SAP #	ID		Nom. OD		Max. WP		Bend Radius		Vacuum HG		Weight	
	in.	mm	in.	mm	psi	MPa	in.	mm	in.	mm	lb./ft.	kg/m
21104006	3/4	19.05	1.13	28.9	150	1.03	3	76	29	737	0.60	0.89
20866181	1	25.4	1.38	35.2	150	1.03	4	102	29	737	0.76	1.12
20866182	1 1/2	38.1	1.92	48.8	150	1.03	5	127	29	737	1.16	1.72
20866183	2	50.8	2.46	62.7	150	1.03	6	152	29	737	1.63	2.41
20866184	3	76.2	3.49	88.7	150	1.03	9	229	29	737	2.65	3.92
20866185	4	101.6	4.52	114.8	150	1.03	12	305	29	737	3.63	5.37

Hose design factor 4:1.

Air & Multipurpose
General Purpose
Heavy Duty
Push-on
Chemical Transfer
Cleaning Equipment
Food & Beverage Transfer
Food Washdown
Marine
Material Handling
Abrasives
Bulk Transfer
Cement & Concrete
Mining
Petroleum
Aircraft Fueling
Dispensing
Dock
Rig Supply
Transfer Discharge
Transfer S&D
Specialty
Steam
Vacuum
Water
Discharge
Suction & Discharge
Washdown
Garden
Welding
Coupling Systems
Equipment
Appendix

Drinkline®

Product Specifications

Application
Drinkline® is primarily for liquid transfer. It is a quality discharge hose designed specifically for the highly demanding service of transferring non-oily liquid products in wineries and breweries.

Construction
> Tube
Chlorobutyl rubber (Meets FDA, USDA and 3-A Sanitary Standard 18-03 Certificate #3737)
> Cover
Red EPDM with a white spiral stripe (wrapped impression)
> Reinforcement
Multiple spiral-plied synthetic fabric

Temperature Range
-40˚F to 220˚F (-40˚C to 104˚C)

Packaging
100' lengths, coiled and poly-wrapped

Branding (Spiral)
Example: Continental Drinkline® 250 psi FDA 3-A USDA

Couplings
Refer to the Continental Industrial Hose Assembly Manual for crimp specifications.

Order Codes
549-380

Drinkline®

SAP #	ID		Nom. OD		Max. WP		Vacuum HG		Weight	
	in.	mm	in.	mm	psi	MPa	in.	mm	lb./ft.	kg/m
20990708	3/4	19.1	1.319	33.50	250	1.72	20	508	0.45	0.670
20990709	1	25.4	1.598	40.60	250	1.72	20	508	0.62	0.923
20991440	1 1/4	31.8	1.862	47.30	250	1.72	20	508	0.74	1.101
20991441	1 1/2	38.1	2.114	53.70	250	1.72	20	508	0.88	1.310
20991442	2	50.8	2.772	70.40	250	1.72	20	508	1.46	2.173
20991443	2 1/2	63.5	3.346	85.00	250	1.72	20	508	2.01	2.991
20991444	3	76.2	3.846	97.70	250	1.72	20	508	2.34	3.482
20991445	4	101.6	4.846	123.10	250	1.72	20	508	3.03	4.509

Air & Multipurpose
General Purpose
Heavy Duty
Push-on
Chemical Transfer
Cleaning Equipment
Food & Beverage Transfer
Food Washdown
Marine
Material Handling
Abrasives
Bulk Transfer
Cement & Concrete
Mining
Petroleum
Aircraft Fueling
Dispensing
Dock
Rig Supply
Transfer Discharge
Transfer S&D
Specialty
Steam
Vacuum
Water
Discharge
Suction & Discharge
Washdown
Garden
Welding
Coupling Systems
Equipment
Appendix

Exstatic®

Air & Multipurpose
General Purpose
Heavy Duty
Push-on

Chemical Transfer

Cleaning Equipment

Food & Beverage Transfer
Food Washdown

Marine

Material Handling
Abrasives
Bulk Transfer
Cement & Concrete

Mining

Petroleum
Aircraft Fueling
Dispensing
Dock
Rig Supply
Transfer Discharge
Transfer S&D

Specialty

Steam

Vacuum

Water
Discharge
Suction & Discharge
Washdown
Garden

Welding

Coupling Systems

Equipment

Appendix

Product Specifications

Application
Exstatic® hose is primarily for dry food transfer. Use it for tank truck and/or in-plant transfer of dry, bulk foodstuffs where there is a potential for electrical static buildup.

Construction
> Tube
UHMWPE (FDA/USDA compliant and conforms to 3-A Sanitary Standard 18-03)
> Cover
Blue SBR synthetic rubber corrugated/spiral transfer stripe (wrapped impression)
> Reinforcement
Spiral-plied synthetic fabric with double wire helix

Temperature Range
-25˚F to 180˚F (-32˚C to 82˚C)

Packaging
100' lengths, coiled and poly-wrapped

Branding (Spiral)
Example: Continental Plicord® Exstatic® FDA Dry Material Handling 150 psi

Couplings
Refer to the Continental Industrial Hose Assembly Manual for crimp specifications.

Order Codes
549-608

Exstatic®

SAP #	ID		Nom. OD		Max. WP		Bend Radius		Vacuum HG		Weight	
Blue	**in.**	**mm**	**in.**	**mm**	**psi**	**MPa**	**in.**	**mm**	**in.**	**mm**	**lb./ft.**	**kg/m**
20019899	2	50.8	2.50	63.5	150	1.03	8	203	29	737	1.07	1.59
20019901	3	76.2	3.56	90.4	150	1.03	12	305	29	737	1.83	2.72
20019904	4	101.6	4.59	116.6	150	1.03	16	406	29	737	2.49	3.71
20019905	5	127.0	5.67	144.0	150	1.03	20	508	29	737	3.69	5.49

Hose design factor 4:1. For Continental food hose compliance information, see Appendix C.

ExtremeFlex™ Beverage Gray

Product Specifications

Application
ExtremeFlex™ Beverage is primarily for liquid transfer. Use it at beer, wine, distillery and beverage (edible liquid) transfer processing facilities. It is ideal for applications requiring flexibile and/or tight bend connections.

Construction
> Tube
White chlorobutyl
> Cover
Corrugated gray Chemivic (wrapped impression)
> Reinforcement
Spiral-plied fabric with double galvanized helix wire

Temperature Range
-30˚F to 220˚F (-34˚C to 104˚C)

Couplings
Tri-clamp or sanitary ends are typically used with this hose. Refer to the Continental Industrial Hose Assembly Manual for crimp specifications.

Order Codes
549-004 (red Microban®)
549-603 (gray)

ExtremeFlex™ Beverage Gray

SAP #	ID		Nom. OD		Max. WP		Bend Radius		Vacuum HG @ 72°F		Weight	
	in.	mm	in.	mm	psi	MPa	in.	mm	in.	mm	lb./ft.	kg/m
20762678	1	25.4	1.56	39.7	250	1.72	1.5	38	29	737	0.73	1.09
20762679	1½	38.1	2.02	51.3	250	1.72	2.3	57	29	737	0.92	1.38
20762751	2	50.8	2.53	64.2	250	1.72	3.0	76	29	737	1.20	1.79
20762752	3	76.2	3.59	91.2	200	1.38	4.5	114	29	737	2.02	3.01
20762753	4	101.6	4.60	116.8	150	1.03	6.0	152	29	737	2.76	4.11

Hose design factor 4:1.

Air & Multipurpose
General Purpose
Heavy Duty
Push-on
Chemical Transfer
Cleaning Equipment
Food & Beverage Transfer
Food Washdown
Marine
Material Handling
Abrasives
Bulk Transfer
Cement & Concrete
Mining
Petroleum
Aircraft Fueling
Dispensing
Dock
Rig Supply
Transfer Discharge
Transfer S&D
Specialty
Steam
Vacuum
Water
Discharge
Suction & Discharge
Washdown
Garden
Welding
Coupling Systems
Equipment
Appendix

Air & Multipurpose
General Purpose
Heavy Duty
Push-on
Chemical Transfer
Cleaning Equipment
Food & Beverage Transfer
Food Washdown
Marine
Material Handling
Abrasives
Bulk Transfer
Cement & Concrete
Mining
Petroleum
Aircraft Fueling
Dispensing
Dock
Rig Supply
Transfer Discharge
Transfer S&D
Specialty
Steam
Vacuum
Water
Discharge
Suction & Discharge
Washdown
Garden
Welding
Coupling Systems
Equipment
Appendix

ExtremeFlex™ Beverage Red with EZ Clean Cover

Product Specifications

Application
ExtremeFlex™ Beverage Red with EZ Clean Cover is primarily for liquid transfer. Use it at beer, wine, distillery and beverage (edible liquid) transfer processing facilities. It is ideal for applications requiring flexibile and/or tight bend connections.

Construction
> Tube
White chlorobutyl (Meets FDA, USDA and 3-A Sanitary Standard 18-03 Certificate #3737)
>Cover
New corrugated red EZ Clean UHMWPE cover (semi-smooth finish)
>Reinforcement
Spiral-plied fabric with double galvanized helix wire

Temperature Range
-30˚F to 220˚F (-34˚C to 104˚C)

Couplings
Tri-clamp or sanitary ends are typically used with this hose. Refer to the Continental Industrial Hose Assembly Manual for crimp specifications.

Order Codes
549-605

ExtremeFlex™ Beverage Red

SAP #	ID		Nom. OD		Max. WP		Bend Radius		Vacuum HG @ 72°F		Weight	
	in.	mm	in.	mm	psi	MPa	in.	mm	in.	mm	lb./ft.	kg/m
20776605	1	25.4	1.52	38.7	250	1.72	2	51	29	737	0.65	0.96
20762754	1½	38.1	2.03	51.6	250	1.72	3	76	29	737	0.93	1.38
20752524	2	50.8	2.54	64.5	250	1.72	4	102	29	737	1.21	1.80
20762758	3	76.2	3.60	91.5	200	1.38	6	152	29	737	2.03	3.02
20762760	4	101.6	4.61	117	150	1.03	8	203	29	737	2.77	4.12

Hose design factor 4:1.

ExtremeFlex™ Food Grade

Product Specifications

Application
ExtremeFlex™ Food Grade is for both dry food transfer and liquid transfer. It is a high-tech, flexible corrugated hose with pretzel-like agility and proven performance. Best of all, it is available at a non-corrugated price, making it a great value. With ExtremeFlex™, there's even more to appreciate:

> **Flexible Handling**: Easier to move in and out of tight spaces and around sharp corners.
> **Lightweight:** Easier to lift and carry, so there are fewer workplace injuries.
> **Lower Force to Bend:** Easier to connect and disconnect, keeping productivity high.

Construction
> Tube
White Chemivic synthetic rubber (Meets FDA, USDA and 3-A Sanitary Standard 18-03 Certificate #3737)
> Cover
White or gray Chemivic corrugated synthetic rubber (wrapped impression)
> Reinforcement
Spiral-plied synthetic fabric with galvanized wire helix

Temperature Range
-25°F to 212˚F (-32˚C to 100˚C)

Packaging
Coiled and poly-wrapped

Branding (Spiral)
Continental ExtremeFlex™ Food Grade 150 psi WP

Couplings
Refer to the Continental Industrial Hose Assembly Manual for crimp specifications.

Non-Stock/Sizes
400' minimum order

Order Codes
549-164 (gray)
549-462 (white)
549-707 (red)

ExtremeFlex™ Food Grade

SAP #		ID		Nom. OD		Max. WP		Bend Radius		Vacuum HG		Weight	
White	Gray	in.	mm	in.	mm	psi	MPa	in.	mm	in.	mm	lb./ft.	kg/m
20607375		1	25.4	1.45	36.9	150	1.03	1	25	29	737	0.61	0.91
20607376		1 1/4	31.8	1.65	42.0	150	1.03	1.25	32	29	737	0.64	0.95
20656565	20524205	1 1/2	38.1	1.94	49.3	150	1.03	1.5	38	29	737	0.81	1.21
20478040	20483718	2	51.2	2.44	62.0	150	1.03	2	51	29	737	1.05	1.56
20478043	20483781	3	76.1	3.56	90.5	150	1.03	3	76	29	737	2.07	3.08
20478044	20483782	4	102.1	4.59	116.6	150	1.03	4	102	29	737	2.92	4.35

Hose design factor 4:1. For Continental food hose compliance information, see Appendix C.

V-WING SERIES
FLEXIBLE • LIGHTWEIGHT • DURABLE

Air & Multipurpose
General Purpose
Heavy Duty
Push-on
Chemical Transfer
Cleaning Equipment
Food & Beverage Transfer
Food Washdown
Marine
Material Handling
Abrasives
Bulk Transfer
Cement & Concrete
Mining
Petroleum
Aircraft Fueling
Dispensing
Dock
Rig Supply
Transfer Discharge
Transfer S&D
Specialty
Steam
Vacuum
Water
Discharge
Suction & Discharge
Washdown
Garden
Welding
Coupling Systems
Equipment
Appendix

Air & Multipurpose
General Purpose
Heavy Duty
Push-on

Chemical Transfer

Cleaning Equipment

Food & Beverage Transfer

Food Washdown

Marine

Material Handling
Abrasives
Bulk Transfer
Cement & Concrete

Mining

Petroleum
Aircraft Fueling
Dispensing
Dock
Rig Supply
Transfer Discharge
Transfer S&D

Specialty

Steam

Vacuum

Water
Discharge
Suction & Discharge
Washdown
Garden

Welding

Coupling Systems

Equipment

Appendix

EZ Glide Wine™

Product Specifications

Application
EZ Glide Wine™ is primarily for liquid transfer. It is a quality, nontoxic hose for handling wine, potable water and other non-oily liquid food products where the hose must meet FDA requirements. It can be used for discharge service and suction service up to 20" HG vacuum at ambient temperature.

Construction
> Tube
White chlorobutyl rubber (Meets FDA, USDA and 3-A Sanitary Standard 18-03 Certificate #3737)
> Cover
Gray Chemivic rubber and green outer helix
> Reinforcement
Synthetic fabric plies

Temperature Range
-20˚F to 180˚F (-29˚C to 82˚C)
Maximum 200˚F (93˚C) for cleaning purposes only

Branding (Spiral)
Example: Continental EZ Glide Wine™ Hose

Couplings
Refer to the Continental Industrial Hose Assembly Manual for crimp specifications.

Order Codes
549-646

EZ Glide Wine™

SAP #	ID		Nom. OD		Max. WP		Bend Radius		Vacuum HG		Weight	
Gray	in.	mm	in.	mm	psi	MPa	in.	mm	in.	mm	lb./ft.	kg/m
20829361	1½	38.1	2.06	52.4	150	1	3	76	20	508	0.93	1.38
20829362	2	50.8	2.59	65.9	150	1	3	76	20	508	1.22	1.88
20829262	3	76.2	3.61	91.7	150	1	5	127	20	508	1.85	2.74

Hose design factor 4:1.

Gray Flextra® LT

Product Specifications

Application
Gray Flextra® LT is for both dry food transfer and liquid transfer. It is a lightweight, highly flexible hose used for transferring edibles in gravity flow, pressure or suction service. Larger ID sizes (5" and 6") applicable as "must" hoses in the wine industry.

Construction
> Tube
White Chemivic (Meets FDA, USDA and 3-A Sanitary Standard 18-03 Certificate #3737)
> Cover
Gray Chemivic (corrugated, wrapped impression)
> Reinforcement
Synthetic textile fabric plies and two galvanized wire helix

Temperature Range
-25˚F to 212˚F (-32˚C to 100˚C)

Packaging
Coiled, polyethylene wrapped and bagel-packed

Branding (Spiral)
Example: Continental Gray Flextra® LT 150 psi WP FDA 3-A USDA

Couplings
Refer to the Continental Industrial Hose Assembly Manual for crimp specifications.

Order Codes
549-357 (1 ½" – 6")
541-357 (8")

Gray Flextra® LT

SAP #	ID		Nom. OD		Max. WP		Bend Radius		Vacuum HG		Weight	
Gray	in.	mm	in.	mm	psi	MPa	in.	mm	in.	mm	lb./ft.	kg/m
20155751	1½	38.1	1.92	48.8	150	1.03	3	64	29	737	0.77	1.15
20134015	2	50.8	2.44	62.0	150	1.03	3	76	29	737	1.00	1.49
20313545	2½	63.5	3.00	76.2	150	1.03	5	127	29	737	1.46	2.17
20070367	3	76.2	3.51	89.2	150	1.03	6	140	29	737	1.95	2.90
20131039	4	101.6	4.55	115.6	150	1.03	7	191	29	737	2.59	3.85
20129912	5	127.0	5.66	143.8	150	1.03	12	305	29	737	3.84	5.71
20129913	6	152.4	6.66	169.2	150	1.03	17	432	29	737	4.55	6.77

Hose design factor 4:1. For Continental food hose compliance information, see Appendix C.

Air & Multipurpose
General Purpose
Heavy Duty
Push-on
Chemical Transfer
Cleaning Equipment
Food & Beverage Transfer
Food Washdown
Marine
Material Handling
Abrasives
Bulk Transfer
Cement & Concrete
Mining
Petroleum
Aircraft Fueling
Dispensing
Dock
Rig Supply
Transfer Discharge
Transfer S&D
Specialty
Steam
Vacuum
Water
Discharge
Suction & Discharge
Washdown
Garden
Welding
Coupling Systems
Equipment
Appendix

Air & Multipurpose
General Purpose
Heavy Duty
Push-on

Chemical Transfer

Cleaning Equipment

Food & Beverage Transfer
Food Washdown

Marine

Material Handling
Abrasives
Bulk Transfer
Cement & Concrete

Mining

Petroleum
Aircraft Fueling
Dispensing
Dock
Rig Supply
Transfer Discharge
Transfer S&D

Specialty

Steam

Vacuum

Water
Discharge
Suction & Discharge
Washdown
Garden

Welding

Coupling Systems

Equipment

Appendix

Gray Food

Product Specifications

Application
Gray Food is for both dry food transfer and liquid transfer. It is a flexible hose for gravity flow, pressure, or suction service transferring edibles from tank truck and in-plant service.

Construction
> Tube
White Chemivic synthetic rubber (Meets FDA, USDA and 3-A Sanitary Standard 18-03 Certificate #3737)
> Cover
Gray Chemivic synthetic rubber (wrapped impression)
> Reinforcement
Spiral-plied synthetic fabric with galvanized wire helix

Temperature Range
-25˚F to 230˚F (-32˚C to 110˚C)

Packaging
100' lengths, coiled and poly-wrapped

Branding (Spiral)
Example: Continental Gray Food 150 psi FDA 3-A USDA

Couplings
Refer to the Continental Industrial Hose Assembly Manual for crimp specifications.

Order Codes
549-834

Gray Food

SAP #	ID		Nom. OD		Max. WP		Bend Radius		Vacuum HG		Weight	
Gray	in.	mm	in.	mm	psi	MPa	in.	mm	in.	mm	lb./ft.	kg/m
20020211	1	25.4	1.45	36.7	150	1.03	3	75	29	737	0.58	0.86
20020212	1½	38.1	1.97	50.0	150	1.03	4	102	29	737	0.85	1.26
20020214	2	50.8	2.59	65.8	150	1.03	5	114	29	737	1.42	2.11
20020216	2½	63.5	3.09	78.5	150	1.03	6	152	29	737	1.77	2.63
20020217	3	76.2	3.59	91.2	150	1.03	7	178	29	737	2.10	3.13
20020219	4	101.6	4.68	118.9	150	1.03	10	254	29	737	3.19	4.75

Hose design factor 4:1. For Continental food hose compliance information, see Appendix C.

Harvest®

Product Specifications

Application
Harvest® is primarily for dry food transfer. Use it for tank truck and/or in-plant applications for the transfer of dry, non-oily bulk foodstuffs.

Construction
> Tube
FDA, White Pureten™ (natural rubber) (Meets FDA, USDA and 3-A Sanitary Standard 18-03 Certificate #3737)
> Cover
Gray EPDM synthetic rubber corrugated/orange branding tape (wrapped impression)
> Reinforcement
Spiral-plied synthetic fabric with double galvanized wire helix

Temperature Range
-25˚F to 180˚F (-32˚C to 82˚C)

Packaging
100' lengths, coiled and poly-wrapped

Branding (Spiral)
Example: Continental Harvest® 150 psi WP FDA USDA

Couplings
Refer to the Continental Industrial Hose Assembly Manual for crimp specifications.

Order Codes
549-627

Harvest®

SAP #	ID		Nom. OD		Max. WP		Bend Radius		Vacuum HG		Weight	
Gray	in.	mm	in.	mm	psi	MPa	in.	mm	in.	mm	lb./ft.	kg/m
20019927	2	50.8	2.73	69.3	150	1.03	5	127	29	737	1.57	2.34
20019928	3	76.2	3.74	95.0	150	1.03	7	178	29	737	2.32	3.45
20019929	4	101.6	4.78	121.4	150	1.03	10	254	29	737	3.44	5.12
20019930	5	127.0	5.91	150.1	150	1.03	15	381	29	737	4.76	7.08

Hose design factor 4:1. For Continental food hose compliance information, see Appendix C.

Air & Multipurpose
General Purpose
Heavy Duty
Push-on
Chemical Transfer
Cleaning Equipment
Food & Beverage Transfer
Food Washdown
Marine
Material Handling
Abrasives
Bulk Transfer
Cement & Concrete
Mining
Petroleum
Aircraft Fueling
Dispensing
Dock
Rig Supply
Transfer Discharge
Transfer S&D
Specialty
Steam
Vacuum
Water
Discharge
Suction & Discharge
Washdown
Garden
Welding
Coupling Systems
Equipment
Appendix

Air & Multipurpose
General Purpose
Heavy Duty
Push-on

Chemical Transfer

Cleaning Equipment

Food & Beverage Transfer
Food Washdown

Marine

Material Handling
Abrasives
Bulk Transfer
Cement & Concrete

Mining

Petroleum
Aircraft Fueling
Dispensing
Dock
Rig Supply
Transfer Discharge
Transfer S&D

Specialty

Steam

Vacuum

Water
Discharge
Suction & Discharge
Washdown
Garden

Welding

Coupling Systems

Equipment

Appendix

Lactopal®

NEW

Product Specifications

Application
Lactopal® is primarily for liquid transfer. It is a multi-purpose, high-class hose for the food, pharmaceutical and cosmeticc industry. The white lining, resistant to fatty and oily products, is homogeneous, smooth and neutral to taste and odor. It is resistant to commonly used cleaning and disinfecting products. Specially developed for rough working conditions, Lactopal® is robust, ensuring dimensional stability and resists running-over by trucks. This hose is manufactured to European standards.

Construction
> Tube
White, homogeneous and non-porous nitrile lining, absolutely neutral to taste and odor. FDA compliant and meets the recommendation XXI of BfR.
> Cover
Patterned blue fabric nitrile cover, resistant to ozone, weather, UV and abrasion
> Reinforcement
Synthetic fibers

Temperature Range
-22˚F to 176˚F (-30˚C to 80˚C)

Branding
Red spiral with an integrated wavy line interrupted by the words "Continental Lactopal® FDA glass/fork symbol BfR EG 1935/2004 2023/2006 Made in Germany" on blue cover, spirally applied

Lactopal®

SAP #	ID		Nom. OD		Max. WP		Bend Radius		Length	Vacuum HG		Weight	
	in.	mm	in.	mm	psi	MPa	in.	mm	ft.	in.	mm	lb./ft.	kg/m
20836414	1/2	12.7	13/16	21	232	1.6	3 1/8	80	131	17.7	456	0.19	0.28
20836415	5/8	15.9	15/16	24	232	1.6	3 15/16	100	131	17.7	456	0.22	0.32
20836416	3/4	19.1	1 1/8	29	232	1.6	4 1/2	115	131	17.7	456	0.34	0.50
20836417	1	25.4	1 7/16	37	232	1.6	5 15/16	150	131	14.7	380	0.54	0.8
20836418	1 1/4	31.8	1 7/8	48	232	1.6	7 11/16	195	131	14.7	380	0.94	1.40
20836419	1 1/2	38.1	2 3/16	56	232	1.6	9 1/16	230	131	14.7	380	1.14	1.70
20836420	1 9/16	39.7	2 1/4	58	232	1.6	9 7/16	240	131	14.7	380	1.28	1.90
20836421	2	50.8	2 3/4	70	232	1.6	11 13/16	300	100	11.8	304	1.84	2.70
20836422	2 3/8	60.3	3 1/8	80	232	1.6	16 9/16	420	131	11.8	304	2.02	3.00
20836423	2 5/8	66.7	3 1/2	89	232	1.6	17 15/16	455	131	11.8	304	2.55	3.80
20836424	2 3/4	69.9	3 11/16	94	232	1.6	19.5/16	490	131	8.8	228	2.62	3.90
20836425	3	76.2	3 7/8	99	232	1.6	20 11/16	525	100	8.8	228	2.76	4.10
20836426	3 1/8	79.4	4 1/4	108	232	1.6	22 1/16	560	131	8.8	228	3.43	5.10
20836427	4	101.6	5 1/8	130	232	1.6	27 9/16	700	100	8.8	228	4.50	6.70

Hose design factor 3:1.

Nutriflex™ Static Wire

Product Specifications

Application
Nutriflex™ Static Wire is for both dry food transfer and liquid transfer. It is used for handling almost every type of dry bulk food material or liquid in gravity flow and vacuum service. Nutriflex™ Static Wire is recommended for the transmission of powder pellets or granular materials.

Construction
> Tube
Clear Pliovic® (FDA, 3-A, USDA compliant, NSF-61 listed material)
> Cover
Clear Pliovic® (corrugated construction) static wire placed between the tube and cover
> Reinforcement
Clear high-density rigid PVC helix

Temperature Range
-15˚F to 158˚F (-26˚C to 70˚C)

Packaging
100' lengths, coiled and poly-wrapped

Branding
Not branded

Couplings
Contact fitting manufacturer for proper fitting recommendation and coupling procedure.

Order Codes
586-472

Nutriflex™ Static Wire

SAP #	ID		Nom. OD		Max. WP		Bend Radius		Vacuum HG		Weight	
Clear	in.	mm	in.	mm	psi	MPa	in.	mm	in.	mm	lb./ft.	kg/m
20050287	1¼	31.8	1.56	39.6	50	0.34	3	76	29	737	0.29	0.43
20013602	1½	38.1	1.88	47.8	50	0.34	4	102	29	737	0.37	0.55
20119161	1¾	44.5	2.15	54.6	45	0.31	4	102	29	737	0.42	0.63
20013603	2	50.8	2.43	61.7	40	0.28	4	102	29	737	0.56	0.83
20013604	2½	63.5	3.08	78.2	35	0.24	5	127	29	737	1.00	1.49
20013605	3	76.2	3.58	90.9	35	0.24	7	178	29	737	1.12	1.67
20013606	4	101.6	4.70	119.4	35	0.24	11	279	29	737	1.53	2.28
20013607	5	127.0	5.75	146.1	35	0.24	22	559	29	737	2.13	3.17
20013608	6	152.4	6.76	171.7	25	0.17	30	762	28	711	2.62	3.90

Hose design factor 3:1. For Continental food hose compliance information, see Appendix C.

Air & Multipurpose
General Purpose
Heavy Duty
Push-on
Chemical Transfer
Cleaning Equipment
Food & Beverage Transfer
Food Washdown
Marine
Material Handling
Abrasives
Bulk Transfer
Cement & Concrete
Mining
Petroleum
Aircraft Fueling
Dispensing
Dock
Rig Supply
Transfer Discharge
Transfer S&D
Specialty
Steam
Vacuum
Water
Discharge
Suction & Discharge
Washdown
Garden
Welding
Coupling Systems
Equipment
Appendix

Nutriflex™ Suction and Discharge Hose

Air & Multipurpose
General Purpose
Heavy Duty
Push-on

Chemical Transfer

Cleaning Equipment

Food & Beverage Transfer
Food Washdown

Marine

Material Handling
Abrasives
Bulk Transfer
Cement & Concrete

Mining

Petroleum
Aircraft Fueling
Dispensing
Dock
Rig Supply
Transfer Discharge
Transfer S&D

Specialty

Steam

Vacuum

Water
Discharge
Suction & Discharge
Washdown
Garden

Welding

Coupling Systems

Equipment

Appendix

Product Specifications

Application
Nutriflex™ S&D is for both dry food transfer and liquid transfer. It is is capable of handling almost every type of dry bulk food material or liquid in gravity flow and vacuum service. Nutriflex™ S&D is used for the transmission of raw and pasteurized milk and other high water content dairy items.

Construction
> Tube
Clear Pliovic® (FDA, 3-A, USDA compliant, NSF-61 listed material)
> Cover
Clear Pliovic® (corrugated construction)
> Reinforcement
Clear or white high-density rigid PVC helix

Temperature Range
-15˚F to 158˚F (-26˚C to 70˚C)

Packaging
100' lengths, coiled and poly-wrapped

Branding
Not branded

Couplings
Contact fitting manufacturer for proper fitting recommendation and coupling procedure.

Order Codes
586-417 (white)
586-422 (clear)

Nutriflex™ Suction and Discharge

SAP #		ID		Nom. OD		Max. WP		Bend Radius		Vacuum HG		Weight	
White	**Clear**	**in.**	**mm**	**in.**	**mm**	**psi**	**MPa**	**in.**	**mm**	**in.**	**mm**	**lb./ft.**	**kg/m**
20013300	20013338	1	25.4	1.30	33.0	60	0.41	2	51	29	737	0.23	0.34
20013303	20013339	1¼	31.8	1.56	39.6	50	0.34	3	76	29	737	0.28	0.42
20013306	20013340	1½	38.1	1.88	47.8	50	0.34	4	102	29	737	0.33	0.49
20013309	20013341	2	50.8	2.43	61.7	40	0.28	4	102	29	737	0.50	0.74
20013311	20013342	2½	63.5	3.05	77.3	35	0.24	5	127	29	737	0.86	1.28
20013313	20013343	3	76.2	3.56	90.4	35	0.24	7	178	29	737	1.02	1.52
20013315	20013344	4	101.6	4.71	119.6	35	0.24	10	254	29	737	1.64	2.44
	20013345	6	152.4	6.74	171.2	25	0.17	30	762	29	737	2.43	3.62

Hose design factor 3:1. For Continental food hose compliance information, see Appendix C.

Nutriflo® Suction and Discharge Hose

Product Specifications

Application
Nutriflo® S&D is for both dry food transfer and liquid transfer. It is for handling almost every type of dry bulk food material or liquid in gravity flow and vacuum service. Nutriflo® S&D is used for the transmission of raw and pasteurized milk and other high-water content dairy items.

Construction
> Tube
Clear Pliovic® (FDA, 3-A, USDA compliant, NSF-61 listed material)
> Cover
Clear Pliovic®
> Reinforcement
Clear or white high-density rigid PVC helix

Temperature Range
-15˚F to 158˚F (-26˚C to 70˚C)

Packaging
100' lengths, coiled and poly-wrapped

Branding
Not branded

Couplings
Contact fitting manufacturer for proper fitting recommendation and coupling procedure.

Order Codes
586-416 (white)
586-421 (clear)

Nutriflo® Suction and Discharge

SAP #		ID		Nom. OD		Max. WP		Bend Radius		Vacuum HG		Weight	
White	Clear	in.	mm	in.	mm	psi	MPa	in.	mm	in.	mm	lb./ft.	kg/m
20013266	20328013	3/4	19.1	0.99	25.2	120	0.83	3	83	29	737	0.18	0.27
20013269	20013329	1	25.4	1.24	31.5	106	0.73	5	114	29	737	0.26	0.39
20013274	20013330	1¼	31.8	1.55	39.4	99	0.68	5	127	29	737	0.36	0.54
20013279	20013331	1½	38.1	1.78	45.2	89	0.61	6	152	29	737	0.43	0.64
20013283	20013332	2	50.8	2.37	60.2	79	0.54	8	203	29	737	0.67	1.00
20013287	20013333	2½	63.5	2.89	73.4	65	0.45	10	254	29	737	0.89	1.32
20013290	20013334	3	76.2	3.48	88.4	65	0.45	12	305	29	737	1.15	1.71
20013293	20013335	4	101.6	4.50	114.3	55	0.38	16	406	29	737	1.65	2.46
20013297	20013337	6	152.4	6.63	168.4	47	0.32	36	914	29	737	3.39	5.04

Hose design factor 3:1. For Continental food hose compliance information, see Appendix C.

Air & Multipurpose
General Purpose
Heavy Duty
Push-on
Chemical Transfer
Cleaning Equipment
Food & Beverage Transfer
Food Washdown
Marine
Material Handling
Abrasives
Bulk Transfer
Cement & Concrete
Mining
Petroleum
Aircraft Fueling
Dispensing
Dock
Rig Supply
Transfer Discharge
Transfer S&D
Specialty
Steam
Vacuum
Water
Discharge
Suction & Discharge
Washdown
Garden
Welding
Coupling Systems
Equipment
Appendix

Pliovic® FG (FDA-3A)

Air & Multipurpose
General Purpose
Heavy Duty
Push-on
Chemical Transfer
Cleaning Equipment
Food & Beverage Transfer
Food Washdown
Marine
Material Handling
Abrasives
Bulk Transfer
Cement & Concrete
Mining
Petroleum
Aircraft Fueling
Dispensing
Dock
Rig Supply
Transfer Discharge
Transfer S&D
Specialty
Steam
Vacuum
Water
Discharge
Suction & Discharge
Washdown
Garden
Welding
Coupling Systems
Equipment
Appendix

Product Specifications

Application
Pliovic® FG Transfer is primarily for liquid transfer and is made with FDA, 3-A, USDA compliant and NSF-61 listed tube and cover materials. This is a versatile, lightweight, reinforced tubing recommended for use in the food and beverage, general air, multipurpose, pharmaceutical and cosmetics industries, as well as with computer component manufacturers, textile mills and air-actuated equipment.

Construction
> Tube
Clear Pliovic® (FDA, USDA, and 3-A compliant, NSF-61 listed material)
> Cover
Clear Pliovic® (FDA, USDA, and 3-A compliant, NSF-61 listed material)
> Reinforcement
Spiral synthetic yarn

Temperature Range
-10˚F to 158˚F (-23˚C to 70˚C)

Packaging
1/4"-5/8" – 300' bagel-pack, one-piece
3/4" and 1" – 200' bagel-pack, one-piece

Branding
Example: Continental Pliovic® FG FDA & 3-A Compliant 3/8" ID (9.5 mm) 250 psi WP (1.7 MPa)
Made in USA

Couplings
Contact fitting manufacturer for proper fitting recommendations and coupling procedure

Non-Stock/Sizes
Contact customer service for availability of cut, coiled and tied hose lengths.

Order Codes
540-337

Pliovic® FG (FDA-3A)

SAP #	ID		Nom. OD		Max. WP		Weight	
Clear	in.	mm	in.	mm	psi	MPa	lb./ft.	kg/m
20129509	1/4	6.4	0.44	11.2	250	1.72	0.05	0.07
20129600	5/16	7.9	0.50	12.7	250	1.72	0.07	0.10
20129601	3/8	9.5	0.59	15.0	250	1.72	0.08	0.12
20129602	1/2	12.7	0.75	19.1	200	1.38	0.12	0.18
20129603	5/8	15.9	0.87	22.1	200	1.38	0.15	0.22
20337878	3/4	19.1	1.02	25.9	150	1.03	0.19	0.28
20316305	1	25.4	1.34	34.0	125	0.86	0.31	0.46
20463346	1¼	31.75	1.72	43.6	125	0.86	0.60	0.89
20463340	1½	38.1	1.98	50.2	125	0.86	0.72	1.07

Hose design factor 4:1. For Continental food hose compliance information, see Appendix C.

Potable Water

Product Specifications

Application
Potable Water is primarily for liquid transfer. It is designed to handle water suitable for drinking. Potable Water can be used in oilfield or industrial applications. It is used in discharge service only. Potable Water is not NSF approved.

Construction
> Tube
White natural rubber (Meets FDA, USDA and 3-A Sanitary Standard 18-03 Certificate #3737)
> Cover
Blue SBR (smooth, wrapped impression)
> Reinforcement
Synthetic textile fabric plies

Temperature Range
-40˚F to 180˚F (-40˚C to 82˚C)

Packaging
Coiled, polyethylene wrapped and bagel-packed

Branding (Spiral)
Example: Continental Potable Water Hose

Couplings
Refer to the Continental Industrial Hose Assembly Manual for crimp specifications.

Order Codes
542-445

Potable Water

SAP #	ID		Nom. OD		Max. WP		Weight	
Blue	**in.**	**mm**	**in.**	**mm**	**psi**	**MPa**	**lb./ft.**	**kg/m**
20016702	1	25.4	1.49	37.9	250	1.72	0.55	0.82
20016704	1½	38.1	1.98	50.3	250	1.38	0.77	1.15
20016706	2	50.8	2.50	63.5	150	1.03	0.96	1.43
20344236	3	76.2	3.58	91.0	150	1.03	1.72	2.56
20016709	4	101.6	4.56	115.8	150	1.03	1.99	2.96

Hose design factor 4:1. For Continental food hose compliance information, see Appendix C.

Air & Multipurpose
General Purpose
Heavy Duty
Push-on
Chemical Transfer
Cleaning Equipment
Food & Beverage Transfer
Food Washdown
Marine
Material Handling
Abrasives
Bulk Transfer
Cement & Concrete
Mining
Petroleum
Aircraft Fueling
Dispensing
Dock
Rig Supply
Transfer Discharge
Transfer S&D
Specialty
Steam
Vacuum
Water
Discharge
Suction & Discharge
Washdown
Garden
Welding
Coupling Systems
Equipment
Appendix

Purple Snake®

NEW

Air & Multipurpose
General Purpose
Heavy Duty
Push-on

Chemical Transfer

Cleaning Equipment

Food & Beverage Transfer
Food Washdown

Marine

Material Handling
Abrasives
Bulk Transfer
Cement & Concrete

Mining

Petroleum
Aircraft Fueling
Dispensing
Dock
Rig Supply
Transfer Discharge
Transfer S&D

Specialty

Steam

Vacuum

Water
Discharge
Suction & Discharge
Washdown
Garden

Welding

Coupling Systems

Equipment

Appendix

Product Specifications

Application
Purple Snake® is primarily for liquid transfer. In improved quality it is the ideal hose for breweries, winepresses, bottlers and many other installations in the brewing, beverage and spirits industry. Flexibility, pressure resistance and long service life – even under extreme working conditions – are additional advantages, making it the most popular hose all over the world. The new, optimized lining conforms to foodstuffs regulations and is absolutely neutral to taste and odor. The tube is suitable for pure alcohol up to 98%.

Purple Snake® is resistant to conventional cleaning agents and disinfectants. It can easily be cleaned conventionally or by CIP installations. This hose is manufactured to European standards.

Construction
> Tube
White, EPDM, non-porous and high-performing special lining, absolutely neutral to taste and odor. FDA compliant and meets the recommendation XXI of BfR.
> Cover
Red, EPDM, patterned fabric special cover, resistant to ozone, weather, UV and abrasion
> Reinforcement
Synthetic fibers

Temperature Range
-22˚F to 203˚F (-30˚C to 95˚C)

Branding
Blue wavy line on red cover, interrupted by the words "Continental PURPURSCHLANGE® FDA glass/fork symbol BfR EG 1935/2006 2023/2006 Made in Germany" spirally applied

Purple Snake®

SAP #	ID		Nom. OD		Max. WP		Bend Radius		Length	Vacuum HG		Weight	
	in.	mm	in.	mm	psi	MPa	in.	mm	ft.	in.	mm	lb./ft.	kg/m
20836428	1/2	12.7	13/16	20	232	1.6	3 1/8	80	131	17.7	456	0.17	0.25
20836429	5/8	15.9	15/16	24	232	1.6	4	100	131	17.7	456	0.20	0.30
20836430	3/4	19.1	1 1/8	29	232	1.6	4 3/4	120	131	17.7	456	0.30	0.45
20836431	1	25.4	1 7/16	37	232	1.6	6 5/16	160	131	14.7	380	0.50	0.75
20836432	1 1/8	28.6	1 5/8	42	232	1.6	7 1/16	180	131	14.7	380	0.67	1.00
20836434	1 1/4	31.8	1 7/8	48	232	1.6	7 1/2	190	197	14.7	380	0.81	1.20
20836435	1 1/2	38.1	2 3/16	56	232	1.6	9 1/16	230	131	14.7	380	1.08	1.60
20836436	1 9/16	39.7	2 1/4	58	232	1.6	9 7/16	240	131	14.7	380	1.11	1.65
20836437	2	50.8	2 3/4	70	232	1.6	11 13/16	300	100	11.8	304	1.48	2.20
20836439	2 5/8	66.7	3 1/2	89	232	1.6	17 3/4	450	131	11.8	304	2.22	3.30
20836440	3	76.2	3 7/8	99	232	1.6	19 11/16	500	100	8.8	228	2.55	3.80
20836442	3 1/8	79.4	4 1/4	108	232	1.6	22 1/16	560	131	8.8	228	3.23	4.80
20836444	4	101.6	5 1/8	130	232	1.6	27 9/16	700	100	8.8	228	4.30	6.40

Hose design factor 3:1.

Spirathane™ PT



Product Specifications

Application
Spirathane™ PT is for the transfer of a variety of dry, bulk and abrasive materials. It is used in applications where static electrical buildup is common. This hose can be used for powders, plastic pellets and granular materials.

Construction
> Tube
Polyurethane conforms to FDA standards
> Cover
High molecular weight, clear PVC, corrugated for flexibility
> Reinforcement
Clear high-density rigid PVC helix with static wire placed between tube and cover

Temperature Range
0˚F to 158˚F (-18˚C to 70˚C)

Packaging
100' lengths, coiled and poly-wrapped

Branding
Not branded

Couplings
Contact fitting manufacturer for proper fitting recommendation and coupling procedure.

Order Codes
586-489

Please ensure flow of material is in the direction of the arrow printed on the hose. The method of manufacturing results in a hose with a lower coefficient of friction and longer life when used in the proper direction.

Spirathane™ PT

SAP #	ID		Nom. OD		Max. WP		Bend Radius		Vacuum HG		Weight	
Clear	in.	mm	in.	mm	psi	MPa	in.	mm	in.	mm	lb./ft.	kg/m
20013682	1½	38.1	1.82	46.2	45	0.31	4	102	29	737	0.31	0.46
20013683	1¾	44.5	2.15	54.6	45	0.31	5	127	29	737	0.38	0.57
20013684	2	50.8	2.38	60.5	30	0.21	6	152	29	737	0.52	0.77
20013685	2¼	57.2	2.77	70.4	35	0.24	7	165	29	737	0.63	0.94
20013686	2½	63.5	3.03	77.0	30	0.21	7	178	29	737	0.69	1.03
20013687	3	76.2	3.63	92.2	30	0.21	8	203	29	737	1.15	1.71
20013688	4	101.6	4.76	120.9	27	0.19	14	356	29	737	1.63	2.43
20046048	5	127.0	5.83	148.1	27	0.19	20	508	29	737	2.13	3.17

Hose design factor 3:1.

Air & Multipurpose
General Purpose
Heavy Duty
Push-on
Chemical Transfer
Cleaning Equipment
Food & Beverage Transfer
Food Washdown
Marine
Material Handling
Abrasives
Bulk Transfer
Cement & Concrete
Mining
Petroleum
Aircraft Fueling
Dispensing
Dock
Rig Supply
Transfer Discharge
Transfer S&D
Specialty
Steam
Vacuum
Water
Discharge
Suction & Discharge
Washdown
Garden
Welding
Coupling Systems
Equipment
Appendix

Tan Flextra® – Food Transfer

Product Specifications

Application
Tan Flextra® is primarily for dry food transfer. It is for tank truck and in-plant service. Tan Flextra® is used to convey non-oily abrasive materials such as sand, limestone, plastic pellets and dry abrasive food products.

Construction
>Tube
Pureten™ gum rubber (non-oil-resistant) (FDA/USDA compliant and conforms to 3-A Sanitary Standard 18-03)
>Cover
Tan SBR gum rubber (corrugated) with yellow spiral stripe (wrapped impression)
>Reinforcement
Spiral-plied synthetic fabric with wire helix

Temperature Range
-40°F to 180°F (-40°C to 82°C)

Packaging
100' lengths, coiled and poly-wrapped

Branding (Spiral)
Example: Continental Tan Flextra® FDA with Pureten™
75 psi WP

Couplings
Contact fitting manufacturer for proper fitting recommendations and coupling procedure

Non-Stock/Sizes
Contact customer service for availability on cut, coiled and tied hose lengths.

Order Codes
549-987

Tan Flextra®

SAP #	ID		Nom. OD		Max. WP		Bend Radius		Vacuum HG		Weight	
	in.	mm	in.	mm	psi	MPa	in.	mm	in.	mm	lb./ft.	kg/m
20790761	2	50.8	2.60	66.0	75	0.52	4	102	29	737	1.21	1.80
20790762	3	76.2	3.63	92.2	75	0.52	6	152	29	737	1.94	2.89
20790763	4	101.6	4.69	119.1	75	0.52	9	229	29	737	2.74	4.08

Hose design factor 4:1.

Air & Multipurpose
General Purpose
Heavy Duty
Push-on
Chemical Transfer
Cleaning Equipment
Food & Beverage Transfer
Food Washdown
Marine
Material Handling
Abrasives
Bulk Transfer
Cement & Concrete
Mining
Petroleum
Aircraft Fueling
Dispensing
Dock
Rig Supply
Transfer Discharge
Transfer S&D
Specialty
Steam
Vacuum
Water
Discharge
Suction & Discharge
Washdown
Garden
Welding
Coupling Systems
Equipment
Appendix

Tan Softwall

Product Specifications

Application
Tan Softwall is primarily for dry food transfer. It is a fabric-reinforced hose for the discharge of non-oily abrasive materials such as sand, limestone, gravel, plastic pellets and dry food products. For use where static electricity buildup is not a problem.

Construction
> Tube
Pureten™ gum rubber (FDA/USDA compliant and conforms to 3-A Sanitary Standard 18-03)
> Cover
Tan SBR synthetic rubber (wrapped impression)
> Reinforcement
Spiral-plied synthetic fabric with static wire

Temperature Range
-40˚F to 180˚F (-40˚C to 82˚C)

Packaging
100' lengths, coiled and poly-wrapped

Branding (Spiral)
Example: Continental Tan Softwall FDA with Pureten™ 75 psi WP

Couplings
Contact fitting manufacturer for proper fitting recommendation and coupling procedure.

Order Codes
549-988

Tan Softwall

SAP #	ID		Nom. OD		Max. WP		Weight	
	in.	mm	in.	mm	psi	MPa	lb./ft.	kg/m
20790767	3	76.2	3.69	93.7	75	0.52	1.80	2.68
20790768	4	101.6	4.78	121.4	75	0.52	2.61	3.88

Hose design factor 4:1.

Air & Multipurpose
General Purpose
Heavy Duty
Push-on
Chemical Transfer
Cleaning Equipment
Food & Beverage Transfer
Food Washdown
Marine
Material Handling
Abrasives
Bulk Transfer
Cement & Concrete
Mining
Petroleum
Aircraft Fueling
Dispensing
Dock
Rig Supply
Transfer Discharge
Transfer S&D
Specialty
Steam
Vacuum
Water
Discharge
Suction & Discharge
Washdown
Garden
Welding
Coupling Systems
Equipment
Appendix

Velocity™ Beverage Transfer Hose

Air & Multipurpose
General Purpose
Heavy Duty
Push-on

Chemical Transfer

Cleaning Equipment

Food & Beverage Transfer

Food Washdown

Marine

Material Handling
Abrasives
Bulk Transfer
Cement & Concrete

Mining

Petroleum
Aircraft Fueling
Dispensing
Dock
Rig Supply
Transfer Discharge
Transfer S&D

Specialty

Steam

Vacuum

Water
Discharge
Suction & Discharge
Washdown
Garden

Welding

Coupling Systems

Equipment

Appendix

Product Specifications

Application
Velocity™ Beverage Transfer Hose is primarily for liquid transfer. This hose uses USDA, FDA and NSF approved materials. It is ideal for applications needing a lightweight, flexible PVC hose such as wineries and microbreweries.

Construction
> Tube
Clear Pliovic® (FDA, USDA and 3-A compliant, NSF-61 listed material)
> Cover
Clear Pliovic® compound
> Reinforcement
Polyester synthetic yarn and white high-density rigid PVC helix

Temperature Range
-13˚F to 158˚F (-25˚C to 70˚C)

Order Codes
591-103

Velocity™ Beverage Transfer Hose

SAP #	ID		Nom. OD		Max. WP		Weight		Vacuum		Bend Radius
	in.	mm	in.	mm	psi	MPa	lb./ft.	kg/m	in.	mm	in.
20806470	1.5	38.1	2.03	51.7	110	0.76	0.65	0.97	29	737	2.5
20806471	2	50.8	2.46	62.5	100	0.69	0.71	1.06	29	737	4
20806472	3	76.2	3.71	94.2	100	0.69	1.42	2.12	29	737	6
20810398	4	101.6	4.75	120.6	75	0.52	1.85	2.75	29	737	7

Hose design factor 3:1.

Vintner™ Reserve 250 CB

Product Specifications

Application
Vintner™ Reserve is primarily for liquid transfer. It is for handling in-plant and/or tank truck transfer of wine, beer, potable water and other non-oily liquid foodstuffs. The monofilament helix is rust proof and is a crush-resistant alternative to traditional softwall or steel wire reinforced hose.

Construction
> Tube
Chlorobutyl rubber (Meets FDA, USDA and 3-A Sanitary Standard 18-03 Certificate #3737)
> Cover
EPDM synthetic rubber
> Reinforcement
Spiral-plied synthetic fabric with monofilament helix

Temperature Range
-30˚F to 220˚F (-34˚C to 104˚C)

Packaging
100' lengths, coiled and poly-wrapped

Branding
Example: Continental Vintner™ Reserve 250 CB psi FDA 3-A USDA

Couplings
Refer to the Continental Industrial Hose Assembly Manual for crimp specifications.

Order Codes
549-381

Vintner™ Reserve 250 CB

SAP #	ID		Nom. OD		Max. WP		Bend Radius		Vacuum HG		Weight	
	in.	mm	in.	mm	psi	MPa	in.	mm	in.	mm	lb./ft.	kg/m
20991699	1	25.4	1.56	39.70	250	1.72	3	76	27	686	0.60	0.893
20992570	1 1/2	38.1	2.06	52.34	250	1.72	4	102	27	686	0.83	1.235
20992571	2	50.8	2.61	66.25	250	1.72	7	178	27	686	1.18	1.756
20992572	2 1/2	63.5	3.16	80.34	250	1.72	10	254	27	686	1.59	2.366
20992573	3	76.2	3.81	96.85	250	1.72	12	305	27	686	2.34	3.482

Hose design factor 4:1.

Air & Multipurpose
General Purpose
Heavy Duty
Push-on
Chemical Transfer
Cleaning Equipment
Food & Beverage Transfer
Food Washdown
Marine
Material Handling
Abrasives
Bulk Transfer
Cement & Concrete
Mining
Petroleum
Aircraft Fueling
Dispensing
Dock
Rig Supply
Transfer Discharge
Transfer S&D
Specialty
Steam
Vacuum
Water
Discharge
Suction & Discharge
Washdown
Garden
Welding
Coupling Systems
Equipment
Appendix

Air & Multipurpose
General Purpose
Heavy Duty
Push-on

Chemical Transfer

Cleaning Equipment

Food & Beverage Transfer
Food Washdown

Marine

Material Handling
Abrasives
Bulk Transfer
Cement & Concrete

Mining

Petroleum
Aircraft Fueling
Dispensing
Dock
Rig Supply
Transfer Discharge
Transfer S&D

Specialty

Steam

Vacuum

Water
Discharge
Suction & Discharge
Washdown
Garden

Welding

Coupling Systems

Equipment

Appendix

Vintner™ Reserve 250 EPDM

Product Specifications

Application
Vintner™ Reserve is primarily for liquid transfer. Use it for handling in-plant and/or tank truck transfer of wine, beer, potable water and other non-oily, liquid foodstuffs. The monofilament helix is rust proof and is a crush-resistant alternative to traditional softwall or steel wire reinforced hose.

Construction
> Tube
White EPDM (Meets FDA, USDA and 3-A Sanitary Standard 18-03 Certificate #3737)
> Cover
Gray EPDM (wrapped impression)
> Reinforcement
Spiral-plied fabrics with a monofilament helix

Temperature Range
-30°F to 220°F (-34°C to 104°C)

Packaging
100' lengths, coiled and poly-wrapped

Branding (Spiral)
Example: Continental Vintner™ Reserve 250 EPDM FDA 3-A & USDA

Couplings
Refer to the Continental Industrial Hose Assembly Manual for crimp specifications.

Non-Stock/Sizes
Contact customer service for availability of cut, coiled and tied hose lengths.

Order Codes
549-695

Vintner™ Reserve 250 EPDM

SAP #	ID		Nom. OD		Max. WP		Bend Radius		Vacuum HG		Weight	
	in.	mm	in.	mm	psi	MPa	in.	mm	in.	mm	lb./ft.	kg/m
20943391	1	25.4	1.59	40.50	250	1.72	3	76	27	686	0.64	0.952
20943392	1 1/2	38.1	2.09	53.10	250	1.72	4	102	27	686	0.89	1.324
20943393	2	50.8	2.64	67.10	250	1.72	7	178	27	686	1.25	1.860
20943394	2 1/2	63.5	3.18	80.70	250	1.72	10	254	27	686	1.62	2.411
20943395	3	76.2	3.85	97.70	250	1.72	12	305	27	686	2.45	3.646

Hose design factor 4:1.

Vintner™ Lite 150 EPDM

Product Specifications

Application
Vintner™ Lite is primarily for liquid transfer. It is for handling in-plant and/or tank truck transfer of wine, beer, potable water and other non-oily liquid foodstuffs. The monofilament helix is rust-proof and is a crush-resistant alternative to traditional softwall or steel-wire reinforced hose.

Construction
> Tube
White EPDM (Meets FDA, USDA and 3-A Sanitary Standard 18-03 Certificate #3737)
> Cover
Grey EPDM (wrapped impression)
> Reinforcement
Spiral-plied fabrics with monofilament helix

Temperature Range
-30˚F to 220˚F (-34˚C to 104˚C)

Packaging
100' coils, poly-wrapped

Branding (Spiral)
Example: Continental Vintner Lite 150 EPDM psi FDA 3-A USDA (3/4" spiral on black transfer tape)

Couplings
Continental crimp specifications available with Dixon Sanitary Couplings.

Order Codes
549-118

Vintner™ Lite 150 EPDM

ID		Nom. OD		Max. WP		Bend Radius		Weight	
in.	mm	in.	mm	psi	MPa	in.	mm	lb./ft.	kg/m
1	25.4	1.52	38.5	150	1.03	2.25	57.2	0.517	0.78
1 1/2	38.1	1.97	50.7	150	1.03	4.5	114.3	0.723	1.09
2	50.8	2.50	63.6	150	1.03	7.0	177.8	0.962	1.45

Hose design factor 4:1.

Air & Multipurpose
General Purpose
Heavy Duty
Push-on
Chemical Transfer
Cleaning Equipment
Food & Beverage Transfer
Food Washdown
Marine
Material Handling
Abrasives
Bulk Transfer
Cement & Concrete
Mining
Petroleum
Aircraft Fueling
Dispensing
Dock
Rig Supply
Transfer Discharge
Transfer S&D
Specialty
Steam
Vacuum
Water
Discharge
Suction & Discharge
Washdown
Garden
Welding
Coupling Systems
Equipment
Appendix

White Flexwing®

Air & Multipurpose
General Purpose
Heavy Duty
Push-on
Chemical Transfer
Cleaning Equipment
Food & Beverage Transfer
Food Washdown
Marine
Material Handling
Abrasives
Bulk Transfer
Cement & Concrete
Mining
Petroleum
Aircraft Fueling
Dispensing
Dock
Rig Supply
Transfer Discharge
Transfer S&D
Specialty
Steam
Vacuum
Water
Discharge
Suction & Discharge
Washdown
Garden
Welding
Coupling Systems
Equipment
Appendix

Product Specifications

Application
White Flexwing® is for both dry food transfer and liquid transfer. It is a highly flexible hose for gravity flow, pressure or suction service transferring oily and non-oily edibles from tank truck and in-plant service.

Construction
> Tube
White Chemivic synthetic rubber (Meets FDA, USDA and 3-A Sanitary Standard 18-03 Certificate #3737)
> Cover
White Chemivic synthetic rubber (wrapped impression)
> Reinforcement
Spiral-plied synthetic fabric with galvanized wire helix

Temperature Range
-25˚F to 230˚F (-32˚C to 110˚C)

Packaging
100' lengths, coiled and poly-wrapped

Branding (Spiral)
Example: Continental White Flexwing® 150 psi WP FDA 3-A USDA

Couplings
Refer to the Continental Industrial Hose Assembly Manual for crimp specifications.

Order Codes
549-151

White Flexwing®

SAP #	ID		Nom. OD		Max. WP		Bend Radius		Vacuum HG		Weight	
White	**in.**	**mm**	**in.**	**mm**	**psi**	**MPa**	**in.**	**mm**	**in.**	**mm**	**lb./ft.**	**kg/m**
20019284	3/4	19.1	1.20	30.5	150	1.03	2	51	29	737	0.47	0.70
20019286	1	25.4	1.44	36.6	150	1.03	3	76	29	737	0.57	0.85
20019287	1¼	31.8	1.70	43.2	150	1.03	4	102	29	737	0.69	1.03
20019289	1½	38.1	1.97	50.0	150	1.03	4	102	29	737	0.86	1.28
20019292	2	50.8	2.53	64.3	150	1.03	5	114	29	737	1.23	1.83
20019296	2½	63.5	3.10	78.7	150	1.03	6	146	29	737	1.81	2.69
20019297	3	76.2	3.60	91.4	150	1.03	7	178	29	737	2.16	3.21
20019301	4	101.6	4.64	117.9	150	1.03	10	254	29	737	3.05	4.54

Hose design factor 4:1. For Continental food hose compliance information, see Appendix C.

Food Hose Recommendation Guide

Specific Hose Application Capabilities

Tube Compound	Chemivic	Pureten	Pureten	Chlorobutyl	Pliovic
Tube Color	White	Tan	White	White	Clear
Hose Name	White Flexwing, White Flextra, Gray Flextra LT, Gray Food, White Softwall, Lactopal, Blaudieck LGD, Trix Multifood	Flexwing, Tan Flextra, Tan Softwall	Blue Flour Discharge, Harvest, Collector	Wineline, Brewline, Vintner Reserve 250 CB Drinkline	Pliovic FG, Nutriflo, Nutriflex, Nutriflex SW
Food					
(B)					
Beet Sugar, Granular	I	A	A	X	B
Buttermilk, Dried	X	A	A	X	B
(C)					
Cane Sugar, Granular	I	A	A	X	B
Cashew Nut Oil	A	X	X	X	X
Castor Oil	A	X	X	X	X
Citric Acid	A	A	A	A	B
Cocoa Butter	A	X	X	X	I
Coconut Oil	A	X	X	X	X
Corn Oil	A	X	X	X	X
Cottonseed Oil	A	X	X	X	X
(F)					
Fish Meal	A	X	X	X	B
Flour	I	A	A	X	
(G)					
Grape Juice	A	X	X	A	B
(L)					
Lactic Acid	A	B	B	B	X
Lard Oil	A	X	X	X	X
Linseed Oil	A	X	X	X	X
Liquor (Spirits)	B	X	X	X	B
(M)					
Milk	A	X	X	A	B
Mineral Oil	A	X	X	X	B
Molasses	A	A	A	A	A

Key: A – Excellent; B – Good; X – Not recommended; I – Insufficient information.
Note: For temperatures in excess of 150˚F (66˚C), consult customer service.

Continued on the next page.

Air & Multipurpose
General Purpose
Heavy Duty
Push-on
Chemical Transfer
Cleaning Equipment
Food & Beverage Transfer
Food Washdown
Marine
Material Handling
Abrasives
Bulk Transfer
Cement & Concrete
Mining
Petroleum
Aircraft Fueling
Dispensing
Dock
Rig Supply
Transfer Discharge
Transfer S&D
Specialty
Steam
Vacuum
Water
Discharge
Suction & Discharge
Washdown
Garden
Welding
Coupling Systems
Equipment
Appendix

Food Hose Recommendation Guide

Specific Hose Application Capabilities

Air & Multipurpose
General Purpose
Heavy Duty
Push-on

Chemical Transfer

Cleaning Equipment

Food & Beverage Transfer
Food Washdown

Marine

Material Handling
Abrasives
Bulk Transfer
Cement & Concrete

Mining

Petroleum
Aircraft Fueling
Dispensing
Dock
Rig Supply
Transfer Discharge
Transfer S&D

Specialty

Steam

Vacuum

Water
Discharge
Suction & Discharge
Washdown
Garden

Welding

Coupling Systems

Equipment

Appendix

Tube Compound	Chemivic	Pureten	Pureten	Chlorobutyl	Pliovic
Tube Color	White	Tan	White	White	Clear
Hose Name	White Flexwing, White Flextra, Gray Flextra LT, Gray Food, White Softwall, Lactopal, Blaudieck LGD, Trix Multifood	Flexwing, Tan Flextra, Tan Softwall	Blue Flour Discharge, Harvest, Collector	Wineline, Brewline, Vintner Reserve 250 CB Drinkline	Pliovic FG, Nutriflo, Nutriflex, Nutriflex SW
Food					
(O)					
Olive Oil	A	X	X	X	X
Orange Juice	A	X	X	A	A
(P)					
Palm Oil	A	X	X	X	X
Paraffin	A	X	X	X	B
Peanut Oil	A	X	X	X	X
Potato Flour	I	A	A	A	A
(S)					
Salt, Granular, Table Grade	I	A	A	X	A
Shortening	A	X	X	X	I
Soybean Oil	A	X	X	X	X
Sucrose	A	A	A	X	A
Sugar, Granulated	I	A	A	X	A
Sugar, Syrup	A	A	A	A	A
(T)					
Tallow	A	X	X	X	X
Tomato Juice, Paste & Puree Sauce	A	X	X	I	B
(V)					
Vegetable Oil	A	X	X	X	X
Vinegar	A	X	X	A	A
(W)					
Water, Potable	A	X	X	A	A
Whiskey	B	X	X	X	X
Wine	A	X	X	A	A

Key: A – Excellent; B – Good; X – Not recommended; I – Insufficient information.
Note: For temperatures in excess of 150˚F (66˚C), consult customer service.

Recommended Cleaning

When Using Continental Hose for the Food and Beverage Industry

Cleaning before first use
Elastomer hose may have a slight odor of their own, which is technologically unavoidable and can be eliminated by proper cleaning.

We therefore recommend the following cleaning procedure before first use:
> Fill the hose with hot water
> Store in the hose for at least 10 hours
> Empty the hose

We then recommend one of the following cleaning processes:

Cleaning agents	Temperature and duration
Water	+ 90°C max. 20 minutes
Steam	2x + 130°C max. 20 minutes

Chemicals	Temperature and duration
Caustic Soda (NaOH)	2% at room temperature max. 30 minutes
Hydrogen Peroxide (H_2O_2)	0.15% at room temperature max. 30 minutes
Nitric Acid (HNO_2)	0.15% at room temperature max. 30 minutes

In all cases, the hose must be rinsed with tap water!

If the hose still unexpectedly gives off an odor, several cleaning processes should be conducted consecutively.

Standard cleaning
After use or at regular intervals, the hose must be treated with an ordinary cleaning and sanitizing agent. For detailed information and to choose a suitable cleaning and sanitizing agent, please refer to our complete resistance list.

Please observe our recommendations on storing and maintaining hose.

Special features of extended disinfection cycles
In the case of extended disinfection cycles – such as those at the weekend or on public holidays – notwithstanding the concentration specifications of the disinfection manufacturer, the concentrations are to be reduced by at least 50%.

Air & Multipurpose
General Purpose
Heavy Duty
Push-on
Chemical Transfer
Cleaning Equipment
Food & Beverage Transfer
Food Washdown
Marine
Material Handling
Abrasives
Bulk Transfer
Cement & Concrete
Mining
Petroleum
Aircraft Fueling
Dispensing
Dock
Rig Supply
Transfer Discharge
Transfer S&D
Specialty
Steam
Vacuum
Water
Discharge
Suction & Discharge
Washdown
Garden
Welding
Coupling Systems
Equipment
Appendix

Food Washdown

Air & Multipurpose
General Purpose
Heavy Duty
Push-on

Chemical Transfer

Cleaning Equipment

Food & Beverage Transfer
Food Washdown

Marine

Material Handling
Abrasives
Bulk Transfer
Cement & Concrete

Mining

Petroleum
Aircraft Fueling
Dispensing
Dock
Rig Supply
Transfer Discharge
Transfer S&D

Specialty

Steam

Vacuum

Water
Discharge
Suction & Discharge
Washdown
Garden

Welding

Coupling Systems

Equipment

Appendix

	Page	Non-Marking	Superior Oil Resisance Tube and Cover	Superior Abrasion Cover	Anti Microbial Cover	Tapered Nozzle	Wire	Textile
Blue Fortress 300	121	Yes	Yes	Yes	Yes			Yes
Dinga Water Saving Gun	127							
Fortress 300	122	Yes	Yes	Yes	Yes			Yes
Fortress 1000	120	Yes	Yes	Yes	Yes			Yes
Fortress 3000	119	Yes	Yes	Yes	Yes		Yes	
Gauntlet 1500	76	Yes*	Yes	Yes				Yes
Plicord Washdown	316					Yes		Yes
Poseidon	123	Yes	Yes					Yes
Protection Ring	128							
Sani-Wash 300	126	Yes						Yes
Sani-Wash Supreme 300	124	Yes			Yes			Yes
Super Sani-Wash 300	125	Yes			Yes			Yes

*Non-black colors.

Fortress® 3000 with Microban® Product Protection

Product Specifications

Application
Fortress® 3000 is for use on pressure washing machines with working pressures up to 3000 psi. Applications include washdown service in food processing plants, dairies, packing houses, bottling plants, breweries, canneries and creameries. Its super abrasion- and oil-resistant cover provides maximum protection against the adverse effects of oil and animal fats. The cover of the Fortress® 3000 hose incorporates Microban®* antimicrobial built-in product protection.

Construction
> Tube
Nitrile synthetic rubber
> Cover
Carbryn™ synthetic rubber, ARPM Class A (High Oil Resistance) with Microban® built-in product protection
> Reinforcement
One braided steel wire

Temperature Range
-20˚F to 250˚F (-29˚C to 121˚C)

Packaging
500' reel, maximum 3 pieces, 50' increments: coupled lengths available

Branding
Example: Fortress® 3000 with Microban® Antimicrobial Product Protection 3/8" 3000 psi WP Made in USA Continental

Couplings
Use Continental pressure washing fittings with this product. See the Coupling Systems information pages at the back of this catalog for available sizes. Refer to the Continental Industrial Hose Assembly Manual for crimp specifications.

READY 2 GO
Coupled assemblies available.

Order Codes
539-400 (yellow)
539-401 (blue)

Fortress® 3000

SAP #	ID		Nom. OD		Max. WP		Weight	
Yellow	**in.**	**mm**	**in.**	**mm**	**psi**	**MPa**	**lb./ft.**	**kg/m**
20141421	1/4	6.4	0.53	13.5	3000	20.69	0.15	0.22
20139340	3/8	9.5	0.69	17.5	3000	20.69	0.24	0.36
20141423	1/2	12.7	0.82	20.8	3000	20.69	0.32	0.48

Hose design factor 4:1.
*Microban® antimicrobial product protection inhibits the growth of bacteria, mold and fungi that can cause odor, stains or degradation of the hose cover.
Microban® is intended to protect the hose cover only. It is not a substitute for good sanitary practices.

Air & Multipurpose
General Purpose
Heavy Duty
Push-on
Chemical Transfer
Cleaning Equipment
Food & Beverage Transfer
Food Washdown
Marine
Material Handling
Abrasives
Bulk Transfer
Cement & Concrete
Mining
Petroleum
Aircraft Fueling
Dispensing
Dock
Rig Supply
Transfer Discharge
Transfer S&D
Specialty
Steam
Vacuum
Water
Discharge
Suction & Discharge
Washdown
Garden
Welding
Coupling Systems
Equipment
Appendix

Air & Multipurpose
General Purpose
Heavy Duty
Push-on

Chemical Transfer

Cleaning Equipment

Food & Beverage Transfer

Food Washdown

Marine

Material Handling
Abrasives
Bulk Transfer
Cement & Concrete

Mining

Petroleum
Aircraft Fueling
Dispensing
Dock
Rig Supply
Transfer Discharge
Transfer S&D

Specialty

Steam

Vacuum

Water
Discharge
Suction & Discharge
Washdown
Garden

Welding

Coupling Systems

Equipment

Appendix

Fortress® 1000 with Microban® Product Protection

Product Specifications

Application
For use on pressure washer machines with working pressures up to 1000 psi. Applications include washdown service in food processing plants, dairies, packing houses, bottling plants, breweries, canneries and creameries. Its super abrasion and oil-resistant cover provides maximum protection against the adverse effects of oil and animal fats. The cover of the Fortress® 1000 hose incorporates Microban®* antimicrobial built-in product protection.

Construction
> Tube
Nitrile synthetic rubber
> Cover
Carbryn™ synthetic rubber, ARPM Class A (High Oil Resistance) with Microban® product protection
> Reinforcement
One braided synthetic yarn

Temperature Range
-20˚F to 210˚F (-29˚C to 99˚C)

Packaging
500' reels, maximum 3 pieces, 50' increments: coupled lengths available

Branding
Example: Fortress® 1000 with Microban® Antimicrobial Product Protection 3/8" 1000 psi WP Made in USA Continental

Couplings
Contact fitting manufacturer for proper fitting recommendation and coupling procedure.

Order Codes
536-575 (yellow)
536-583 (red)
536-481 (blue)
536-646 (green)
536-647 (purple)

Fortress® 1000

SAP #	ID		Nom. OD		Max. WP		Weight	
Yellow	**in.**	**mm**	**in.**	**mm**	**psi**	**MPa**	**lb./ft.**	**kg/m**
20451915	1/4	6.4	0.59	15.0	1000	6.9	0.12	0.18
20139345	3/8	9.5	0.75	19.1	1000	6.9	0.18	0.27
20141359	1/2	12.7	0.86	21.8	1000	6.9	0.20	0.30
20141420	3/4	19.1	1.20	30.5	1000	6.9	0.42	0.62

Hose design factor 4:1.
*Microban® Antimicrobial Product Protection inhibits the growth of bacteria, mold and fungi that can cause odor, stains or degradation of the hose cover.
Microban® is intended to protect the hose cover only. It is not a substitute for good sanitary practices.

Blue Fortress® 300 with Microban® with FDA Compliant White Tube

Product Specifications

Application
A high-quality-construction hose for hot water washdown and cleanup service up to 200˚F (93˚C). It can be used in food processing plants, dairies, packing houses, bottling plants, breweries, canneries and creameries. Its super abrasion and oil-resistant cover provides maximum protection against the adverse effects of oil and animal fats. The cover of the Blue Fortress® 300 hose incorporates Microban®* antimicrobial built-in product protection.
The white tube is comprised of FDA-compliant materials.

Construction
> Tube
White FDA compliant nitrile synthetic rubber
> Cover
Blue Carbryn™ synthetic rubber, ARPM Class A (High Oil Resistance) with Microban® product protection
> Reinforcement
Spiral synthetic yarn

Temperature Range
-20˚F to 210˚F (-29˚C to 99˚C)

Packaging
Bulk

Branding
Example: Fortress® 300 with Microban® Antimicrobial Product Protection 3/4" 300 psi WP Made in USA Continental

Couplings
Contact fitting manufacturer for proper fitting recommendation and coupling procedure.

Order Codes
569-121

Blue Fortress® 300 with FDA Compliant White Tube

SAP #	ID		Nom. OD		Max. WP		Weight	
Blue	**in.**	**mm**	**in.**	**mm**	**psi**	**MPa**	**lb./ft.**	**kg/m**
20189064	1/2	12.7	0.90	22.8	300	2.07	0.30	0.45
20630248	5/8	15.8	1.06	26.9	300	2.07	0.37	0.62
20190318	3/4	19.1	1.19	30.2	300	2.07	0.44	0.65
20459020	1	25.4	1.50	38.1	300	2.07	0.57	0.95

Hose design factor 4:1.
*Microban® antimicrobial product protection inhibits the growth of bacteria, mold and fungi that can cause odor, stains or degradation of the hose cover.
Microban® is intended to protect the hose cover only. It is not a substitute for good sanitary practice.

Air & Multipurpose
General Purpose
Heavy Duty
Push-on
Chemical Transfer
Cleaning Equipment
Food & Beverage Transfer
Food Washdown
Marine
Material Handling
Abrasives
Bulk Transfer
Cement & Concrete
Mining
Petroleum
Aircraft Fueling
Dispensing
Dock
Rig Supply
Transfer Discharge
Transfer S&D
Specialty
Steam
Vacuum
Water
Discharge
Suction & Discharge
Washdown
Garden
Welding
Coupling Systems
Equipment
Appendix

Air & Multipurpose
General Purpose
Heavy Duty
Push-on
Chemical Transfer
Cleaning Equipment
Food & Beverage Transfer
Food Washdown
Marine
Material Handling
Abrasives
Bulk Transfer
Cement & Concrete
Mining
Petroleum
Aircraft Fueling
Dispensing
Dock
Rig Supply
Transfer Discharge
Transfer S&D
Specialty
Steam
Vacuum
Water
Discharge
Suction & Discharge
Washdown
Garden
Welding
Coupling Systems
Equipment
Appendix

Fortress® 300 with Microban® Product Protection

Product Specifications

Application
A high-quality-construction hose for hot water cleanup, up to 200˚F (93˚C). Use this hose in food processing plants, dairies, packing houses, bottling plants, breweries, canneries and creameries. Its super abrasion and oil-resistant cover provides maximum protection against the adverse effects of oil and animal fats. The cover of the Fortress® 300 hose incorporates Microban®* antimicrobial built-in protection.

Construction
> Tube
Black nitrile synthetic rubber
> Cover
Yellow Carbryn™ synthetic rubber, ARPM Class A (High Oil Resistance) with Microban® product protection
> Reinforcement
Spiral synthetic yarn

Temperature Range
-20˚F to 210˚F (-29˚C to 99˚C)

Packaging
1/2"-3/4" - 500' reels, maximum 3 pieces, 50' increments
1" - 450' reels, maximum 3 pieces, 50' increments

Branding
Example: Fortress® 300 with Microban® Antimicrobial Product Protection 3/8" 300 psi WP. Made in USA Continental

Couplings
Use Continental pressure washing fittings with this product. See the Coupling Systems information pages at the back of this catalog for available sizes. Refer to the Continental Industrial Hose Assembly Manual for crimp specifications. Coupled lengths with MxMS fittings and kink guards available.

Order Codes
569-120 (yellow)

Fortress® 300

SAP #	ID		Nom. OD		Max. WP		Weight	
Yellow	in.	mm	in.	mm	psi	MPa	lb./ft.	kg/m
20135640	1/2	12.7	0.90	22.8	300	2.07	0.29	0.43
20135644	5/8	15.9	1.06	27.0	300	2.07	0.36	0.54
20135645	3/4	19.1	1.19	30.2	300	2.07	0.41	0.61
20135646	1	25.4	1.50	38.1	300	2.07	0.60	0.89

Hose design factor 4:1.
*Microban® antimicrobial product protection inhibits the growth of bacteria, mold and fungi that can cause odor, stains or degradation of the hose cover.
Microban® is intended to protect the hose cover only. It is not a substitute for good sanitary practices.

Poseidon

Product Specifications

Application
Poseidon is a high-quality, economical hose for hot water cleanup up to 210˚F (99˚C). Use this hose in food processing plants, dairies, packing houses, bottling plants, breweries, canneries and creameries.

Construction
> Tube
Black nitrile synthetic rubber, ARPM Class A (High Oil Resistance), non-FDA
> Cover
White Chemivic synthetic rubber, ARPM Class A (High Oil Resistance)
> Reinforcement
Spiral synthetic yarn

Temperature Range
-20˚F to 210˚F (-29˚C to 99˚C)

Packaging
1/2"-3/4" – 500' reels, maximum 3 pieces, 50' increments
1" – 450' reels, maximum 3 pieces, 50' increments

Branding
Example: Poseidon (19.1 mm) 300 psi WP Made in USA Continental

Couplings
Contact fitting manufacturer for proper fitting recommendation and coupling procedure.

Order Codes
569-019

Poseidon

SAP #	ID		Nom. OD		Max. WP		Weight	
White	**in.**	**mm**	**in.**	**mm**	**psi**	**MPa**	**lb./ft.**	**kg/m**
20026069	1/2	12.7	0.91	23.1	300	2.07	0.27	0.40
20026071	3/4	19.1	1.18	30.0	300	2.07	0.40	0.60
20026078	1	25.4	1.50	38.1	300	2.07	0.60	0.89

Hose design factor 4:1.

Air & Multipurpose
General Purpose
Heavy Duty
Push-on
Chemical Transfer
Cleaning Equipment
Food & Beverage Transfer
Food Washdown
Marine
Material Handling
Abrasives
Bulk Transfer
Cement & Concrete
Mining
Petroleum
Aircraft Fueling
Dispensing
Dock
Rig Supply
Transfer Discharge
Transfer S&D
Specialty
Steam
Vacuum
Water
Discharge
Suction & Discharge
Washdown
Garden
Welding
Coupling Systems
Equipment
Appendix

Sani-Wash™ Supreme 300

NEW

Product Specifications

Application
Sani-Wash™ Supreme 300 is used for hot water washdown and cleanup, up to 210°F (99°C). Use this hose in food processing plants, dairies, packing houses, bottling plants, breweries, canneries, and creameries. The cover incorporates Microban®* antimicrobial built-in product protection. The white tube is comprised of FDA compliant materials.

Construction
> Tube
White FDA compliant EPDM
> Cover
White EPDM with Microban® product protection
>Reinforcement
Spiral textile reinforcement

Temperature Range
-40°F to 210°F (- 40°C to 99°C)

Branding
Example: Continental Sani-Wash™ Supreme 300 with Antimicrobial Product Protection 300 psi WP 3/4" (19.1 mm) Made in USA

Order Codes
569-122

Sani-Wash™ Supreme 300

SAP #	ID		Nom. OD		Weight	
White	**in.**	**mm**	**in.**	**mm**	**lb./ft.**	**kg/m**
20909658	3/4	19.1	1.17	29.7	0.44	0.65

Hose design factor 4:1.
*Microban® antimicrobial product protection inhibits the growth of bacteria, mold and fungi that can cause odor, stains or degradation of the hose cover.
Microban® is intended to protect the hose cover only. It is not a substitute for good sanitary practices.

Air & Multipurpose
General Purpose
Heavy Duty
Push-on
Chemical Transfer
Cleaning Equipment
Food & Beverage Transfer
Food Washdown
Marine
Material Handling
Abrasives
Bulk Transfer
Cement & Concrete
Mining
Petroleum
Aircraft Fueling
Dispensing
Dock
Rig Supply
Transfer Discharge
Transfer S&D
Specialty
Steam
Vacuum
Water
Discharge
Suction & Discharge
Washdown
Garden
Welding
Coupling Systems
Equipment
Appendix

Super Sani-Wash™ 300

Product Specifications

Application
Super Sani-Wash™ is an economical hose for hot water washdown and cleanup, up to 200°F (93°C). Use this hose in food processing plants, dairies, packing houses, bottling plants, breweries, canneries and creameries. The cover of the Super Sani-Wash™ 300 washdown hose incorporates Microban®* antimicrobial built-in product protection.

Construction
> Tube
EPDM synthetic rubber
> Cover
White EPDM synthetic rubber with Microban® product protection
>Reinforcement
Spiral textile reinforced

Temperature Range
-40°F to 210°F (- 40°C to 99°C)

Packaging
Reels

Branding
Example: Continental Super Sani-Wash™ 300 with Microban® Antimicrobial Product Protection 3/4" (19.1 mm) 300 psi WP Made in USA

Couplings
Contact fitting manufacturer for proper fitting recommendation and coupling procedure.

Non-Stock/Sizes
For special production run minimum requirements, see Appendix C.

Order Codes
569-021

Super Sani-Wash™ 300

SAP #	ID		Nom. OD		Max. WP		Weight	
White	**in.**	**mm**	**in.**	**mm**	**psi**	**MPa**	**lb./ft.**	**kg/m**
20449743	1/2	12.7	0.84	21.3	300	2.07	0.26	0.39
20448570	3/4	19.1	1.17	29.7	300	2.07	0.42	0.63
20449746	1	25.4	1.47	37.3	300	2.07	0.62	0.92

Hose design factor 4:1.
*Microban® antimicrobial product protection inhibits the growth of bacteria, mold and fungi that can cause odor, stains or degradation of the hose cover.
Microban® is intended to protect the hose cover only. It is not a substitute for good sanitary practices.

Air & Multipurpose
General Purpose
Heavy Duty
Push-on
Chemical Transfer
Cleaning Equipment
Food & Beverage Transfer
Food Washdown
Marine
Material Handling
Abrasives
Bulk Transfer
Cement & Concrete
Mining
Petroleum
Aircraft Fueling
Dispensing
Dock
Rig Supply
Transfer Discharge
Transfer S&D
Specialty
Steam
Vacuum
Water
Discharge
Suction & Discharge
Washdown
Garden
Welding
Coupling Systems
Equipment
Appendix

Air & Multipurpose
General Purpose
Heavy Duty
Push-on

Chemical Transfer

Cleaning Equipment

Food & Beverage Transfer

Food Washdown

Marine

Material Handling
Abrasives
Bulk Transfer
Cement & Concrete

Mining

Petroleum
Aircraft Fueling
Dispensing
Dock
Rig Supply
Transfer Discharge
Transfer S&D

Specialty

Steam

Vacuum

Water
Discharge
Suction & Discharge
Washdown
Garden

Welding

Coupling Systems

Equipment

Appendix

Sani-Wash™ 300

Product Specifications

Application
Sani-Wash™ 300 is an economical hose for hot water washdown and cleanup, up to 205˚F (96˚C). Use this hose in food processing plants, dairies, packing houses, bottling plants, breweries, canneries and creameries.

Construction
> Tube
EPDM synthetic rubber
> Cover
White EPDM synthetic rubber
> Reinforcement
Textile reinforced

Temperature Range
-40˚F to 210˚F (-40˚C to 99˚C)

Packaging
1/2"-3/4" – 500' reels, maximum 3 pieces, 50' increments
1" – 450' reels, maximum 3 pieces, 50' increments

Branding
Example: Continental Sani-Wash™ 300 psi WP 3/4" (19.1 mm)
Made in USA

Couplings
Contact fitting manufacturer for proper fitting recommendations and coupling procedure.

Order Codes
569-020

Sani-Wash™ 300

SAP #	ID		Nom. OD		Max. WP		Weight	
White	**in.**	**mm**	**in.**	**mm**	**psi**	**MPa**	**lb./ft.**	**kg/m**
20070992	1/2	12.7	0.84	21.3	300	2.07	0.26	0.39
20136571	5/8	15.9	1.00	25.4	300	2.07	0.31	0.46
20070993	3/4	19.1	1.17	29.7	300	2.07	0.42	0.63
20070994	1	25.4	1.47	37.3	300	2.07	0.62	0.92

Hose design factor 4:1.

Dinga Water-Saving Gun

NEW

Product Specifications

Application
The Dinga Water-Saving Gun is extremely robust and has a long service life due to its high-quality brass/stainless steel design. Additionally, it is protected against shock, heat and cold and has a rubber protection against any damage from caustic solutions and acids. The use of this gun helps to save considerable water and energy costs, which, along with its chemical-free cleaning capability, contributes to the protection of the environment. The flow can be adjusted from a fine spray to a concentrated jet. Thus, the gun is suitable for a careful and efficient cleaning of nearly any professional application.

Working pressures up to 363 psi (25 bar)*, with adjustable water spray, resistant to caustic solution and acids, flow rate of water 25 or 6.6 gallons/minute at 5 bar / 72 psi. Shock-, heat- and cold-proof.

*Hose assemblies are rated to the lowest maximum working pressure of individual hose/fittings/nozzle components.

Temperature Range
122°F / 50°C maximum temperature rating

Couplings
Available for hose connections 1/2" (SAP 20853798), 3/4" (20853799) and 1" (SAP 20853800).

Dinga Water Saving Gun

SAP #	ID		Max. WP		Weight	
	in.	mm	psi	MPa	lb./ft.	kg/m
20836030	1/2	12.7	363	2.5	2.43	1.10

Air & Multipurpose
General Purpose
Heavy Duty
Push-on
Chemical Transfer
Cleaning Equipment
Food & Beverage Transfer
Food Washdown
Marine
Material Handling
Abrasives
Bulk Transfer
Cement & Concrete
Mining
Petroleum
Aircraft Fueling
Dispensing
Dock
Rig Supply
Transfer Discharge
Transfer S&D
Specialty
Steam
Vacuum
Water
Discharge
Suction & Discharge
Washdown
Garden
Welding
Coupling Systems
Equipment
Appendix

Air & Multipurpose
General Purpose
Heavy Duty
Push-on

Chemical Transfer

Cleaning Equipment

Food & Beverage Transfer

Food Washdown

Marine

Material Handling
Abrasives
Bulk Transfer
Cement & Concrete

Mining

Petroleum
Aircraft Fueling
Dispensing
Dock
Rig Supply
Transfer Discharge
Transfer S&D

Specialty

Steam

Vacuum

Water
Discharge
Suction & Discharge
Washdown
Garden

Welding

Coupling Systems

Equipment

Appendix

Protection Ring

NEW

Product Specifications

Application
Rubber protection rings are ideal for food processing applications to lift fittings off of the floor protecting both the floor and the fitting from scratches caused by dropping the fitting. The ID of the protection ring is the same as the size of the OD or a bit smaller to fit tight to the hose in order to avoid sliding off.

When ordering, please specify the size of the hose and the correct protection ring will be shipped to you.

Construction
> Tube
Natural rubber/SBR blend

Temperature Range
-4˚F to 176˚F (-20˚C to 80˚C)

Protection Ring

SAP #	ID		Nom. OD		Color
	in.	mm	in.	mm	
20875950	0.18	4.5	1/2	13.0	Blue
20875951	0.22	5.5	3/4	19.0	Blue
20875952	0.24	6.0	1	25.0	Blue
20875953	0.24	6.0	1 1/4	32.0	Blue
20875954	0.35	9.0	1 1/2	38.0	Blue
20875955	0.35	9.0	1 9/16	40.0	Blue
20875956	0.31	8.0	2	50.0	Blue
20875957	0.39	10.0	2	50.0	Blue
20875958	0.31	8.0	2 5/8	65.0	Blue
20875959	0.47	12.0	2 5/8	65.0	Blue
20875960	0.31	8.0	3	75.0	Blue
20875961	0.47	12.0	3	75.0	Blue
20875962	0.31	8.0	3 1/8	80.0	Blue
20875963	0.55	14.0	3 1/8	80.0	Blue
20875964	0.35	9.0	4	100.0	Blue
20875965	0.59	15.0	4	100.0	Blue

Marine

	Page	SAE	USCG	Hardwall	Softwall
Flexshield Marine Barrier Hose USCG/SAE J1527 & ISO 7840 Type A1-10	136	Yes	Yes		
Marine Fuel Feed Vent Hose USCG/SAE J1527 Type A2	137	Yes	Yes		
Marine Fuel Feed Vent Hose USCG/SAE J1527 Type B2	138	Yes	Yes		
Marine Fuel Line USCG/SAE J1527 & ISO 7840 Type A1	135	Yes	Yes		
Plicord Hardwall Wet Exhaust	130-131		Yes	Yes	
Plicord SAE J1527 Type A2 (fuel fill)	134	Yes	Yes	Yes	
Plicord Softwall Wet Exhaust	132-133		Yes		Yes

Air & Multipurpose
General Purpose
Heavy Duty
Push-on

Chemical Transfer

Cleaning Equipment

Food & Beverage Transfer

Food Washdown

Marine

Material Handling
Abrasives
Bulk Transfer
Cement & Concrete

Mining

Petroleum
Aircraft Fueling
Dispensing
Dock
Rig Supply
Transfer Discharge
Transfer S&D

Specialty

Steam

Vacuum

Water
Discharge
Suction & Discharge
Washdown
Garden

Welding

Coupling Systems

Equipment

Appendix

Plicord® Hardwall Wet Exhaust

Product Specifications

Application
For water suction and discharge applications, including engine intake, bilge exhaust, toilet, holding tank and scupper lines. Also for industrial water suction and discharge applications where unique sizes are required to fit over pipe. Does not meet SAE J2006 R2 Spec.*

Construction
> Tube
Black nitrile synthetic rubber ARPM Class A (High Oil Resistance)
> Cover
Nitrile PVC
> Reinforcement
Spiral-plied synthetic fabric with wire helix

Temperature Range
-20˚F to 180˚F (-29˚C to 82˚C)

Packaging
1/2"-5½" – 50' exact length, coiled and poly-wrapped
6"-8" – 25' exact length, poly-wrapped

Branding (Spiral)
Example: Industrial ORS/Wet Exhaust Continental

Couplings
Contact fitting manufacturer for proper fitting recommendation and coupling procedure.

Order Codes
541-193 (>6")
543-193 (<6")

*Spec 542-812 (<6") and 541-812 (>6") meet the SAE J2006 R2 Spec, but the tube is non-oil-resistant (Class C Oil Resistance).

Air & Multipurpose
General Purpose
Heavy Duty
Push-on
Chemical Transfer
Cleaning Equipment
Food & Beverage Transfer
Food Washdown
Marine
Material Handling
Abrasives
Bulk Transfer
Cement & Concrete
Mining
Petroleum
Aircraft Fueling
Dispensing
Dock
Rig Supply
Transfer Discharge
Transfer S&D
Specialty
Steam
Vacuum
Water
Discharge
Suction & Discharge
Washdown
Garden
Welding
Coupling Systems
Equipment
Appendix

Plicord® Hardwall Wet Exhaust

SAP #	ID		Nom. OD		Max. WP		Bend Radius		Vacuum HG		Weight	
Black	in.	mm	in.	mm	psi	MPa	in.	mm	in.	mm	lb./ft.	kg/m
20142763	1/2	12.7	0.95	24.3	250	1.72	2	51	29	737	0.35	0.52
20149571	5/8	15.9	1.07	27.3	200	1.38	2	51	29	737	0.40	0.59
20133706	3/4	19.0	1.19	30.4	200	1.38	3	76	29	737	0.46	0.68
20142765	7/8	22.2	1.32	33.5	200	1.38	3	76	29	737	0.52	0.77
20129126	1	25.4	1.44	36.6	150	1.03	3	76	29	737	0.57	0.84
20138386	1⅛	28.6	1.58	40.3	150	1.03	4	102	29	737	0.64	0.95
20107682	1¼	31.8	1.70	43.3	150	1.03	4	102	29	737	0.70	1.04
20123332	1⅜	34.9	1.82	46.3	125	0.86	4	102	29	737	0.75	1.11
20123383	1½	38.1	1.94	49.3	100	0.69	4	102	29	737	0.81	1.20
20142751	1⅝	41.3	2.07	52.8	100	0.69	4	102	29	737	0.87	1.29
20123333	1¾	44.4	2.22	56.4	100	0.69	4	102	29	737	0.94	1.40
20105482	1⅞	47.6	2.33	59.3	100	0.69	6	152	29	737	0.99	1.47
20123384	2	50.8	2.44	62.4	75	0.52	6	152	29	737	1.05	1.56
20107683	2⅛	54.0	2.59	65.8	75	0.52	6	152	29	737	1.11	1.65
20138387	2¼	57.1	2.70	68.6	75	0.52	6	152	29	737	1.16	1.72
20140304	2⅜	60.3	2.83	72.1	75	0.52	8	203	29	737	1.22	1.81
20107684	2½	63.5	3.02	76.8	75	0.52	8	203	29	737	1.57	2.33
20135126	2¾	69.8	3.28	83.3	50	0.34	8	203	29	737	1.72	2.56
20139655	2⅞	73.0	3.40	86.5	50	0.34	8	203	29	737	1.79	2.66
20123334	3	76.2	3.51	89.1	50	0.34	10	254	29	737	1.77	2.63
20107686	3⅛	79.4	3.66	93.0	50	0.34	10	254	29	737	1.86	2.77
20135127	3½	88.9	4.05	103.0	50	0.34	10	254	29	737	2.07	3.08
20142764	4	101.6	4.53	115.2	50	0.34	12	305	29	737	2.45	3.65
20278423	4½	114.3	5.10	129.7	30	0.21	14	356	29	737	3.47	5.17
20274816	5	127.0	5.61	142.5	30	0.21	24	610	29	737	3.83	5.70
20183338	6	152.4	6.67	169.4	30	0.21	30	762	29	737	5.19	7.73
20344004	6⅝	168.3	7.49	190.4	30	0.21	36	914	29	737	7.93	11.80
20183339	8	203.2	8.87	225.4	30	0.21	44	1118	29	737	8.92	13.20

Air & Multipurpose
General Purpose
Heavy Duty
Push-on
Chemical Transfer
Cleaning Equipment
Food & Beverage Transfer
Food Washdown
Marine
Material Handling
Abrasives
Bulk Transfer
Cement & Concrete
Mining
Petroleum
Aircraft Fueling
Dispensing
Dock
Rig Supply
Transfer Discharge
Transfer S&D
Specialty
Steam
Vacuum
Water
Discharge
Suction & Discharge
Washdown
Garden
Welding
Coupling Systems
Equipment
Appendix

Plicord® Softwall Wet Exhaust

Product Specifications

Application
For water discharge applications for engines, toilets, scuppers and bilge pumps. Will not pant. Does not meet SAE J2006 R1 Spec.*

Construction
> Tube
Black nitrile synthetic rubber ARPM Class A (High Oil Resistance)
> Cover
Black Chemivic synthetic rubber (wrapped impression)
> Reinforcement
Spiral-plied synthetic fabric

Temperature Range
-20˚F to 180˚F (-29˚C to 82˚C)

Packaging
25' exact lengths, coiled and poly-wrapped

Branding (Spiral)
Example: Industrial ORS/Wet Exhaust Continental

Couplings
Contact fitting manufacturer for proper fitting recommendation and coupling procedure.

Order Codes
543-154 (<6")
541-154 (>6")

*Spec 542-813 (<6") and 541-813 (>6") meet the SAE J2006 R1 Spec, but the tube is non-oil-resistant (Class C Oil Resistance).

Air & Multipurpose
General Purpose
Heavy Duty
Push-on
Chemical Transfer
Cleaning Equipment
Food & Beverage Transfer
Food Washdown
Marine
Material Handling
Abrasives
Bulk Transfer
Cement & Concrete
Mining
Petroleum
Aircraft Fueling
Dispensing
Dock
Rig Supply
Transfer Discharge
Transfer S&D
Specialty
Steam
Vacuum
Water
Discharge
Suction & Discharge
Washdown
Garden
Welding
Coupling Systems
Equipment
Appendix

Plicord® Softwall Wet Exhaust

SAP #	ID		Nom. OD		Max. WP		Weight	
Black	**in.**	**mm**	**in.**	**mm**	**psi**	**MPa**	**lb./ft.**	**kg/m**
20123258	1/2	12.7	0.94	23.9	250	1.72	0.29	0.43
20126043	3/4	19.0	1.18	30.0	200	1.38	0.26	0.38
20115943	7/8	22.2	1.30	33.2	200	1.38	0.44	0.65
20107027	1	25.4	1.43	36.3	150	1.03	0.48	0.71
20156178	1⅛	28.6	1.57	39.9	150	1.03	0.54	0.80
20113717	1¼	31.8	1.69	43.0	150	1.03	0.59	0.87
20107028	1 5/16	33.3	1.75	44.5	125	0.86	0.64	0.90
20110836	1⅜	34.9	1.81	46.0	125	0.86	0.64	0.95
20107029	1½	38.1	1.92	49.0	100	0.62	0.62	0.92
20107050	1⅝	41.3	2.06	52.5	100	0.69	0.74	1.10
20108751	1¾	44.4	2.20	56.0	100	0.69	0.80	1.19
20115942	1⅞	47.6	2.32	59.0	100	0.69	0.84	1.25
20107025	2	50.8	2.51	63.7	75	0.52	1.04	1.54
20137213	2⅛	54.0	2.64	67.1	75	0.52	1.10	1.63
20105483	2¼	57.1	2.75	69.9	75	0.52	1.15	1.71
20105484	2⅜	60.3	2.94	74.7	75	0.52	1.35	2.01
20107080	2½	63.5	3.05	77.6	75	0.52	1.41	2.10
20107081	2⅞	73.0	3.44	87.4	75	0.52	1.61	2.31
20105485	3	76.2	3.54	90.1	50	0.34	1.66	2.47
20137215	3⅛	79.4	3.70	94.0	50	0.34	1.74	2.59
20107082	3½	88.9	4.09	109.0	50	0.34	1.94	2.89
20110837	4	101.6	4.57	116.1	50	0.34	2.18	3.24
20110838	4½	114.3	5.06	128.6	30	0.21	2.43	3.62
20118697	5	127.0	5.56	141.3	30	0.21	2.68	3.99
20137217	5½	139.7	6.09	154.8	30	0.21	2.94	4.38
20114451	6	152.4	6.56	166.6	30	0.21	3.19	4.75
20126042	6⅝	168.3	7.37	187.3	30	0.21	4.78	7.12

Air & Multipurpose
General Purpose
Heavy Duty
Push-on
Chemical Transfer
Cleaning Equipment
Food & Beverage Transfer
Food Washdown
Marine
Material Handling
Abrasives
Bulk Transfer
Cement & Concrete
Mining
Petroleum
Aircraft Fueling
Dispensing
Dock
Rig Supply
Transfer Discharge
Transfer S&D
Specialty
Steam
Vacuum
Water
Discharge
Suction & Discharge
Washdown
Garden
Welding
Coupling Systems
Equipment
Appendix

Plicord® SAE J1527 Type A2 Fuel Fill

Air & Multipurpose
General Purpose
Heavy Duty
Push-on

Chemical Transfer

Cleaning Equipment

Food & Beverage Transfer

Food Washdown

Marine

Material Handling
Abrasives
Bulk Transfer
Cement & Concrete

Mining

Petroleum
Aircraft Fueling
Dispensing
Dock
Rig Supply
Transfer Discharge
Transfer S&D

Specialty

Steam

Vacuum

Water
Discharge
Suction & Discharge
Washdown
Garden

Welding

Coupling Systems

Equipment

Appendix

Product Specifications

Application
The Plicord® SAE J1527 Type A2, ISO 7840 and CE Fuel Fill hose is for marine gasoline tanks. It is the connection from the boat's fuel fill port down to the boat's fuel tank.

Construction
> Tube
Nitrile synthetic rubber ARPM Class A (High Oil Resistance)
> Cover
Chemivic synthetic rubber (wrapped impression)
> Reinforcement
Spiral-plied synthetic fabric with wire helix

Temperature Range
-20˚F to 180˚F (-29˚C to 82˚C)

Packaging
50' exact lengths, coiled and poly-wrapped

Branding
Example: Continental Plicord® SAE J1527
USCG Type A2 ISO 7840

Couplings
Contact fitting manufacturer for proper fitting recommendation and coupling procedure.

Order Codes
543-414

Plicord® SAE J1527 Type A2

SAP #	ID		Nom. OD		Max. WP		Vacuum HG		Weight	
Black	in.	mm	in.	mm	psi	MPa	in.	mm	lb./ft.	kg/m
20050850	1¼	31.8	1.70	43.2	100	0.69	29	737	0.68	1.01
20017852	1½	38.0	1.86	47.1	100	0.69	29	737	0.65	0.97
20017855	1⅞	47.6	2.30	58.4	100	0.69	29	737	0.96	1.43
20095640	2	50.8	2.43	61.7	50	0.34	29	737	1.01	1.50
20017857	2⅜	69.9	2.80	71.1	50	0.34	29	737	1.19	1.77

Marine Fuel Line USCG/SAE J1527 & ISO 7840 Type A1

Product Specifications

Application
For marine gasoline tanks. For fuel feed and vent applications on marine pleasure craft. It meets U.S. Coast Guard and International Marine Certification Institute requirements for Type A1 service.

Construction
> Tube
Black nitrile synthetic rubber ARPM Class A (High Oil Resistance)
> Cover
Black Chemivic synthetic rubber
> Reinforcement
Spiral synthetic yarn

Temperature Range
0˚F to 115˚F (-17˚C to 46˚C)

Packaging
200' reels, maximum 3 pieces, increments of 50'

Branding
Example: Continental USCG/SAE J 1527
Type A1 ISO 7840-A1 CE

Couplings
Contact fitting manufacturer for proper fitting recommendation and coupling procedure.

Order Codes
595-032

Marine Fuel Line SAE J1527 Type A1

SAP #	ID		Nom. OD		Max. WP		Weight	
Black	**in.**	**mm**	**in.**	**mm**	**psi**	**MPa**	**lb./ft.**	**kg/m**
20069186	1/4	6.4	0.65	16.5	49	0.34	0.17	0.25
20069187	5/16	7.9	0.71	18.0	49	0.34	0.19	0.28
20069188	3/8	9.5	0.78	19.8	49	0.34	0.20	0.30
20028994	1/2	12.7	0.89	23.0	36	0.25	0.26	0.39
20106800	5/8	15.9	1.06	25.8	36	0.25	0.35	0.52

Air & Multipurpose
General Purpose
Heavy Duty
Push-on
Chemical Transfer
Cleaning Equipment
Food & Beverage Transfer
Food Washdown
Marine
Material Handling
Abrasives
Bulk Transfer
Cement & Concrete
Mining
Petroleum
Aircraft Fueling
Dispensing
Dock
Rig Supply
Transfer Discharge
Transfer S&D
Specialty
Steam
Vacuum
Water
Discharge
Suction & Discharge
Washdown
Garden
Welding
Coupling Systems
Equipment
Appendix

Air & Multipurpose
General Purpose
Heavy Duty
Push-on
Chemical Transfer
Cleaning Equipment
Food & Beverage Transfer
Food Washdown
Marine
Material Handling
Abrasives
Bulk Transfer
Cement & Concrete
Mining
Petroleum
Aircraft Fueling
Dispensing
Dock
Rig Supply
Transfer Discharge
Transfer S&D
Specialty
Steam
Vacuum
Water
Discharge
Suction & Discharge
Washdown
Garden
Welding
Coupling Systems
Equipment
Appendix

Flexshield™ SAE J1527 USCG Type A1-10 / ISO 7840 Marine Barrier Hose

Product Specifications

Application
This hose is designed for marine gasoline tanks for fuel feed and vent applications on marine pleasure craft. Its barrier style construction meets the new EPA requirements for low permeation class A1-10 marine fuel lines. The fire-resistant cover provides a minimum 2½-minute of fire resistance for USCG Type A Service.

Construction
> Tube
Black Chemivic synthetic rubber
> Cover
Nitrile synthetic rubber
> Reinforcement
Polyester spiral with nylon barrier

Temperature Range
-20°F to 180°F (-29°C to 82°C)

Packaging
Reels

Branding
Example: Flexshield™ 5412 3/8" SAE J1527 USCG Type A1-10 / ISO 7840-A1 CE Continental

Couplings
Contact fitting manufacturer for proper fitting recommendation and coupling procedure.

Non-Stock/Sizes
Contact a Continental representative for special production run minimum requirements and private label options.

Order Codes
1/4" – 475-412-008
5/16" – 475-412-010
3/8" – 475-412-012
1/2" – 475-412-016

Flexshield™ SAE J1527 Type A1-10

SAP #	ID		Nom. OD		Weight		Min. Burst	
Black	in.	mm	in.	mm	lb./ft.	kg/m	psi	bar
20464766	1/4	5.95	0.63	15.92	0.15	0.23	250	17.2
20464768	5/16	7.54	0.66	16.71	0.16	0.24	250	17.2
20464769	3/8	9.12	0.73	18.41	0.20	0.30	250	17.2

Marine Fuel Feed Vent Hose USCG/ SAE J1527 Type A2 Fire Retardant

Product Specifications

Application
For fuel feed and vent application on marine pleasure craft.

Construction
> Tube
Black nitrile synthetic rubber ARPM Class A (High Oil Resistance)
> Cover
Gray Chemivic synthetic rubber
> Reinforcement
Spiral synthetic yarn

Temperature Range
0˚F to 115˚F (-18˚C to 46˚C)

Packaging
500'-750' reels, maximum 3 pieces, minimum length 35'

Branding (Spiral)
Example: Continental USCG/SAE J 1527 Type A2

Couplings
Contact fitting manufacturer for proper fitting recommendation and coupling procedure.

Order Codes
595-022

Marine Fuel Feed Vent Hose Type A2

SAP #	ID		Nom. OD		Max. WP		Weight	
	in.	mm	in.	mm	psi	MPa	lb./ft.	kg/m
	1/4	6.4	0.66	16.8	35	0.24	0.19	0.28
	5/16	7.9	0.72	18.3	35	0.24	0.22	0.33
	3/8	9.5	0.78	19.8	35	0.24	0.24	0.36
	1/2	12.7	0.91	23.1	35	0.24	0.30	0.45
	5/8	15.9	0.96	25.8	35	0.24	0.34	0.51

Air & Multipurpose
General Purpose
Heavy Duty
Push-on
Chemical Transfer
Cleaning Equipment
Food & Beverage Transfer
Food Washdown
Marine
Material Handling
Abrasives
Bulk Transfer
Cement & Concrete
Mining
Petroleum
Aircraft Fueling
Dispensing
Dock
Rig Supply
Transfer Discharge
Transfer S&D
Specialty
Steam
Vacuum
Water
Discharge
Suction & Discharge
Washdown
Garden
Welding
Coupling Systems
Equipment
Appendix

Air & Multipurpose
General Purpose
Heavy Duty
Push-on

Chemical Transfer

Cleaning Equipment

Food & Beverage Transfer

Food Washdown

Marine

Material Handling
Abrasives
Bulk Transfer
Cement & Concrete

Mining

Petroleum
Aircraft Fueling
Dispensing
Dock
Rig Supply
Transfer Discharge
Transfer S&D

Specialty

Steam

Vacuum

Water
Discharge
Suction & Discharge
Washdown
Garden

Welding

Coupling Systems

Equipment

Appendix

Marine Fuel Feed Vent Hose USCG/SAE J1527 Type B2 Non-Fire Retardant

Product Specifications

Application
For fuel feed and vent application on marine pleasure craft.

Construction
> Tube
Nitrile synthetic rubber (ARPM Class A) (High Oil Resistance)
> Cover
Gray Chemivic synthetic rubber
> Reinforcement
Spiral synthetic yarn

Temperature Range
0˚F to 115˚F (-18˚C to 46˚C)

Packaging
500'-750', maximum 3 pieces, minimum length 35'

Branding
Example: Continental USCG/SAE J 1527 Type B2

Couplings
Contact fitting manufacturer for proper fitting recommendation and coupling procedure.

Order Codes
595-009

Marine Fuel Feed Vent Hose Type B2

SAP #	ID		Nom. OD		Max. WP		Weight	
Gray	in.	mm	in.	mm	psi	MPa	lb./ft.	kg/m
	1/4	6.4	0.58	14.7	34	0.23	0.12	0.18
	5/16	7.9	0.66	16.8	34	0.23	0.15	0.22
20028805	3/8	9.5	0.70	17.8	34	0.23	0.16	0.24
	1/2	12.7	0.81	20.6	34	0.23	0.18	0.27
20028810	5/8	15.9	0.96	24.4	34	0.23	0.19	0.28

Abrasives

	Page	Food Grade	Clear	Static Dissipating/ Static Conductive Tube	Temp. Range	Static Wire	Thermo-plastic	Rubber
Artrac	146			Yes	-40°F to 158°F (-40°C to 70°C)		Yes	
Arvac SW	145				-40°F to 158°F (-40°C to 70°C)	Yes	Yes	
Blucor	143			Yes*	-25°F to 180°F (-32°C to 82°C)			Yes
Blucor Couplings	144							
Diversiflex	147			Yes*	-25°F to 180°F (-32°C to 82°C)			Yes
Diversipipe 75	148			Yes*	-40°F to 180°F (-40°C to 82°C)			Yes
Diversipipe 150	149			Yes*	-40°F to 180°F (-40°C to 82°C)			Yes
Flexible Downspout	150				-25°F to 180°F (-32°C to 82°C)			Yes
Plicord Blast	141			Yes	-25°F to 180°F (-32°C to 82°C)			Yes
Plicord Dredge Sleeve	152			Yes	-25°F to 180°F (-32°C to 82°C)			Yes
Plicord Hydrovator	151			Yes	-25°F to 180°F (-32°C to 82°C)			Yes
Plicord RVC	153				-20°F to 180°F (-29°C to 82°C)			Yes
Plicord Sand Suction	154			Yes	-25°F to 180°F (-32°C to 82°C)			Yes
Plicord XF Blast	142			Yes	-25°F to 180°F (-32°C to 82°C)			Yes
Sandblast Deadman	140				-20°F to 190°F (-29°C to 88°C)			Yes
Spiraflex Air Seeder	155		Yes		0°F to 158°F (-18°C to 70°C)			
Spirathane HD	156				0°F to 158°F (-18°C to 70°C)		Yes	
Spirathane LD	158		Yes		0°F to 158°F (-18°C to 70°C)		Yes	
Spirathane PT	157	Yes	Yes		0°F to 158°F (-18°C to 70°C)	Yes	Yes	

*Black Chemituf® only.

Air & Multipurpose
General Purpose
Heavy Duty
Push-on

Chemical Transfer

Cleaning Equipment

Food & Beverage Transfer
Food Washdown

Marine

Material Handling
Abrasives
Bulk Transfer
Cement & Concrete

Mining

Petroleum
Aircraft Fueling
Dispensing
Dock
Rig Supply
Transfer Discharge
Transfer S&D

Specialty

Steam

Vacuum

Water
Discharge
Suction & Discharge
Washdown
Garden

Welding

Coupling Systems

Equipment

Appendix

Air & Multipurpose
General Purpose
Heavy Duty
Push-on
Chemical Transfer
Cleaning Equipment
Food & Beverage Transfer
Food Washdown
Marine
Material Handling
Abrasives
Bulk Transfer
Cement & Concrete
Mining
Petroleum
Aircraft Fueling
Dispensing
Dock
Rig Supply
Transfer Discharge
Transfer S&D
Specialty
Steam
Vacuum
Water
Discharge
Suction & Discharge
Washdown
Garden
Welding
Coupling Systems
Equipment
Appendix

Sandblast Deadman

Product Specifications

Application
The double-line Sandblast Deadman hose is for use with systems to automatically shut-off of sandblasting equipment at the operator-end of the system. Used in a pneumatic closed-circuit pattern, the Deadman hose is connected to air-actuated shut valves which, in turn, are controlled at all times by the sandblast operator via a "deadman" switch at the nozzle end of the sandblast hose.

Construction
> Tube
Premium-quality EPDM synthetic rubber, ARPM Class C (Limited Oil Resistance)
> Cover
Yellow/yellow, red/blue, red/black, yellow/gray, or blue/blue EPDM, ARPM Class C (Limited Oil Resistance)
> Reinforcement
Spiral-plied synthetic yarn

Temperature Range
-20˚F to 190˚F (-29˚C to 88˚C)

Packaging
450'–750' reels, maximum 2 pieces, minimum length 25'

Branding
Continuous brand 3/16" ID (4.8 mm) Sandblast Deadman Made in USA Continental

Couplings
Contact fitting manufacturer for proper fitting recommendation and coupling procedure.

Order Codes
569-595 (yellow/yellow)
569-676 (red/black)
569-696 (yellow/gray)
569-628 (blue/blue)

Sandblast Deadman

SAP #				ID		Nom. OD		Max. WP		Weight	
Yellow/ Yellow	Red/ Black	Yellow/ Gray	Blue/ Blue	in.	mm	in.	mm	psi	MPa	lb./ft.	kg/m
20027303	20709610	20646905	20658279	3/16	4.8	0.44	11.2	200	1.38	0.14	0.21

Hose design factor 4:1.

Plicord® Blast

Product Specifications

Application
Plicord® Blast is a heavy-duty hose for steel shot or sand blasting in cleaning or finishing metal, stone, glass or other surfaces.

Construction
> Tube
Chemituf® synthetic rubber (static dissipating/static conductive)
> Cover
2-ply: Black SBR synthetic rubber (wrapped impression)
4-ply: Green SBR synthetic rubber (wrapped impression)
> Reinforcement
Spiral-plied synthetic fabric

Temperature Range
-25˚F to 180˚F (-32˚C to 82˚C)

Packaging
50' lengths, coiled and poly-wrapped

Branding (Spiral)
Example: Continental Plicord® Blast 150 psi WP

Couplings
Contact fitting manufacturer for proper fitting recommendation and coupling procedure.

Order Codes
See below.

Plicord® Blast (2-Ply)

Order Codes: 549-020, Survivor® 549-805

SAP #		ID		Nom. OD		Max. WP		Weight	
Black	**Survivor® Compound**	**in.**	**mm**	**in.**	**mm**	**psi**	**MPa**	**lb./ft.**	**kg/m**
20018947	20673581	1/2	12.7	1.13	28.7	150	1.03	0.41	0.61
20018954	20673582	3/4	19.1	1.48	37.6	150	1.03	0.68	1.01
20018963	20673583	1	25.4	1.88	47.8	150	1.03	1.05	1.56
20018972	20673584	1¼	31.8	2.16	54.9	150	1.03	1.26	1.88
20018982	20673585	1½	38.1	2.38	60.5	150	1.03	1.42	2.11
20018993	20677610	2	50.8	2.86	72.6	150	1.03	1.70	2.53

Plicord® Blast (4-Ply)

Order Codes: 549-027

SAP #	ID		Nom. OD		Max. WP		Weight	
Green	**in.**	**mm**	**in.**	**mm**	**psi**	**MPa**	**lb./ft.**	**kg/m**
20031672	1/2	12.7	1.14	26.7	150	1.03	0.44	0.61
20019031	3/4	19.1	1.50	38.1	150	1.03	0.71	1.06
20019033	1	25.4	1.88	47.8	150	1.03	1.08	1.61
20019037	1¼	31.8	2.16	54.9	150	1.03	1.31	1.95
20019040	1½	38.1	2.38	60.5	150	1.03	1.45	2.16
20019043	2	50.8	2.88	73.2	150	1.03	1.75	2.60

Hose design factor 4:1.

Air & Multipurpose
General Purpose
Heavy Duty
Push-on
Chemical Transfer
Cleaning Equipment
Food & Beverage Transfer
Food Washdown
Marine
Material Handling
Abrasives
Bulk Transfer
Cement & Concrete
Mining
Petroleum
Aircraft Fueling
Dispensing
Dock
Rig Supply
Transfer Discharge
Transfer S&D
Specialty
Steam
Vacuum
Water
Discharge
Suction & Discharge
Washdown
Garden
Welding
Coupling Systems
Equipment
Appendix

Air & Multipurpose
General Purpose
Heavy Duty
Push-on
Chemical Transfer
Cleaning Equipment
Food & Beverage Transfer
Food Washdown
Marine
Material Handling
Abrasives
Bulk Transfer
Cement & Concrete
Mining
Petroleum
Aircraft Fueling
Dispensing
Dock
Rig Supply
Transfer Discharge
Transfer S&D
Specialty
Steam
Vacuum
Water
Discharge
Suction & Discharge
Washdown
Garden
Welding
Coupling Systems
Equipment
Appendix

Plicord® XF Blast

Product Specifications

Application
Plicord® XF Blast is a standard-duty hose for steel shot or sand blasting in cleaning or finishing metal, stone, glass or other surfaces.

Construction
> Tube
Chemituf® synthetic rubber (static dissipating/static conductive)
> Cover
Black SBR synthetic rubber (static dissipating/static conductive) (wrapped impression)
> Reinforcement
Spiral-plied synthetic fabric

Temperature Range
-25˚F to 180˚F (-32˚C to 82˚C)

Packaging
50' lengths, coiled and poly-wrapped

Branding (Spiral)
Example: Continental Plicord® XF Blast 150 psi WP

Couplings
Contact fitting manufacturer for proper fitting recommendation and coupling procedure.

Order Codes
549-018 (black 2-ply)
549-019 (black 4-ply)

Plicord® XF Blast (2-Ply)

SAP #	ID		Nom. OD		Max. WP		Weight	
Black	**in.**	**mm**	**in.**	**mm**	**psi**	**MPa**	**lb./ft.**	**kg/m**
20018907	5/8	15.9	1.13	28.7	150	1.03	0.37	0.55
20018911	7/8	22.2	1.51	38.4	150	1.03	0.61	0.91
20018913	1⅛	28.6	1.88	47.8	150	1.03	0.92	1.37
20018916	1⅜	34.9	2.15	54.6	150	1.03	1.12	1.67
20018920	1⅝	41.3	2.38	60.5	150	1.03	1.21	1.80
20018924	2⅛	54.0	2.89	73.4	150	1.03	1.53	2.28

Plicord® XF Blast (4-Ply)

SAP #	ID		Nom. OD		Max. WP		Weight	
Black	**in.**	**mm**	**in.**	**mm**	**psi**	**MPa**	**lb./ft.**	**kg/m**
20018925	5/8	15.9	1.12	28.5	150	1.03	0.35	0.52
20018927	7/8	22.2	1.50	38.1	150	1.03	0.71	1.06
20018929	1⅛	28.6	1.88	47.8	150	1.03	0.93	1.38
20018933	1⅜	34.9	2.16	54.9	150	1.03	1.11	1.65
20018938	1⅝	41.3	2.38	60.5	150	1.03	1.23	1.83
20018943	2⅛	54.0	2.88	73.2	150	1.03	1.48	2.20

Hose design factor 4:1.

Blucor™

Product Specifications

Application
Blucor™ material handling hose with the Continental 150 psi bolt-on split flange coupling is an easy and economical choice. Blucor™ has the high strength needed to handle pressure or suction service in the transfer of dry bulk, slurry, salt, cement, fertilizers and a limited quantity of oil-based products.

Construction
> Tube
3/8" black Pureten™, 3/8" black Chemituf® (static dissipating/ static conductive), or 3/8" tan Pureten™
> Cover
Black corrugated abrasion-resistant SBR (wrapped impression)
> Reinforcement
Spiral-plied synthetic fabric with wire helix

Temperature Range
-25˚F to 180˚F (-32˚C to 82˚C)

Packaging
3"-8" – Coiled or straight, poly-wrapped
10"-16" – Straight, poly-wrapped

Branding (Spiral)
Example: Continental Blucor™ Black Pureten™ Liner

Couplings
Blucor™ bolt-on split flange couplings, see next page.

Non-Stock/Sizes
Maximum shipping length: 3" - 8": 100'; 10", 12" & 16": 50'

Order Codes
541-789 (black Pureten™)
541-458 (tan Pureten™)
541-788 (black Chemituf®)
541-934 (Survivor®)

Blucor™

SAP #				ID		Nom. OD		Max. WP	Bend Radius		Vacuum HG		Weight	
Black Pureten	Tan Pureten	Black Chemituf®	w/ Survivor® Compound	in.	mm	in.	mm	psi	in.	mm	in.	mm	lb./ft.	kg/m
20016075	20727995	20174317	20677611	3	76.2	4.39	111.5	150	16	406	29	737	4.63	6.89
20016084	20015583	20472262	20606370	4	101.6	5.25	133.4	150	20	508	29	737	5.67	8.44
20016105	20015584	20016070	20673534	6	152.4	7.37	187.2	150	36	914	29	737	9.48	14.11
20016127	20091843	20616942	20710232	8	203.2	9.44	239.8	150	48	1219	29	737	14.20	21.13
20016144	20015585	20099997	20548906	10	254.0	11.38	289.1	150	60	1524	29	737	16.63	24.75
20032306	20015586	20050994		12	304.8	13.81	350.8	100	72	1829	29	737	23.40	34.82

Hose design factor 4:1.

Air & Multipurpose
General Purpose
Heavy Duty
Push-on
Chemical Transfer
Cleaning Equipment
Food & Beverage Transfer
Food Washdown
Marine
Material Handling
Abrasives
Bulk Transfer
Cement & Concrete
Mining
Petroleum
Aircraft Fueling
Dispensing
Dock
Rig Supply
Transfer Discharge
Transfer S&D
Specialty
Steam
Vacuum
Water
Discharge
Suction & Discharge
Washdown
Garden
Welding
Coupling Systems
Equipment
Appendix

Air & Multipurpose
General Purpose
Heavy Duty
Push-on
Chemical Transfer
Cleaning Equipment
Food & Beverage Transfer
Food Washdown
Marine
Material Handling
Abrasives
Bulk Transfer
Cement & Concrete
Mining
Petroleum
Aircraft Fueling
Dispensing
Dock
Rig Supply
Transfer Discharge
Transfer S&D
Specialty
Steam
Vacuum
Water
Discharge
Suction & Discharge
Washdown
Garden
Welding
Coupling Systems
Equipment
Appendix

Blucor™ Couplings Bolt-On Split Flange Couplings

Product Specifications

Specifications
Each fitting is manufactured of high-tensile 432 aluminum alloy. All flanges are 150 lb. ANSI B16.5. Bolt-on split flange couplings are supplied with necessary mounting hardware (bolts, nuts and washers). Internal configurations of fitting corrugations have been designed specifically to match the corrugation of the Blucor™ hose.

Order Codes
604-189

Blucor™ Couplings

SAP #	ID		Nom. OD		Weight	
	in.	mm	in.	mm	lb./ft.	kg/m
20021516	3	76.2	7.5	190.5	3.6	5.36
20021517	4	101.6	8.75	228.6	4.0	5.95
20021518	6	152.4	11.25	279.4	8.2	12.20
20021519	8	203.2	13.5	342.9	14.0	20.83
20021520	10	254.0	16.0	406.4	25.0	37.20
20021521	12	304.8	19.0	482.6	30.0	44.64

Arvac™ SW

Product Specifications

Application
Arvac™ SW is a heavy-duty abrasion-resistant suction hose used for a variety of abrasive material-handling applications, including the transfer of sand, gravel, cement, fly ash, glass, metals, plastic pellets, fertilizers, rock salts and slurries. Static wire for static dissipation.

Construction
> Tube
Abrasion-resistant thermoplastic urethane
> Cover
Static-dissipating thermoplastic alloyed blend of nitrile and PVC
> Reinforcement
Rigid high-density PVC helix

Temperature Range
-40˚F to 158˚F (-40˚C to 70˚C)

Packaging
1¼"-6" – 20' lengths, polytube; 100' lengths, coiled and poly-wrapped
8"-10" –20', 40' and 50' lengths, polytube

Branding
Not branded

Couplings
Contact fitting manufacturer for proper fitting recommendation and coupling procedure.

Non-Stock/Sizes
Contact Continental for special production run minimum requirements.

Order Code 586-550

Please ensure flow of material is in the direction of the arrow printed on the hose. The method of manufacturing results in a hose with a lower coefficient of friction and longer life when used in the proper direction.

Arvac™ SW

SAP #	ID		Nom. OD		Max. WP		Weight		Vacuum HG		Bend Radius		Length
Black	**in.**	**mm**	**in.**	**mm**	**psi**	**MPa**	**lb./ft.**	**kg/m**	**in.**	**mm**	**in.**	**mm**	**ft.**
20448195	1¼	31.8	1.60	40.7	45	0.31	0.35	0.52	29	737	3.0	76	100
20448194	1½	38.1	1.87	47.4	40	0.28	0.39	0.58	29	737	3.0	76	100
20448193	2	50.8	2.46	62.5	40	0.28	0.67	0.99	29	737	2.5	63	100
20448192	2½	63.5	3.03	77.0	35	0.24	0.90	1.33	29	737	4.0	101	100
20448191	3	76.2	3.60	91.5	30	0.21	1.17	1.73	29	737	6.0	152	100
20448190	4	101.6	4.74	120.5	30	0.21	1.97	2.91	29	737	7.0	177	100
20447689	5	127.0	5.81	147.5	30	0.21	2.58	3.82	29	737	8.0	203	100
20452698	6	152.4	6.89	175.0	25	0.17	3.32	4.91	29	737	8.0	203	20
20452697	6	152.4	6.89	175.0	25	0.17	3.32	4.91	29	737	8.0	203	50
20447688	6	152.4	6.89	175.0	25	0.17	3.32	4.91	29	737	8.0	203	100
20447687	8	203.2	9.13	232.0	20	0.14	5.66	8.38	29	737	18.0	456	20
20450354	8	203.2	9.13	232.0	20	0.14	5.66	8.38	29	737	18.0	456	50
20447686	10	254.0	11.16	283.5	20	0.14	7.86	11.63	29	737	36.0	912	20
20460651	10	254.0	11.16	283.5	20	0.14	7.86	11.63	29	737	36.0	912	40

Hose design factor 3:1.

Air & Multipurpose
General Purpose
Heavy Duty
Push-on
Chemical Transfer
Cleaning Equipment
Food & Beverage Transfer
Food Washdown
Marine
Material Handling
Abrasives
Bulk Transfer
Cement & Concrete
Mining
Petroleum
Aircraft Fueling
Dispensing
Dock
Rig Supply
Transfer Discharge
Transfer S&D
Specialty
Steam
Vacuum
Water
Discharge
Suction & Discharge
Washdown
Garden
Welding
Coupling Systems
Equipment
Appendix

Air & Multipurpose
General Purpose
Heavy Duty
Push-on
Chemical Transfer
Cleaning Equipment
Food & Beverage Transfer
Food Washdown
Marine
Material Handling
Abrasives
Bulk Transfer
Cement & Concrete
Mining
Petroleum
Aircraft Fueling
Dispensing
Dock
Rig Supply
Transfer Discharge
Transfer S&D
Specialty
Steam
Vacuum
Water
Discharge
Suction & Discharge
Washdown
Garden
Welding
Coupling Systems
Equipment
Appendix

Artrac®

Product Specifications

Application
The Artrac® hose is used for a variety of abrasive, material-handling applications to transfer sand, gravel, cement, fly ash, glass, metals, plastic pellets, fertilizers, rock salts and slurries.

Construction
> Tube
Static conductive thermoplastic alloyed blend of PVC and nitrile
> Cover
Static-dissipating thermoplastic alloyed blend of nitrile and PVC
> Reinforcement
Rigid high-density PVC helix

Temperature Range
-40˚F to 158˚F (-40˚C to 70˚C)

Packaging
1¼"-6" – 100' lengths, coiled and poly-wrapped
8"-10" – 20' lengths, polytube

Branding
Not branded

Couplings
Contact fitting manufacturer for proper fitting recommendation and coupling procedure.

Non-Stock/Sizes
Contact customer service

Order Code 586-462

Please ensure flow of material is in the direction of the arrow printed on the hose. The method of manufacturing results in a hose with a lower coefficient of friction and longer life when used in the proper direction.

Artrac®

SAP #	ID		Nom. OD		Max. WP		Bend Radius		Vacuum HG		Weight	
Black	**in.**	**mm**	**in.**	**mm**	**psi**	**MPa**	**in.**	**mm**	**in.**	**mm**	**lb./ft.**	**kg/m**
20013527	1¼	31.8	1.63	41.4	45	0.31	3.0	76	29	737	0.34	0.51
20013528	1½	38.1	1.89	48.0	40	0.28	3.0	76	29	737	0.40	0.60
20013529	2	50.8	2.47	62.7	40	0.28	2.5	63	29	737	0.67	1.00
20013531	2½	63.5	3.05	77.5	35	0.24	4.0	101	29	737	0.87	1.29
20013532	3	76.2	3.69	93.7	30	0.21	6.0	152	29	737	1.16	1.73
20013535	4	101.6	4.81	122.2	30	0.21	7.0	177	29	737	2.16	3.21
20013539	5	127.0	5.78	146.8	30	0.21	8.0	203	29	737	2.60	3.87
20013545	6	152.4	7.08	179.8	25	0.17	8.0	203	29	737	3.43	5.10
20013552	8	203.2	9.22	234.2	20	0.14	18.0	456	29	737	5.84	8.69
20013554	10	254.0	11.21	284.7	20	0.14	36.0	912	29	737	7.96	11.85

Hose design factor 3:1.

Diversiflex™

Product Specifications

Application
Diversiflex™ provides the high strength needed to handle pressure or suction service in the movement of non-oily dry bulk materials such as salt, cement, fertilizers and dry chemicals. Typical applications include unloading hoppers to rail cars or barges and transferring materials from rail cars or barges to storage units.

Construction
> Tube
1/4" Black Chemituf® synthetic rubber for abrasion resistance (static dissipating/static conductive)
> Cover
Abrasion-resistant SBR synthetic rubber (corrugated surface) (wrapped impression)
> Reinforcement
Spiral-plied synthetic fabric with wire helix

Temperature Range
-25˚F to 180˚F (-32˚C to 82˚C)

Packaging
Poly-wrapped

Branding
Example: Continental Diversiflex™ Hose 75 psi Max WP

Couplings
Contact fitting manufacturer for proper fitting recommendation and coupling procedure.

Non-Stock/Sizes
Available up to 18" ID

Order Codes
541-400

Diversiflex™

SAP #	ID		Nom. OD		Max. WP		Bend Radius		Vacuum HG		Weight	
Black	**in.**	**mm**	**in.**	**mm**	**psi**	**MPa**	**in.**	**mm**	**in.**	**mm**	**lb./ft.**	**kg/m**
20212864	4	101.6	4.88	124.0	75	0.52	20	508	29	737	3.43	5.10
20116642	5	127.0	6.25	158.5	75	0.52	25	635	29	737	6.32	9.41
20325641	6	152.4	6.92	175.8	75	0.52	36	914	29	737	5.84	8.69
20268121	6⅝	168.3	7.60	193.0	75	0.52	40	1016	29	737	7.04	10.48
20015474	8	203.2	9.05	229.9	75	0.52	48	1219	29	737	9.22	13.72
20031577	8⅝	219.2	9.69	246.1	75	0.52	52	1321	29	737	10.82	16.10
20316082	10	254.0	11.04	280.4	75	0.52	60	1524	29	737	12.04	17.92
20587462	12	304.8	13.16	334.3	75	0.52	72	1829	29	737	16.38	24.38
20646669	12¾	323.9	13.91	353.3	75	0.52	77	1956	29	737	17.78	26.46

Hose design factor 4:1.

Air & Multipurpose
General Purpose
Heavy Duty
Push-on
Chemical Transfer
Cleaning Equipment
Food & Beverage Transfer
Food Washdown
Marine
Material Handling
Abrasives
Bulk Transfer
Cement & Concrete
Mining
Petroleum
Aircraft Fueling
Dispensing
Dock
Rig Supply
Transfer Discharge
Transfer S&D
Specialty
Steam
Vacuum
Water
Discharge
Suction & Discharge
Washdown
Garden
Welding
Coupling Systems
Equipment
Appendix

Air & Multipurpose
General Purpose
Heavy Duty
Push-on
Chemical Transfer
Cleaning Equipment
Food & Beverage Transfer
Food Washdown
Marine
Material Handling
Abrasives
Bulk Transfer
Cement & Concrete
Mining
Petroleum
Aircraft Fueling
Dispensing
Dock
Rig Supply
Transfer Discharge
Transfer S&D
Specialty
Steam
Vacuum
Water
Discharge
Suction & Discharge
Washdown
Garden
Welding
Coupling Systems
Equipment
Appendix

Diversipipe® 75

Product Specifications

Application
Diverspipe® 75 is a high-quality flexible hose for replacing cast iron pipes for the transfer of abrasive materials or corrosive chemicals where installation requires minimum bends or where the inherent flexibility of a durable rubber hose is required. This hose is also available in a softwall construction for discharge service.

Construction
> Tube
Black Chemituf® synthetic rubber (static dissipating/static conductive) for slurry and dry bulk transfer; black Pureten™ for slurry; tan Pureten™ for slurry with high kinetic energy
> Cover
SBR synthetic rubber (wrapped impression)
> Reinforcement
Spiral-plied synthetic fabric with wire helix

Temperature Range
-40˚F to 180˚F (-40˚C to 82˚C)

Packaging
Poly-wrapped

Branding
Example: Continental Plicord® 75 psi WP

Couplings
Contact fitting manufacturer for proper fitting recommendation and coupling procedure.

Non-Stock/Sizes
Available up to 18" ID

Order Codes
Black Chemituf®: 541-047 (1/4" tube gauge)
541-044* (3/8" tube gauge)
541-050* (1/2" tube gauge)
Black Pureten™: 541-731 (1/4" tube gauge)
Tan Pureten™: 541-335 (1/4" tube gauge)
541-353* (3/8" tube gauge)

Diverispipe® 75

SAP #*			ID		Nom. OD		Max. WP		Bend Radius		Vacuum HG		Weight	
1/4"	1/4"	3/8"	in.	mm	in.	mm	psi	MPa	in.	mm	in.	mm	lb./ft.	kg/m
20469185		20609650	2	50.8	2.91	73.9	75	0.52	12	304.80	29	736.6	1.98	2.95
20258672			2½	63.5	3.39	86.1	75	0.52	15	381.00	29	736.6	2.44	3.64
20308540		20015308	3	76.2	3.89	98.8	75	0.52	18	457.20	29	736.6	2.99	4.46
20269761	20613574	20015309	4	101.6	4.91	124.7	75	0.52	24	609.60	29	736.6	3.79	5.65
20014880	20320682	20015310	4½	114.3	5.50	139.7	75	0.52	27	685.80	29	736.6	4.74	7.06
20269636			5	127.0	6.44	163.6	75	0.52	30	762.00	29	736.6	5.48	8.17
20421310	20015288	20015313	6	152.4	7.13	181.1	75	0.52	36	914.40	29	736.6	7.33	10.92
20268296	20015290		6⅝	168.3	7.78	197.6	75	0.52	39.7	1009.65	29	736.6	8.36	12.46
20472389	20015291	20015315	8	203.2	9.19	233.4	75	0.52	48	1219.20	29	736.6	10.48	15.62
	20731114		8⅝	219.1	9.75	247.6	75	0.52	51.75	1314.45	29	736.6	11.43	17.03
20048941			10	254.0	11.23	285.2	75	0.52	60	1524.00	29	736.6	14.83	22.10
20048942	20322091		12	304.8	13.31	338.1	75	0.52	72	1828.80	29	736.6	18.16	27.06

Hose design factor 4:1.
3/8" and 1/2" tube gauge specs available upon request. Contact customer service.
*SAP numbers are for the Chemituf® tube. Contact customer service for SAP numbers for black Pureten™ or tan Pureten™.

Diversipipe® 150

Product Specifications

Application
Diverspipe®150 is a high-quality flexible hose for replacing cast iron pipes for the transfer of abrasive materials or corrosive chemicals where installation requires minimum bends or where the inherent flexibility of a durable rubber hose is required. This hose is also available in a softwall construction for a discharge service.

Construction
> Tube
Black Chemituf® (static dissipating/static conductive) for slurry and dry bulk transfer; black Pureten™ for slurry; tan Pureten™ for slurry with high kinetic energy
> Cover
SBR synthetic rubber (wrapped impression)
> Reinforcement
Spiral-plied synthetic fabric with wire helix

Temperature Range
-40˚F to 180˚F (-40˚C to 82˚C)

Packaging
Poly-wrapped

Branding
Example: Continental Plicord® Material Handling Hose 150 psi Max WP

Couplings
Contact fitting manufacturer for proper fitting recommendation and coupling procedure.

Non-Stock/Sizes
Available up to 18" ID

Order Codes

Black Chemituf®:	541-362 (1/4" tube gauge)
	541-364* (3/8" tube gauge)
	541-360* (1/2" tube gauge)
Black Pureten™:	541-372 (1/4" tube gauge)
	541-350* (3/8" tube gauge)
	541-369* (1/2" tube gauge)
Tan Pureten™:	541-380 (1/4" tube gauge)
	541-366* (3/8" tube gauge)
	541-373* (1/2" tube gauge)

Diversipipe® 150

SAP #*	ID		Nom. OD		Max. WP		Bend Radius		Vacuum HG		Weight	
(1/4)	in.	mm	in.	mm	psi	MPa	in.	mm	in.	mm	lb./ft.	kg/m
20046633	2	50.8	2.97	75.4	150	1.03	12	304.80	29	736.6	2.11	3.14
20221923	2½	63.5	3.44	87.4	150	1.03	15	381.00	29	736.6	2.65	3.95
20208953	3	76.2	3.94	100.1	150	1.03	18	457.20	29	736.6	3.05	4.54
20269765	4	101.6	5.00	127.0	150	1.03	24	609.60	29	736.6	4.10	6.11
20313031	4½	114.3	5.53	140.5	150	1.03	27	685.80	29	736.6	4.91	7.32
20543341	5	127.0	6.09	154.7	150	1.03	30	762.00	29	736.6	6.01	8.95
20015335	6	152.4	7.22	183.4	150	1.03	36	914.40	29	736.6	8.13	12.11
20556882	6⅝	168.3	7.84	199.1	150	1.03	40	1016.00	29	736.6	9.34	13.92
20686385	8	203.2	9.06	230.1	150	1.03	48	1219.20	29	736.6	11.51	17.15
20415228	8⅝	219.1	10.03	254.8	150	1.03	52	1320.80	29	736.6	14.35	21.38
20100181	10	254.0	11.38	289.1	150	1.03	60	1524.00	29	736.6	16.40	24.44
20290866	12	304.8	13.47	342.1	150	1.03	72	1828.80	29	736.6	19.83	29.55

Hose design factor 4:1.
3/8" and 1/2" tube gauge specs available upon request. Contact customer service.
*SAP numbers are for the Chemituf® tube. Contact customer service for SAP numbers for black Pureten™ or tan Pureten™.

Air & Multipurpose
General Purpose
Heavy Duty
Push-on
Chemical Transfer
Cleaning Equipment
Food & Beverage Transfer
Food Washdown
Marine
Material Handling
Abrasives
Bulk Transfer
Cement & Concrete
Mining
Petroleum
Aircraft Fueling
Dispensing
Dock
Rig Supply
Transfer Discharge
Transfer S&D
Specialty
Steam
Vacuum
Water
Discharge
Suction & Discharge
Washdown
Garden
Welding
Coupling Systems
Equipment
Appendix

Air & Multipurpose
General Purpose
Heavy Duty
Push-on
Chemical Transfer
Cleaning Equipment
Food & Beverage Transfer
Food Washdown
Marine
Material Handling
Abrasives
Bulk Transfer
Cement & Concrete
Mining
Petroleum
Aircraft Fueling
Dispensing
Dock
Rig Supply
Transfer Discharge
Transfer S&D
Specialty
Steam
Vacuum
Water
Discharge
Suction & Discharge
Washdown
Garden
Welding
Coupling Systems
Equipment
Appendix

Flexible Downspout

Product Specifications

Application
Flexible Downspout is an economical choice for gravity flow service. Install only in a vertical position.

Construction
> Tube
1/8" black Chemituf® synthetic rubber for abrasion resistance (static dissipating/static conductive)
> Cover
Black SBR synthetic rubber (wrapped impression)
> Reinforcement
Spiral-plied synthetic fabric

Temperature Range
-25˚F to 180˚F (-32˚C to 82˚C)

Packaging
Poly-wrapped

Branding
Example: Continental Flexible Downspout

Couplings
Contact fitting manufacturer for proper fitting recommendation and coupling procedure.

Non-Stock/Sizes
Available up to 18" ID

Order Codes
541-015

Flexible Downspout

SAP #	ID		Nom. OD		Max. WP		Weight	
25 ft. length	**in.**	**mm**	**in.**	**mm**	**psi**	**MPa**	**lb./ft.**	**kg/m**
20014797	4	101.6	4.41	111.9	50	0.34	1.28	1.89
20014798	4½	114.3	4.90	124.5	50	0.34	1.46	2.17
20014801	6	152.4	6.40	162.6	35	0.24	1.92	2.86
20014804	6⅝	168.3	7.02	178.3	35	0.24	2.11	3.14
20014808	8	203.2	8.40	213.4	25	0.17	2.54	3.78
20014809	8⅝	219.1	8.99	228.4	25	0.17	2.72	4.05
20014810	10	254.0	10.38	263.7	20	0.14	3.15	4.69
20025244	10¾	273.1	11.23	285.2	20	0.14	3.84	5.71
20014811	12	304.8	12.46	316.5	15	0.10	4.28	6.37
20014812	12¾	323.9	13.21	335.5	15	0.10	4.54	6.76
20014813	14	355.6	14.56	369.9	15	0.10	4.91	7.32
20014816	16	406.4	16.53	419.9	10	0.07	5.59	8.33

Hose design factor 4:1.

Plicord® Hydrovator™

Product Specifications

Application
A rugged yet lightweight hose designed exclusively for Hydrovac operations, the Plicord® Hydrovator™ combines the best in lightweight design and durability. The Chemituf® tube handles the toughest hydro excavation jobs, and the unique corrugated SBR cover provides superior flexibility in all applications. All sizes of Plicord® Hydrovator™ are rated for full vacuum.

Construction
> Tube
Black natural rubber combined with a static dissipating Chemituf® liner
> Cover
Static dissipating black SBR synthetic rubber with a heavy corrugated profile for high flexibility
> Reinforcement
Double helix spiral steel wire with plies of synthetic fabric

Temperature Range
-25˚F to 180˚F (-32˚C to 82˚C)

Packaging
Coiled or straight lengths

Branding
Example: Continental Plicord® Hydrovator™ Vacuum Hose Made in Canada

Couplings
Plain end, soft end or enlarged soft end

Non-Stock/Sizes
Built to length

Order Codes
541-289

Plicord® Hydrovator™

SAP #	ID		Nom. OD		Bend Radius		Vacuum HG		Weight	
Black	**in.**	**mm**	**in.**	**mm**	**in.**	**mm**	**in.**	**mm**	**lb./ft.**	**kg/m**
20435817	6	152.4	6.91	175.4	12	305	29	737	6.40	2.86
20435818	8	203.4	8.91	226.5	16	406	29	737	8.40	3.78
20435850	10	254.0	10.96	281.9	20	508	29	737	11.8	4.69

Hose design factor 4:1.

Air & Multipurpose
General Purpose
Heavy Duty
Push-on
Chemical Transfer
Cleaning Equipment
Food & Beverage Transfer
Food Washdown
Marine
Material Handling
Abrasives
Bulk Transfer
Cement & Concrete
Mining
Petroleum
Aircraft Fueling
Dispensing
Dock
Rig Supply
Transfer Discharge
Transfer S&D
Specialty
Steam
Vacuum
Water
Discharge
Suction & Discharge
Washdown
Garden
Welding
Coupling Systems
Equipment
Appendix

Air & Multipurpose
General Purpose
Heavy Duty
Push-on
Chemical Transfer
Cleaning Equipment
Food & Beverage Transfer
Food Washdown
Marine
Material Handling
Abrasives
Bulk Transfer
Cement & Concrete
Mining
Petroleum
Aircraft Fueling
Dispensing
Dock
Rig Supply
Transfer Discharge
Transfer S&D
Specialty
Steam
Vacuum
Water
Discharge
Suction & Discharge
Washdown
Garden
Welding
Coupling Systems
Equipment
Appendix

Plicord® Dredge Sleeve

Product Specifications

Application
The Plicord® Dredge Sleeve is used as a flexible connection between pipe sections on the discharge line of hydraulic-type dredges.

Construction
> Tube
3/8" Chemituf® abrasion-resistant rubber (static dissipating/static conductive). Other gauges available upon request.
> Cover
Black SBR synthetic rubber (wrapped impression)
> Reinforcement
Multiple-ply spiral synthetic fabric

Temperature Range
-25˚F to 180˚F (-32˚C to 82˚C)

Packaging
Poly-wrapped

Branding
Example: Continental Plicord® Dredge Sleeve

Couplings
Contact fitting manufacturer for proper fitting recommendation and coupling procedure.

Order Codes
541-107
Available upon request:
541-290 (1/2" Chemituf® 150 psi)
541-177 (1/2" black Pureten™ 150 psi)
541-081 (3/4" Chemituf® 150 psi)
541-316 (3/4" black Pureten™ 150 psi)

Plicord® Dredge Sleeve

SAP #	Chemituf®		Black Pureten™				Nom. OD		Max. WP		Bend Radius		Weight	
Black	(1/2)	(3/4)	(1/2)	(3/4)	in.	mm	in.	mm	psi	MPa	in.	mm	lb./ft.	kg/m
20014987	20276210			20286716	6⅝	168.3	8.22	208.8	75	0.52	60	1524	9.77	14.54
20014993	20015204		20222676	20217385	8⅝	219.1	10.31	261.9	75	0.52	80	2032	13.59	20.22
20014999	20015209	20156102	20147951	20143628	10¾	273.1	12.50	317.5	75	0.52	100	2540	16.72	24.88
20169040	20015213	20149436	20148851	20139966	12¾	323.9	14.53	369.1	75	0.52	120	3048	20.04	29.82
20229635	20015217	20157129		20139943	14	355.6	15.89	403.6	75	0.52	140	3556	22.65	33.71
20099933	20015221	20659873	20346340	20276774	16	406.4	17.84	453.1	75	0.52	160	4064	24.91	37.07
20115098	20032603	20264965		20333400	18	457.2	19.94	506.5	75	0.52	180	4572	27.80	41.37

Hose design factor 4:1.

Plicord® RVC

Product Specifications

Application
Plicord® RVC is for use on reverse drilling rigs.

Construction
> Tube
Black Chemituf® synthetic rubber: 1/4" Gauge–2"–4" I.D.; 1/2" Gauge–6"; 3/8" Gauge–8"
> Cover
Blue SBR synthetic rubber with orange spiral transfer brand (wrapped impression)
> Reinforcement
Spiral-plied synthetic fabric: 2" and 3" ID–6 plies; 4" and 6" ID–8 plies; 8" ID–10 plies

Temperature Range
-20˚F to 180˚F (-29˚C to 82˚C)

Packaging
2"-4", 100' lengths, coiled and poly-wrapped
6"-8", 50' lengths, shipped straight, poly-wrapped over 6"
Custom lengths up to 100'

Branding (Spiral)
Example: Continental Reverse Circulation
600 psi Max WP Made in Canada

Couplings
Contact fitting manufacturer for proper fitting recommendation and coupling procedure.

Non-Stock/Sizes
Custom lengths available.

Order Codes
541-341 (6" and 8")
549-341 (2"-4")

Plicord® RVC

SAP #	ID		Nom. OD		Max. WP		Weight	
Blue	**in.**	**mm**	**in.**	**mm**	**psi**	**MPa**	**lb./ft.**	**kg/m**
20019560	2	50.8	3.11	79.0	600	4.14	2.37	3.53
20019565	3	76.2	4.17	105.9	600	4.14	3.39	5.04
20019567	4	101.6	5.39	136.9	600	4.14	5.15	7.66
20015297	6	152.4	7.91	200.9	500	3.45	10.66	15.86
20324189	8	203.2	9.88	251.0	500	3.45	13.56	20.18

Hose design factor 4:1.

Air & Multipurpose
General Purpose
Heavy Duty
Push-on
Chemical Transfer
Cleaning Equipment
Food & Beverage Transfer
Food Washdown
Marine
Material Handling
Abrasives
Bulk Transfer
Cement & Concrete
Mining
Petroleum
Aircraft Fueling
Dispensing
Dock
Rig Supply
Transfer Discharge
Transfer S&D
Specialty
Steam
Vacuum
Water
Discharge
Suction & Discharge
Washdown
Garden
Welding
Coupling Systems
Equipment
Appendix

Air & Multipurpose
General Purpose
Heavy Duty
Push-on
Chemical Transfer
Cleaning Equipment
Food & Beverage Transfer
Food Washdown
Marine
Material Handling
Abrasives
Bulk Transfer
Cement & Concrete
Mining
Petroleum
Aircraft Fueling
Dispensing
Dock
Rig Supply
Transfer Discharge
Transfer S&D
Specialty
Steam
Vacuum
Water
Discharge
Suction & Discharge
Washdown
Garden
Welding
Coupling Systems
Equipment
Appendix

Plicord® Sand Suction

Product Specifications

Application
Plicord® Sand Suction hose is for use on the suction end of hydraulic dredges. It provides a flexible connection between dredging lines and pumps.

Construction
> Tube
3/8" Black Chemituf® synthetic rubber for abrasion resistance (static dissipating/static conductive). Also available in 1/2" or 3/4" tube gauge
> Cover
Black SBR synthetic rubber (wrapped impression)
> Reinforcement
Spiral-plied synthetic fabric with wire helix

Temperature Range
-25˚F to 180˚F (-32˚C to 82˚C)

Packaging
Custom lengths, poly-wrapped

Branding
Example: Continental Style M Sand Suction

Couplings
Contact fitting manufacturer for proper fitting recommendation and coupling procedure.

Non-Stock/Sizes
Custom lengths available.

Order Codes
541-267 (3/8")
541-268 (3/4")
541-265 (1/2")

Plicord® Sand Suction

SAP #			ID		Nom. OD		Bend Radius		Vacuum HG		Weight	
(3/8")	(3/4")	(1/2")	in.	mm	in.	mm	in.	mm	in.	mm	lb./ft.	kg/m
20371749	20015144		4	101.6	5.31	134.9	40	1016	30	762	5.71	8.50
20029485	20015145		5	127.0	6.98	177.3	46	1168	30	762	9.47	14.09
20207629		20113822	6	152.4	7.54	191.5	52	1321	30	762	11.35	16.89
20176213			6⅝	168.3	8.20	208.3	55	1397	30	762	13.96	20.77
20219625	20015150		8	203.2	9.63	244.6	62	1575	30	762	16.93	25.19
20291577		20150200	8⅝	219.1	10.25	260.4	68	1727	30	762	17.85	26.56
20418594	20015155		10	254.0	11.81	300.0	76	1930	30	762	23.94	35.63
20015186		20015160	10¾	273.1	12.63	320.8	82	2083	30	762	25.68	38.22
20221702	20015164		12	304.8	13.91	353.3	91	2311	30	762	28.95	43.08
20015191	20174216	20015171	12¾	323.9	14.59	370.6	94	2388	30	762	29.98	44.61

Hose design factor 4:1.

Spiraflex® Air Seeder

Product Specifications

Application
For dry conveying of seeds and other materials where abrasion is present and service conditions are moderate. Excellent for low-pressure blowing applications.

Construction
> Tube
Clear thermoplastic urethane
> Cover
Clear flexible vinyl
> Reinforcement
White high-density rigid PVC helix

Temperature Range
0˚F to 158˚F (-18˚C to 70˚C)

Packaging
Coil-wrapped with cardboard and stretch film

Branding
Date code only

Couplings
Contact fitting manufacturer for proper fitting recommendation and coupling procedure.

Order Codes
586-450

Please ensure flow of material is in the direction of the arrow printed on the hose. The method of manufacturing results in a hose with a lower coefficient of friction and longer life when used in the proper direction.

Spiraflex® Air Seeder

SAP #	ID		Nom. OD		Max. WP		Bend Radius		Vacuum HG		Weight	
Clear	in.	mm	in.	mm	psi	MPa	in.	mm	in.	mm	lb./ft.	kg/m
20013448	1	25.4	1.25	32.0	60	0.41	3	76.19	29	737	.20	0.29
20013450	1½	38.1	1.82	46.2	50	0.34	4	101.6	29	737	.32	0.48
20013451	2	50.8	2.37	60.4	40	0.27	5	127.0	29	737	.42	0.63
20013452	2½	63.5	2.87	72.9	40	0.27	7	177.8	29	737	.65	0.99
20013453	3	76.2	3.42	86.8	35	0.24	8	203.2	29	737	.89	1.33
20013454	4	101.6	4.50	114.4	27	0.18	11	279.4	29	737	.99	1.48

Hose design factor 3:1.

Air & Multipurpose
General Purpose
Heavy Duty
Push-on
Chemical Transfer
Cleaning Equipment
Food & Beverage Transfer
Food Washdown
Marine
Material Handling
Abrasives
Bulk Transfer
Cement & Concrete
Mining
Petroleum
Aircraft Fueling
Dispensing
Dock
Rig Supply
Transfer Discharge
Transfer S&D
Specialty
Steam
Vacuum
Water
Discharge
Suction & Discharge
Washdown
Garden
Welding
Coupling Systems
Equipment
Appendix

Air & Multipurpose
General Purpose
Heavy Duty
Push-on
Chemical Transfer
Cleaning Equipment
Food & Beverage Transfer
Food Washdown
Marine
Material Handling
Abrasives
Bulk Transfer
Cement & Concrete
Mining
Petroleum
Aircraft Fueling
Dispensing
Dock
Rig Supply
Transfer Discharge
Transfer S&D
Specialty
Steam
Vacuum
Water
Discharge
Suction & Discharge
Washdown
Garden
Welding
Coupling Systems
Equipment
Appendix

Spirathane™ HD

Product Specifications

Application
Spirathane™ HD is for dry pneumatic conveying of solids where heavy-duty abrasive conditions are present. Sizes 1½"-5" are rated to full vacuum.

Construction
> Tube
Polyurethane, ARPM Class B (Medium Oil Resistance) with improved abrasion resistance
> Cover
High-density, low-temperature Pliovic® compound
> Reinforcement
High-density, rigid PVC helix

Temperature Range
0˚F to 158˚F (-18˚C to 70˚C)

Packaging
1½"-6" – 100' lengths, coiled and poly-wrapped
8"-10" – 20' lengths, polytube with corrugated protection

Branding
Not branded

Couplings
Contact fitting manufacturer for proper fitting recommendation and coupling procedure.

Order Codes
586-407

Please ensure flow of material is in the direction of the arrow printed on the hose. The method of manufacturing results in a hose with a lower coefficient of friction and longer life when used in the proper direction.

Spirathane™ HD

SAP #	ID		Nom. OD		Max. WP		Bend Radius		Vacuum HG		Weight	
Black	in.	mm	in.	mm	psi	MPa	in.	mm	in.	mm	lb./ft.	kg/m
20013134	1½	38.1	1.86	47.2	50	0.34	4	99	29	737	0.34	0.51
20013137	2	50.8	2.47	62.7	50	0.34	6	140	29	737	0.63	0.94
20013138	2½	63.5	3.12	79.3	50	0.34	7	178	29	737	0.95	1.41
20013141	3	76.2	3.64	92.5	40	0.28	8	203	29	737	1.37	2.04
20013144	4	101.6	4.77	121.2	35	0.24	14	356	29	737	1.98	2.95
20013146	5	127.0	5.83	148.1	30	0.21	20	508	29	737	2.41	3.59
20013149	6	152.4	6.84	173.7	23	0.16	25	635	25	635	3.08	4.58
20013150	8	203.2	8.75	222.3	20	0.14	48	1219	25	635	4.53	6.74
20013151	10	254.0	10.96	278.4	20	0.14	75	1905	25	635	6.36	9.46

Hose design factor 3:1.

Spirathane™ PT



Product Specifications

Application
Spirathane™ PT is for the transfer of a variety of dry, bulk and abrasive materials. It is used in applications where static electrical buildup is common. This hose can be used for powders, plastic pellets and granular materials.

Construction
> Tube
Polyurethane conforms to FDA standards
> Cover
High molecular weight, clear PVC, corrugated for flexibility
> Reinforcement
Clear high-density rigid PVC helix with static wire placed between tube and cover

Temperature Range
0˚F to 158˚F (-18˚C to 70˚C)

Packaging
100' lengths, coiled and poly-wrapped

Branding
Not branded

Couplings
Contact fitting manufacturer for proper fitting recommendation and coupling procedure.

Order Codes
586-489

Please ensure flow of material is in the direction of the arrow printed on the hose. The method of manufacturing results in a hose with a lower coefficient of friction and longer life when used in the proper direction.

Spirathane™ PT

SAP #	ID		Nom. OD		Max. WP		Bend Radius		Vacuum HG		Weight	
Clear	in.	mm	in.	mm	psi	MPa	in.	mm	in.	mm	lb./ft.	kg/m
20013682	1½	38.1	1.82	46.2	45	0.31	4	102	29	737	0.31	0.46
20013683	1¾	44.5	2.15	54.6	45	0.31	5	127	29	737	0.38	0.57
20013684	2	50.8	2.38	60.5	30	0.21	6	152	29	737	0.52	0.77
20013685	2¼	57.2	2.77	70.4	35	0.24	7	165	29	737	0.63	0.94
20013686	2½	63.5	3.03	77.0	30	0.21	7	178	29	737	0.69	1.03
20013687	3	76.2	3.63	92.2	30	0.21	8	203	29	737	1.15	1.71
20013688	4	101.6	4.76	120.9	27	0.19	14	356	29	737	1.63	2.43
20046048	5	127.0	5.83	148.1	27	0.19	20	508	29	737	2.13	3.17

Hose design factor 3:1.

Air & Multipurpose
General Purpose
Heavy Duty
Push-on
Chemical Transfer
Cleaning Equipment
Food & Beverage Transfer
Food Washdown
Marine
Material Handling
Abrasives
Bulk Transfer
Cement & Concrete
Mining
Petroleum
Aircraft Fueling
Dispensing
Dock
Rig Supply
Transfer Discharge
Transfer S&D
Specialty
Steam
Vacuum
Water
Discharge
Suction & Discharge
Washdown
Garden
Welding
Coupling Systems
Equipment
Appendix

Air & Multipurpose
General Purpose
Heavy Duty
Push-on
Chemical Transfer
Cleaning Equipment
Food & Beverage Transfer
Food Washdown
Marine
Material Handling
Abrasives
Bulk Transfer
Cement & Concrete
Mining
Petroleum
Aircraft Fueling
Dispensing
Dock
Rig Supply
Transfer Discharge
Transfer S&D
Specialty
Steam
Vacuum
Water
Discharge
Suction & Discharge
Washdown
Garden
Welding
Coupling Systems
Equipment
Appendix

Spirathane™ LD

Product Specifications

Application
For dry pneumatic conveying of solid fines where abrasion is present and service conditions are moderate. Excellent for low-pressure blowing applications.

Construction
> Tube
Clear Polyurethane, ARPM Class B (Medium Oil Resistance)
> Reinforcement
White high-density rigid PVC helix

Temperature Range
0˚F to 158˚F (-18˚C to 70˚C)

Packaging
1½"-6" – 100' lengths, coiled and poly-wrapped
8"-10" – 20' lengths, poly-wrapped with corrugated protection

Branding
Not branded

Couplings
Contact fitting manufacturer for proper fitting recommendation and coupling procedure.

Order Codes
586-406

Please ensure flow of material is in the direction of the arrow printed on the hose. The method of manufacturing results in a hose with a lower coefficient of friction and longer life when used in the proper direction.

Spirathane™ LD

SAP #	ID		Nom. OD		Max. WP		Bend Radius		Vacuum HG		Weight	
Clear	in.	mm	in.	mm	psi	MPa	in.	mm	in.	mm	lb./ft.	kg/m
20013121	1½	38.1	1.84	46.7	30	0.21	2	51	22	559	0.25	0.37
20013123	2	50.8	2.35	59.7	25	0.17	3	71	21	533	0.34	0.51
20013124	2½	63.5	2.89	73.4	20	0.14	4	89	19	483	0.44	0.65
20013125	3	76.2	3.45	87.6	20	0.14	4	102	18	457	0.60	0.89
20013127	4	101.6	4.53	115.1	15	0.10	7	178	13	330	0.88	1.31
20013128	5	127.0	5.56	141.2	10	0.07	8	203	10	254	1.09	1.62
20013130	6	152.4	6.57	166.9	10	0.07	12	305	7	178	1.53	2.28
20013131	8	203.2	8.59	218.2	6	0.04	23	584	5	127	1.73	2.57

Hose design factor 3:1.

Bulk Transfer

	Page	Food Grade	Static Dissipating/ Static Conductive Tube	Temp. Range	Suction	Discharge Only
Bark Blower	166			0˚F to 158˚F (-18°C to 70°C)		Yes
Black Softwall	161		Yes	-25˚F to 180˚F (-32°C to 82°C)		Yes
Flextra Dry Material	160		Yes	-40˚F to 180˚F (-40°C to 82°C)	Yes	
Plicord Torridair Hot Air Blower	162			-40˚F to 400˚F (-40°C to 205°C)	Yes	
Pyroflex II Hot Air	163			-20˚F to 325˚F (-29°C to 163°C)	Yes	
Pyroflex III Hot Air	164	Yes		-20˚F to 325˚F (-29°C to 163°C)	Yes	
Spiraflex Mulch Blower	165			0°F to 158°F (-18°C to 70°C)	Yes	
Tan Flextra	168	Yes		-40˚F to 180˚F (-40°C to 82°C)	Yes	
Tan Flexwing	167	Yes		-40˚F to 180˚F (-40°C to 82°C)	Yes	
Tan Softwall	169	Yes		-40˚F to 180˚F (-40°C to 82°C)		Yes

Air & Multipurpose
General Purpose
Heavy Duty
Push-on

Chemical Transfer

Cleaning Equipment

Food & Beverage Transfer

Food Washdown

Marine

Material Handling
Abrasives
Bulk Transfer
Cement & Concrete

Mining

Petroleum
Aircraft Fueling
Dispensing
Dock
Rig Supply
Transfer Discharge
Transfer S&D

Specialty

Steam

Vacuum

Water
Discharge
Suction & Discharge
Washdown
Garden

Welding

Coupling Systems

Equipment

Appendix

Air & Multipurpose
General Purpose
Heavy Duty
Push-on
Chemical Transfer
Cleaning Equipment
Food & Beverage Transfer
Food Washdown
Marine
Material Handling
Abrasives
Bulk Transfer
Cement & Concrete
Mining
Petroleum
Aircraft Fueling
Dispensing
Dock
Rig Supply
Transfer Discharge
Transfer S&D
Specialty
Steam
Vacuum
Water
Discharge
Suction & Discharge
Washdown
Garden
Welding
Coupling Systems
Equipment
Appendix

Flextra® Dry Material

Product Specifications

Application
Flextra® Dry Material is a static dissipating/static conductive hose for tank truck and in-plant service. This hose is used to convey non-oily abrasive materials such as sand, limestone and plastic pellets. It is recommended where static buildup can be a problem.

Construction
> Tube
3/16" gauge black Chemituf® synthetic rubber (static dissipating/static conductive)
> Cover
Black SBR synthetic rubber (corrugated) with yellow spiral stripe (wrapped impression)
> Reinforcement
Spiral-plied synthetic fabric with wire helix

Temperature Range
-40˚F to 180˚F (-40˚C to 82˚C)

Packaging
100' lengths, coiled and poly-wrapped

Branding (Spiral)
Example: Continental Flextra® Dry Material 75 psi WP

Couplings
Refer to the Continental Industrial Hose Assembly Manual for crimp specifications.

Order Codes
549-126

Flextra® Dry Material

SAP #	ID		Nom. OD		Max. WP		Bend Radius		Vacuum HG		Weight	
Black	**in.**	**mm**	**in.**	**mm**	**psi**	**MPa**	**in.**	**mm**	**in.**	**mm**	**lb./ft.**	**kg/m**
20421726	1½	38.1	2.11	53.6	75	0.52	4	89	29	737	1.03	1.53
20019229	2	50.8	2.63	66.8	75	0.52	4	102	29	737	1.29	1.92
20019230	3	76.2	3.69	93.7	75	0.52	6	152	29	737	2.15	3.20
20019233	4	101.6	4.75	120.7	75	0.52	9	229	29	737	3.09	4.60
20019234	5	127.0	5.78	146.9	75	0.52	20	500	29	737	4.16	6.20
20019235	6	152.4	6.81	173.1	75	0.52	24	600	29	737	5.47	8.15

Hose design factor 4:1.

Black Softwall

Product Specifications

Application
For the discharge of dry bulk cement from tank truck and in-plant service.

Construction
> Tube
1/8" (static dissipating/static conductive) Black Chemituf® synthetic rubber. Available in 1/8", 3/16" and 1/4" tube gauges
> Cover
Black SBR synthetic rubber with white spiral stripe (wrapped impression)
> Reinforcement
Spiral-plied synthetic fabric

Temperature Range
-25˚F to 180˚F (-32˚C to 82˚C)

Packaging
100' lengths, coiled and poly-wrapped

Branding (Spiral)
Example: Continental Black Softwall

Couplings
Refer to the Continental Industrial Hose Assembly Manual for crimp specifications. Use Continental Insta-Lock™ cam & groove fittings with this product. See the Coupling Systems information pages at the back of this catalog.

Order Codes
549-152 (1/8" tube gauge 50 psi)
549-149 (3/16" tube gauge 75 psi)
549-148 (1/4" tube gauge 50 psi)

Black Softwall
Order Codes: 549-152

SAP #		Dia.	ID	OD	Weight
(1/8")	Survivor Compound	PO	mm	mm	#/ft.
20019306		3	76.1	86.3	1.05
20019309	20665783	4	102.1	112.3	1.38
20046192		4½	114.6	125.4	1.64
20019315	20677559	5	127.4	138.2	1.82
20019319		6	152.7	163.9	2.25

Black Softwall
Order Codes: 549-149

SAP #		Dia.	ID	OD	Weight
(3/16")	Survivor Compound	PO	mm	mm	#/ft.
20019281	20673663	4	102.1	116.2	1.92
20029627		4½	114.6	129.0	2.21
20109496		5	127.4	141.8	2.44
20468267		5½	140.1	154.5	2.67
20446687		6	152.7	167.7	3.01

Black Softwall
Order Codes: 549-148

SAP #		Dia.	ID	OD	Weight
(1/4")	Survivor Compound	PO	mm	mm	#/ft.
20019277	20639327	4	102.1	118.7	2.29
20311113		4½	114.6	131.8	2.65
20019279		5	127.4	145.0	3.00
20019280		6	152.7	170.3	3.56

Hose design factor 4:1.

Air & Multipurpose
General Purpose
Heavy Duty
Push-on
Chemical Transfer
Cleaning Equipment
Food & Beverage Transfer
Food Washdown
Marine
Material Handling
Abrasives
Bulk Transfer
Cement & Concrete
Mining
Petroleum
Aircraft Fueling
Dispensing
Dock
Rig Supply
Transfer Discharge
Transfer S&D
Specialty
Steam
Vacuum
Water
Discharge
Suction & Discharge
Washdown
Garden
Welding
Coupling Systems
Equipment
Appendix

Air & Multipurpose
General Purpose
Heavy Duty
Push-on
Chemical Transfer
Cleaning Equipment
Food & Beverage Transfer
Food Washdown
Marine
Material Handling
Abrasives
Bulk Transfer
Cement & Concrete
Mining
Petroleum
Aircraft Fueling
Dispensing
Dock
Rig Supply
Transfer Discharge
Transfer S&D
Specialty
Steam
Vacuum
Water
Discharge
Suction & Discharge
Washdown
Garden
Welding
Coupling Systems
Equipment
Appendix

Plicord® Torridair™ Hot Air Blower

Product Specifications

Application
This hose is designed to transfer hot, non-oily air, up to 400˚F (204˚C), from manifold blowers or in-plant compressors to holding tanks used in the transfer of dry bulk materials.

Construction
> Tube
Black, STF (Super Thermo-Flo) EPDM synthetic rubber
> Cover
Black, weather-resistant, STF (Super Thermo-Flo) EPDM synthetic rubber (wrapped impression)
> Reinforcement
Spiral-plied synthetic fabric with double wire helix

Temperature Range
-40˚F to 400˚F (-40˚C to 204˚C)

Packaging
100' lengths, coiled and poly-wrapped

Branding (Spiral)
Example: Continental Torridair™ Blower Hose 400˚F (204˚C)

Couplings
Refer to the Continental Industrial Hose Assembly Manual for crimp specifications. Use Continental Insta-Lock™ cam & groove fittings with this product. See the Coupling Systems information pages at the back of the catalog.

Order Codes
549-856

Plicord® Torridair™

SAP #	ID		Nom. OD		Max. WP		Bend Radius		Vacuum HG		Weight	
Black	**in.**	**mm**	**in.**	**mm**	**psi**	**MPa**	**in.**	**mm**	**in.**	**mm**	**lb./ft.**	**kg/m**
20020255	2	50.8	2.51	63.8	100	0.69	5	127	29	737	1.06	1.58
20020257	2½	63.5	3.00	76.2	100	0.69	6	152	29	737	1.35	2.01
20020260	3	76.2	3.53	89.7	100	0.69	7	178	29	737	1.84	2.74
20020261	4	101.6	4.60	116.8	100	0.69	16	400	29	737	2.47	3.68
20130428	6	152.4	6.70	170.0	100	0.69	30	750	29	737	4.46	6.65

Hose design factor 4:1.

Pyroflex® II Hot Air

Product Specifications

Application
Pyroflex® II Hot Air is for conveying hot air from compressors to tanks on bulk dry material carriers.

Construction
> Tube
Black heat-resistant EPDM synthetic rubber
> Cover
Heat-resistant black EPDM synthetic rubber with orange spiral stripe (wrapped impression)
> Reinforcement
Spiral-plied synthetic fabric with wire helix

Temperature Range
-20˚F to 325˚F (-29˚C to 163˚C)

Packaging
100' lengths, coiled and poly-wrapped

Branding (Spiral)
Example: Continental Pyroflex® II Hot Air

Couplings
Refer to the Continental Industrial Hose Assembly Manual for crimp specifications. Use Continental Insta-Lock™ cam & groove fittings with this product. See the Coupling Systems information pages at the back of the catalog.

Order Codes
549-394

Pyroflex® II Hot Air

SAP #	ID		Nom. OD		Max. WP		Bend Radius		Vacuum HG		Weight	
Black	in.	mm	in.	mm	psi	MPa	in.	mm	in.	mm	lb./ft.	kg/m
20019669	2	50.8	2.55	64.8	100	0.69	5	127	29	737	1.22	1.82
20019671	3	76.2	3.55	90.2	100	0.69	7	178	29	737	1.93	2.87
20019674	4	101.6	4.61	117.1	100	0.69	10	254	29	737	2.65	3.94
20019675	6	152.4	6.74	171.1	100	0.69	30	750	29	737	4.80	7.15

Hose design factor 4:1.

Air & Multipurpose
General Purpose
Heavy Duty
Push-on
Chemical Transfer
Cleaning Equipment
Food & Beverage Transfer
Food Washdown
Marine
Material Handling
Abrasives
Bulk Transfer
Cement & Concrete
Mining
Petroleum
Aircraft Fueling
Dispensing
Dock
Rig Supply
Transfer Discharge
Transfer S&D
Specialty
Steam
Vacuum
Water
Discharge
Suction & Discharge
Washdown
Garden
Welding
Coupling Systems
Equipment
Appendix

Air & Multipurpose
General Purpose
Heavy Duty
Push-on
Chemical Transfer
Cleaning Equipment
Food & Beverage Transfer
Food Washdown
Marine
Material Handling
Abrasives
Bulk Transfer
Cement & Concrete
Mining
Petroleum
Aircraft Fueling
Dispensing
Dock
Rig Supply
Transfer Discharge
Transfer S&D
Specialty
Steam
Vacuum
Water
Discharge
Suction & Discharge
Washdown
Garden
Welding
Coupling Systems
Equipment
Appendix

Pyroflex® III Hot Air

Product Specifications

Application
Pyroflex® III Hot Air is for conveying hot air with FDA-compliant tubing that can be used in unloading edible materials.

Construction
> Tube
White EPDM – FDA compliant
> Cover
Red Standard EPDM
> Reinforcement
Spiral-plied synthetic fabric with wire helix

Temperature Range
-20˚F to 325˚F (-28.8˚C to 162.8˚C)

Packaging
100' lengths, coiled and poly-wrapped

Branding (Spiral)
Example: Continental Pyroflex® III Hot Air Blower FDA Compliant Made in Canada

Couplings
Refer to the Continental Industrial Hose Assembly Manual for crimp specifications. Use Continental Insta-Lock™ cam & groove fittings with this product. Other fitting types contact fitting company.

Non-Stock/Sizes
100' for stock and 400' for MTO

Order Codes
549-952

Pyroflex® III Hot Air

SAP #	Nom. ID		Nom. OD		Max. WP		Bend Radius		Vacuum HG		Weight	
	in.	mm	in.	mm	psi	MPa	in.	mm	in.	mm	lb./ft.	kg/m
20762191	1½	3.81	2.04	51.7	100	0.69	4	101.6	29	737	0.94	1.40
20762192	2	50.8	2.55	64.8	100	0.69	5	127	29	737	1.24	1.85
20762193	2½	63.5	3.06	77.8	100	0.69	6	152.4	29	737	1.67	2.49
20762194	3	76.2	3.56	90.5	100	0.69	7	178	29	737	1.97	2.94
20762195	4	101.6	4.61	117.1	100	0.69	10	254	29	737	2.72	4.05

Hose design factor 4:1.

Spiraflex® Mulch Blower

Product Specifications

Application
Spiraflex® Mulch Blower is a heavy-duty mulch-blowing hose that's flexible and durable. It provides visible, unrestricted material applications in a buildup and hose balance. This hose can be used to spray mulch, woodchips and other materials for landscaping applications in a wide range of environments.

Construction
> Tube
Black Spiraflex Mulch Blower
Constructed with clear, high molecular weight, abrasion-resistant PVC
Yellow Spiraflex Mulch Blower
Constructed with clear, high-strength, abrasion-resistant PVC
> Reinforcement
High density rigid PVC helix (custom helix colors available if sufficient volume ordered)

Temperature Range
0˚F to 158˚F (-18˚C to 70˚C)

Packaging
100' coils covered with stretch film and cardboard

Branding
Not branded

Stock Sizes
4" 5" and 6"

Order Codes
586-479 (Medium Strength Black)
586-553 (High Strength Yellow)

Spiraflex® Mulch Blower

SAP #	Style	Length	ID		Nom. OD		Max. WP		Bend Radius		Vacuum HG		Weight	
			in.	mm	in.	mm	psi	mpa	in.	mm	in.	mm	lb./ft.	kg/m
20477388	Yellow	100	4	101.6	4.46	113.2	35	0.172	6	152	29	736.6	0.991	1.475
20476809	Yellow	100	5	127.0	5.61	142.4	25	0.172	9	229	29	736.6	1.21	1.801
20013644	Black	100	4	101.6	4.46	113.2	15	0.103	6	152	29	736.6	0.984	1.464
20067499	Black	50	4	101.6	4.46	113.2	15	0.103	6	152	29	736.6	0.984	1.464
20024982	Black	100	5	127.0	5.61	142.4	15	0.103	9	229	29	736.6	1.51	2.247
20429573	Black	100	6	152.4	6.66	169.2	15	0.103	12	305	29	736.6	2.124	3.161

Hose design factor 3:1.

Air & Multipurpose
General Purpose
Heavy Duty
Push-on
Chemical Transfer
Cleaning Equipment
Food & Beverage Transfer
Food Washdown
Marine
Material Handling
Abrasives
Bulk Transfer
Cement & Concrete
Mining
Petroleum
Aircraft Fueling
Dispensing
Dock
Rig Supply
Transfer Discharge
Transfer S&D
Specialty
Steam
Vacuum
Water
Discharge
Suction & Discharge
Washdown
Garden
Welding
Coupling Systems
Equipment
Appendix

Air & Multipurpose
General Purpose
Heavy Duty
Push-on

Chemical Transfer

Cleaning Equipment

Food & Beverage Transfer

Food Washdown

Marine

Material Handling
Abrasives
Bulk Transfer
Cement & Concrete

Mining

Petroleum
Aircraft Fueling
Dispensing
Dock
Rig Supply
Transfer Discharge
Transfer S&D

Specialty

Steam

Vacuum

Water
Discharge
Suction & Discharge
Washdown
Garden

Welding

Coupling Systems

Equipment

Appendix

Bark Blower

Product Specifications

Application
A high-strength, bark-blowing hose that is flexible and durable. It provides visible, unrestricted service for landscaping applications, particularly surface material delivery of mulch, woodchips, straw and other landscaping materials in a wide range of environments.

Construction
> Tube
Constructed with a clear, high-strength and abrasion-resistant PVC compound
> Reinforcement
High density rigid PVC helix (custom helix colors available if sufficient volume ordered)

Temperature Range
0˚F to 158˚F (-18˚C to 70˚C)

Packaging
100' lengths
Coils covered with stretch film and cardboard

Branding
Branded with date code

Couplings
Contact fitting manufacturer for proper fitting recommendation and coupling procedure.

Order Codes
586-477

Bark Blower

SAP #	Style	Nom. ID		Nom. OD		Web Thickness		Wall Thickness		Max. WP		Bend Radius		Vacuum HG		Weight	
		in.	mm	in.	mm	in.	mm	in.	mm	in.	mm	in.	mm	in.	mm	lb./ft.	kg/m
20013641	Clear/Gray	4	101.6	4.52	114.8	0.12	3.1	0.26	6.6	35	0.24	6	152.4	29	737	1.38	2.06
20176129	Clear.Gray	5	127.4	5.65	143.4	0.14	3.6	0.32	8.2	25	0.17	9	228.6	29	737	1.69	2.53

Hose design factor 3:1.

Tan Flexwing®

Product Specifications

Application
Tan Flexwing® is for acids, alcohol bases and salt solutions.

Construction
> Tube
Tan Pureten™ gum rubber (non oil-resistant)
> Cover
Tan SBR synthetic rubber (non oil-resistant) with blue spiral stripe (wrapped impression)
> Reinforcement
Spiral-plied synthetic fabric with wire helix

Temperature Range
-40˚F to 180˚F (-40˚C to 82˚C)

Packaging
100' lengths, coiled and poly-wrapped

Branding (Spiral)
Example: Continental Tan Flexwing® with Pureten™ 150 psi WP

Couplings
Contact fitting manufacturer for proper fitting recommendation and coupling procedure.

Order Codes
546-068

Tan Flexwing®

SAP #	ID		Nom. OD		Max. WP		Bend Radius		Vacuum HG		Weight	
Tan	in.	mm	in.	mm	psi	MPa	in.	mm	in.	mm	lb./ft.	kg/m
20018549	1	25.4	1.61	40.9	150	1.03	3.5	89	29	737	0.75	1.12
20050636	1½	38.1	2.14	54.4	150	1.03	4.0	102	29	737	1.08	1.61
20018551	2	50.8	2.68	68.1	150	1.03	5.0	127	29	737	1.44	2.14
20018555	3	76.2	3.75	95.3	150	1.03	7.0	178	29	737	2.32	3.45
20018557	4	101.6	4.83	122.7	150	1.03	10.0	254	29	737	3.39	5.04
20221775	6	152.4	6.96	176.8	150	1.03	30.0	762	29	737	6.04	8.99

Hose design factor 4:1.

Air & Multipurpose
General Purpose
Heavy Duty
Push-on
Chemical Transfer
Cleaning Equipment
Food & Beverage Transfer
Food Washdown
Marine
Material Handling
Abrasives
Bulk Transfer
Cement & Concrete
Mining
Petroleum
Aircraft Fueling
Dispensing
Dock
Rig Supply
Transfer Discharge
Transfer S&D
Specialty
Steam
Vacuum
Water
Discharge
Suction & Discharge
Washdown
Garden
Welding
Coupling Systems
Equipment
Appendix

Tan Flextra® – Material Handling

Air & Multipurpose
General Purpose
Heavy Duty
Push-on
Chemical Transfer
Cleaning Equipment
Food & Beverage Transfer
Food Washdown
Marine
Material Handling
Abrasives
Bulk Transfer
Cement & Concrete
Mining
Petroleum
Aircraft Fueling
Dispensing
Dock
Rig Supply
Transfer Discharge
Transfer S&D
Specialty
Steam
Vacuum
Water
Discharge
Suction & Discharge
Washdown
Garden
Welding
Coupling Systems
Equipment
Appendix

Product Specifications

Application
For tank truck and in-plant service. Used to convey non-oily abrasive materials such as sand, limestone and plastic pellets.

Construction
> Tube
Pureten™ gum rubber
> Cover
Tan SBR gum rubber (corrugated) with yellow spiral stripe (wrapped impression)
> Reinforcement
Spiral-plied synthetic fabric with wire helix

Temperature Range
-40˚F to 180˚F (-40˚C to 82˚C)

Packaging
1½"-4" – 100' lengths, coiled and poly-wrapped
5"-6" – 50' lengths, coiled and poly-wrapped

Branding (Spiral)
Example: Continental Tan Flextra® with Pureten™ 75 psi WP

Couplings
Refer to the Continental Industrial Hose Assembly Manual for crimp specifications.

Order Codes
549-116

Tan Flextra®

SAP #	ID		Nom. OD		Max. WP		Bend Radius		Vacuum HG		Weight	
Tan	in.	mm	in.	mm	psi	MPa	in.	mm	in.	mm	lb./ft.	kg/m
20019210	1½	38.0	2.09	53.1	75	0.52	4	102	29	737	0.99	1.47
20019212	2	50.8	2.60	66.0	75	0.52	4	102	29	737	1.21	1.80
20019216	3	76.2	3.63	92.2	75	0.52	6	152	29	737	1.94	2.89
20019217	4	101.6	4.69	119.1	75	0.52	9	229	29	737	2.74	4.08
20132671	5	127.0	5.78	146.8	75	0.52	12	305	29	737	4.26	6.34
20019224	6	152.4	6.78	172.2	75	0.52	15	381	29	737	4.92	7.32

Hose design factor 4:1.

Tan Softwall

Product Specifications

Application
A fabric-reinforced hose for the discharge of non-oily abrasive materials such as sand, limestone, gravel and plastic pellets. For use where static electrical buildup is not a problem.

Construction Tube
Tan Pureten™ gum rubber
> Cover
Tan SBR synthetic rubber (wrapped impression)
> Reinforcement
Spiral-plied synthetic fabric with static wire

Temperature Range
-40˚F to 180˚F (-40˚C to 82˚C)

Packaging
2"-4" – 100' lengths, coiled and poly-wrapped
5"-6" – 50' lengths, coiled and poly-wrapped

Branding (Spiral)
Example: Continental Tan Softwall with Pureten™
75 psi WP

Couplings
Refer to the Continental Industrial Hose Assembly Manual for crimp specifications.

Order Codes
549-040

Tan Softwall

SAP #	ID		Nom. OD		Max. WP		Weight	
Tan	**in.**	**mm**	**in.**	**mm**	**psi**	**MPa**	**lb./ft.**	**kg/m**
20045907	2	50.8	2.68	68.1	75	0.52	1.22	1.82
20019116	3	76.2	3.69	93.7	75	0.52	1.80	2.68
20019118	4	101.6	4.78	121.4	75	0.52	2.61	3.88
20019119	5	127.0	5.77	146.6	75	0.52	3.19	4.75
20019120	6	152.4	6.77	172.0	75	0.52	3.78	5.63

Hose design factor 4:1.

Air & Multipurpose
General Purpose
Heavy Duty
Push-on
Chemical Transfer
Cleaning Equipment
Food & Beverage Transfer
Food Washdown
Marine
Material Handling
Abrasives
Bulk Transfer
Cement & Concrete
Mining
Petroleum
Aircraft Fueling
Dispensing
Dock
Rig Supply
Transfer Discharge
Transfer S&D
Specialty
Steam
Vacuum
Water
Discharge
Suction & Discharge
Washdown
Garden
Welding
Coupling Systems
Equipment
Appendix

Cement & Concrete

Air & Multipurpose
General Purpose
Heavy Duty
Push-on

Chemical Transfer

Cleaning Equipment

Food & Beverage Transfer

Food Washdown

Marine

Material Handling
Abrasives
Bulk Transfer
Cement & Concrete

Mining

Petroleum
Aircraft Fueling
Dispensing
Dock
Rig Supply
Transfer Discharge
Transfer S&D

Specialty

Steam

Vacuum

Water
Discharge
Suction & Discharge
Washdown
Garden

Welding

Coupling Systems

Equipment

Appendix

	Page	Textile	Wire
Allcrete Textile Plaster, Grout & Concrete	172	Yes	
Allcrete Wire	173		Yes
PGC Placement Textile	174	Yes	
Plicord Auger Arc Piling	171	Yes	
Plicord Gunite Tan	175	Yes	

Plicord® Auger Arc Piling

Product Specifications

Application
Plicord® Auger Arc (Abrasion Resistant Cover) Piling is for use in handling a multitude of materials being pumped to concrete forms and structures.

Construction
> Tube
Black Chemituf®
> Cover
Black SBR with gray abrasion-resistant spiral strip
> Reinforcement
6 fabric plies with boot straps

Temperature Range
-35˚F to 180˚F (-37˚C to 82˚C)

Packaging
50' lengths, coiled and poly-wrapped

Branding (Spiral)
Example: Continental Auger Arc Piling

Couplings
Contact fitting manufacturer for proper fitting recommendation and coupling procedure.

Order Codes
549-815

Plicord® Auger Arc Piling

SAP #	ID		Nom. OD		Max. WP		Weight	
Black	**in.**	**mm**	**in.**	**mm**	**psi**	**MPa**	**lb./ft.**	**kg/m**
20046556	2	50.8	3.03	77.0	1000	6.9	1.92	2.86
20032406	2½	63.5	3.48	88.4	800	5.5	2.18	3.24
20032476	3	76.2	4.02	102.1	800	5.5	2.66	3.96

Hose design factor 4:1.

Air & Multipurpose
General Purpose
Heavy Duty
Push-on
Chemical Transfer
Cleaning Equipment
Food & Beverage Transfer
Food Washdown
Marine
Material Handling
Abrasives
Bulk Transfer
Cement & Concrete
Mining
Petroleum
Aircraft Fueling
Dispensing
Dock
Rig Supply
Transfer Discharge
Transfer S&D
Specialty
Steam
Vacuum
Water
Discharge
Suction & Discharge
Washdown
Garden
Welding
Coupling Systems
Equipment
Appendix

Air & Multipurpose
General Purpose
Heavy Duty
Push-on
Chemical Transfer
Cleaning Equipment
Food & Beverage Transfer
Food Washdown
Marine
Material Handling
Abrasives
Bulk Transfer
Cement & Concrete
Mining
Petroleum
Aircraft Fueling
Dispensing
Dock
Rig Supply
Transfer Discharge
Transfer S&D
Specialty
Steam
Vacuum
Water
Discharge
Suction & Discharge
Washdown
Garden
Welding
Coupling Systems
Equipment
Appendix

Allcrete® Textile Plaster, Grout & Concrete

Product Specifications

Application
This hose is for use in plaster and grout and shotcrete applications, handling a multitude of materials being pumped to concrete structures, dams, tunnel faces, swimming pools, etc. It is also for use as a flexible connection between pumping equipment and hard piping. Exceeds ASME B30.27-2009 and has a 2:1 WP to burst ratio.

Construction Tube
Black Chemituf® synthetic rubber
> Cover
Black SBR rubber (wrapped impression)
> Reinforcement
Spiral-plied high-strength fabric

Temperature Range
-25˚F to 180˚F (-32˚C to 82˚C)

Packaging
50' lengths, coiled and poly-wrapped

Branding (Spiral)
Example: Allcrete® Textile Ply Plaster Grout and Concrete Continental 2" 1233 psi (85 bar) WP. Weight filled with concrete (150 lb./ft.^{3}). Exceeds ASME B30.27-2009.

Couplings
Contact fitting manufacturer for proper fitting recommendation and coupling procedure.

Order Codes
549-638 (Chemituf®)
549-802 (Survivor®)

Allcrete® Textile

SAP #		ID		Nom. OD		Max. WP		Weight	
Black	**Survivor® Compound**	**in.**	**mm**	**in.**	**mm**	**psi**	**MPa**	**lb./ft.**	**kg/m**
20019934	20677614	1	25.4	1.67	42.3	1233	8.5	0.67	1.00
20019938		1¼	32.0	1.93	49.0	1233	8.5	0.80	1.19
20019942	20673536	1½	38.1	2.31	58.7	1233	8.5	1.14	1.70
20019947	20673537 (50 ft.) 20673538 (100 ft.)	2	51.6	2.83	71.8	1233	8.5	1.46	2.18
20019960	20673539	2½	63.7	3.40	86.3	1233	8.5	1.96	2.92
20019965	20673580	3	76.1	3.92	99.6	1233	8.5	2.39	3.56
20019971		4	102.1	4.96	126.0	1233	8.5	3.16	4.67
20164566		5	127.0	6.06	153.3	1233	8.5	4.22	6.25

Hose design factor 2:1.

Allcrete® Wire

Product Specifications

Application
Allcrete® Wire is for handling wet concrete with high head pressures at the critical flex areas of a concrete boom truck and as a discharge hose on the delivery end of high-pressure concrete pumps. This hose exceeds ASME B30.27-2009 and has a 2:1 WP to burst ratio.

Construction Tube
Black Chemituf® synthetic rubber
> Cover
Black SBR rubber (wrapped impression)
> Reinforcement
Spiral-plied high-strength wire

Temperature Range
-40˚F to 180˚F (-40˚C to 82˚C)

Packaging
50' lengths, coiled and poly-wrapped

Branding (Spiral)
Allcrete® Steel Reinforced Concrete Hose Continental 3" ID 1233 psi (85 bar) WP. Weight filled with concrete (150lb./ft.^{3}). Exceeds ASME B30.27-2009.

Couplings
Contact fitting manufacturer for proper fitting recommendation and coupling procedure.

Order Codes
549-670 (Chemituf®)
549-881 (Survivor®)

Allcrete® Wire

SAP #	ID		Nom. OD		Max. WP		Bend Radius		Weight	
Black	**in.**	**mm**	**in.**	**mm**	**psi**	**MPa**	**in.**	**mm**	**lb./ft.**	**kg/m**
20032690	2	50.8	3.01	76.4	1233	8.5	9	275	2.75	4.10
20672114	2½	63.5	3.50	88.9	1233	8.5	12	300	3.28	4.92
20020019	3	76.2	3.98	101.3	1233	8.5	14	350	3.80	5.65
20020022	4	101.6	5.02	127.4	1233	8.5	16	400	4.90	7.29
20020026	5	127.0	6.00	152.5	1233	8.5	20	500	5.98	8.90

Hose design factor 2:1.

Air & Multipurpose
General Purpose
Heavy Duty
Push-on
Chemical Transfer
Cleaning Equipment
Food & Beverage Transfer
Food Washdown
Marine
Material Handling
Abrasives
Bulk Transfer
Cement & Concrete
Mining
Petroleum
Aircraft Fueling
Dispensing
Dock
Rig Supply
Transfer Discharge
Transfer S&D
Specialty
Steam
Vacuum
Water
Discharge
Suction & Discharge
Washdown
Garden
Welding
Coupling Systems
Equipment
Appendix

PGC Placement Textile



Air & Multipurpose
General Purpose
Heavy Duty
Push-on
Chemical Transfer
Cleaning Equipment
Food & Beverage Transfer
Food Washdown
Marine
Material Handling
Abrasives
Bulk Transfer
Cement & Concrete
Mining
Petroleum
Aircraft Fueling
Dispensing
Dock
Rig Supply
Transfer Discharge
Transfer S&D
Specialty
Steam
Vacuum
Water
Discharge
Suction & Discharge
Washdown
Garden
Welding
Coupling Systems
Equipment
Appendix

Product Specifications

Application
PGC Placement Textile is an economical version of our Plicord® Allcrete® Textile hose. For use in plaster and grout and shotcrete applications, handling a multitude of materials being pumped to concrete structures, dams, tunnel faces, swimming pools, etc. This hose meets ASME B30.27-2009 and has a 2:1 WP to burst ratio.

Construction
> Tube
Black Chemituf® synthetic rubber
> Cover
Black SBR rubber (wrapped impression)
> Reinforcement
Spiral-plied high-strength fabric

Temperature Range
-25˚F to 180˚F (-32˚C to 82˚C)

Packaging
50' lengths, coiled and poly-wrapped

Branding (Spiral)
Continental PGC 1,233 psi (85 bar) WP

Couplings
Contact fitting manufacturer for proper fitting recommendation and coupling procedure.

Order Codes
549-822

PGC Placement Textile

SAP #	ID		Nom. OD		Max. WP		Weight	
Black	**in.**	**mm**	**in.**	**mm**	**psi**	**MPa**	**lb./ft.**	**kg/m**
20560651	1	25.3	1.56	39.7	1233	8.5	0.58	0.86
20560652	1¼	32.0	1.88	47.7	1233	8.5	0.76	1.13
20528827	1½	38.0	2.13	53.7	1233	8.5	0.87	1.30
20528900	2	51.2	2.69	67.1	1233	8.5	1.13	1.68
20528902	2½	63.4	3.25	82.3	1233	8.5	1.59	2.37
20528904	3	76.1	3.81	96.8	1233	8.5	2.12	3.16
20560653	3½	90.0	4.38	111.9	1233	8.5	2.63	3.92
20560654	4	102.0	4.94	125.6	1233	8.5	3.10	4.62

Hose design factor 2:1.

Plicord® Gunite Tan

Product Specifications

Application
Plicord® Gunite Tan is for the efficient transfer of sand and cement to the placement mixing gun nozzle. This hose is recommended for all types of gunning applications.

Construction
> Tube
Tan Pureten™ gum rubber or black Chemituf® rubber
> Cover
Tan SBR synthetic rubber (wrapped impression)
> Reinforcement
Spiral-plied synthetic fabric

Temperature Range
-40˚F to 180˚F (-40˚C to 82˚C)

Packaging
50' lengths, coiled and poly-wrapped

Branding (Spiral)
Example: Continental Gunite 150 psi WP

Couplings
Contact fitting manufacturer for proper fitting recommendation and coupling procedure.

Order Codes
549-862 (tan Pureten™)
549-863 (tan Chemituf®)
549-865 (black Pureten™ with antistatic wires)

Plicord® Gunite

SAP #			ID		Nom. OD		Max. WP		Weight	
Tan Pureten™	Black Chemituf®	Tan Pureten™ with antistatic wires	in.	mm	in.	mm	psi	MPa	lb./ft.	kg/m
20020272			1¼	31.8	2.16	54.9	150	1.03	1.24	1.85
20020274	20020282	20020287	1½	38.1	2.43	61.7	150	1.03	1.48	2.20
20020277		20020290	1⅝	41.3	2.58	65.5	150	1.03	1.60	2.38
20020278			1¾	44.5	2.70	68.6	150	1.03	1.68	2.50
20020279	20020283	20020291	2	50.8	2.94	74.7	150	1.03	1.86	2.77

Hose design factor 4:1.

Air & Multipurpose
General Purpose
Heavy Duty
Push-on
Chemical Transfer
Cleaning Equipment
Food & Beverage Transfer
Food Washdown
Marine
Material Handling
Abrasives
Bulk Transfer
Cement & Concrete
Mining
Petroleum
Aircraft Fueling
Dispensing
Dock
Rig Supply
Transfer Discharge
Transfer S&D
Specialty
Steam
Vacuum
Water
Discharge
Suction & Discharge
Washdown
Garden
Welding
Coupling Systems
Equipment
Appendix

Mining

Air & Multipurpose
General Purpose
Heavy Duty
Push-on

Chemical Transfer

Cleaning Equipment

Food & Beverage Transfer

Food Washdown

Marine

Material Handling
Abrasives
Bulk Transfer
Cement & Concrete

Mining

Petroleum
Aircraft Fueling
Dispensing
Dock
Rig Supply
Transfer Discharge
Transfer S&D

Specialty

Steam

Vacuum

Water
Discharge
Suction & Discharge
Washdown
Garden

Welding

Coupling Systems

Equipment

Appendix

	Page	Thermo-plastic	Rubber	MSHA	Temp. Range	Static Dissipating Tube
Brigade Mine	178	Yes		Yes	-10˚F to 150˚F (-23˚C to 66˚C)	
Flexsteel Mine Spray	177		Yes	Yes	-20˚F to 210˚F (-29˚C to 99˚C)	
Flextra Rock Dust	179		Yes	Yes	-25˚F to 200˚F (-32˚C to 93˚C)	Yes
M&P Mine Conduit	180		Yes	Yes	-20˚F to 200˚F (-29˚C to 93˚C)	
Plicord Ammonium Nitrate HD	182		Yes		-25˚F to 200˚F (-32˚C to 93˚C)	Yes
Plicord Ammonium Nitrate Pellet	181		Yes		-25˚F to 200˚F (-32˚C to 93˚C)	Yes
Plicord Mine Conduit	183		Yes	Yes	-40˚F to 200˚F (-40˚C to 93˚C)	
Spiraflex Cable Guard	184	Yes		Yes	0˚F to 150˚F (-18˚C to 66˚C)	
Spiraflex Rock Dust	185	Yes		Yes	0˚F to 158˚F (-18˚C to 70˚C)	

Flexsteel® Mine Spray

Product Specifications

Application

Flexsteel® Mine Spray is for general underground water spray service in dust control applications. It is also used on continuous mining machinery at the headface and on other mechanical mining machines.

Construction

> Tube

Nitrile synthetic rubber, ARPM Class B (Medium Oil Resistance)

> Cover

Yellow Chemivic synthetic rubber, ARPM Class B (Medium Oil Resistance) (Meets flame test requirements of MSHA Schedule 26-Section 18.65), smooth finish

> Reinforcement

Braided (1) steel wire

Temperature Range

-20˚F to 210˚F (-29˚C to 99˚C)

Packaging

1/2" – 500' reels or 50' cut lengths
3/4" – 500' reels or 50' cut lengths, 20 pieces per carton
1" – 500' reels or 50' cut lengths, 12 pieces per carton
1¼" – 500' reels or 50' cut lengths, 8 pieces per carton
1½" – 300' reels or 50' cut lengths, 6 pieces per carton
2" – 50' cut lengths, 4 pieces per carton

Branding

Example: Continental Flexsteel® Mine Spray
1" 1,000 psi WP Fire-resistant Made in USA

Couplings

Refer to the Continental Industrial Hose Assembly Manual for crimp specifications.

Order Codes

539-421

Flexsteel® Mine Spray

SAP #	ID		Nom. OD		Max. WP		Weight	
Yellow	in.	mm	in.	mm	psi	MPa	lb./ft.	kg/m
20770958	1/2	12.7	0.90	22.8	1000	6.9	0.34	0.51
20024121	3/4	19.1	1.14	29.0	1000	6.9	0.44	0.65
20024129	1	25.4	1.45	36.8	1000	6.9	0.63	0.94
20024138	1¼	31.8	1.75	44.5	1000	6.9	0.86	1.28
20024143	1½	38.1	1.98	50.3	1000	6.9	1.08	1.61
20024154	2	50.8	2.55	64.8	1000	6.9	1.57	2.34

Hose design factor 4:1.

Air & Multipurpose
General Purpose
Heavy Duty
Push-on
Chemical Transfer
Cleaning Equipment
Food & Beverage Transfer
Food Washdown
Marine
Material Handling
Abrasives
Bulk Transfer
Cement & Concrete
Mining
Petroleum
Aircraft Fueling
Dispensing
Dock
Rig Supply
Transfer Discharge
Transfer S&D
Specialty
Steam
Vacuum
Water
Discharge
Suction & Discharge
Washdown
Garden
Welding
Coupling Systems
Equipment
Appendix

Brigade™ Mine

Product Specifications

Application
For use as a mine fire protection hose in underground mines.

Construction
> Tube
Black fire-resistant Pliovic®
> Cover
Orange fire-resistant Pliovic®
> Reinforcement
Spiral synthetic yarn

Temperature Range
-10˚F to 150˚F (-23˚C to 66˚C)

Packaging
1½" – 500' continuous one-piece, coiled and banded
2" – 400' continuous one-piece, coiled and banded
2½" – 300' continuous one-piece, coiled and banded

Branding (Spiral)
Example: Continental Brigade™ Mine
Flame-resistant USMSHA No. 2G14 2" (52.6 mm) 150 psi (1.03 MPa) Made in USA

Couplings
Contact fitting manufacturer for proper fitting recommendation and coupling procedure.

Order Codes
537-508 (200 psi)

Brigade™ Mine

SAP #	ID		Nom. OD		Max. WP		Weight	
Orange	in.	mm	in.	mm	psi	MPa	lb./ft.	kg/m
20012456	1½	38.1	1.72	43.7	200	1.38	0.25	0.37
20012461	2	50.8	2.29	58.2	200	1.38	0.36	0.54
20012463	2½	63.5	2.68	68.1	200	1.38	0.51	0.76

Hose design factor 4:1.

Air & Multipurpose
General Purpose
Heavy Duty
Push-on
Chemical Transfer
Cleaning Equipment
Food & Beverage Transfer
Food Washdown
Marine
Material Handling
Abrasives
Bulk Transfer
Cement & Concrete
Mining
Petroleum
Aircraft Fueling
Dispensing
Dock
Rig Supply
Transfer Discharge
Transfer S&D
Specialty
Steam
Vacuum
Water
Discharge
Suction & Discharge
Washdown
Garden
Welding
Coupling Systems
Equipment
Appendix

Flextra® Rock Dust

Product Specifications

Application
For handling rock dust operations in underground mines.

Construction
> Tube
Black Chemituf® synthetic rubber (static dissipating/static conductive)
> Cover
Yellow Chemivic synthetic rubber, flame-resistant (MSHA) (wrapped impression)
> Reinforcement
Spiral-plied synthetic fabric with wire helix

Temperature Range
-25˚F to 200˚F (-32˚C to 93˚C)

Packaging
50' lengths, coiled and poly-wrapped

Branding (Spiral)
Example: Continental Rock Dust Flame-resistant MSHA IC 11/7

Couplings
Contact fitting manufacturer for proper fitting recommendation and coupling procedure. Soft-cuffed ends available upon special request.

Order Codes
549-668

Flextra® Rock Dust

SAP #	ID		Nom. OD		Max. WP		Bend Radius		Vacuum HG		Weight	
Yellow	in.	mm	in.	mm	psi	MPa	in.	mm	in.	mm	lb./ft.	kg/m
20020003	1¼	31.8	1.59	40.5	100	0.69	6	152	29	737	0.48	0.72
20020005	1½	38.1	1.85	46.9	100	0.69	6	152	29	737	0.60	0.89
20020009	2	50.8	2.37	60.3	100	0.69	8	203	29	737	0.80	1.19
20020011	2½	63.5	2.89	73.3	100	0.69	10	254	29	737	1.06	1.58
20020012	3	76.2	3.35	85.1	50	0.34	12	305	29	737	1.20	1.79
20020013	4	101.6	4.41	111.9	50	0.34	16	406	29	737	1.71	2.55

Hose design factor 4:1.

Air & Multipurpose
General Purpose
Heavy Duty
Push-on
Chemical Transfer
Cleaning Equipment
Food & Beverage Transfer
Food Washdown
Marine
Material Handling
Abrasives
Bulk Transfer
Cement & Concrete
Mining
Petroleum
Aircraft Fueling
Dispensing
Dock
Rig Supply
Transfer Discharge
Transfer S&D
Specialty
Steam
Vacuum
Water
Discharge
Suction & Discharge
Washdown
Garden
Welding
Coupling Systems
Equipment
Appendix

M&P Mine Conduit

Product Specifications

Application
A fabric-reinforced conduit hose for use as an electrical cable cover in underground mine service.

Construction
> Tube
Black flame-resistant synthetic
> Cover
Black flame-resistant synthetic (smooth cover)
> Reinforcement
Spiral synthetic yarn

Temperature Range
-20˚F to 200˚F (-29˚C to 93˚C)

Packaging
Stocked in 50' pieces per box

Branding
Example: 3/4" (19.1 mm) Mine Conduit Made in USA Continental US MSHA #2G-14-7X

Couplings
Contact fitting manufacturer for proper fitting recommendation and coupling procedure.

Order Codes
569-045

M&P Mine Conduit

SAP #	ID		Nom. OD		Weight	
Black	**in.**	**mm**	**in.**	**mm**	**lb./ft.**	**kg/m**
20026402	1/2	12.7	0.94	23.9	0.29	0.43
20026405	5/8	15.9	1.06	26.9	0.35	0.52
20026409	3/4	19.1	1.19	30.2	0.39	0.58
20026412	7/8	22.2	1.32	33.5	0.45	0.67
20026415	1	25.4	1.43	36.3	0.46	0.68
20026417	1⅛	28.6	1.56	39.6	0.60	0.89
20026419	1¼	31.8	1.69	42.9	0.62	0.92
20026421	1⅜	34.9	1.82	46.2	0.71	1.06
20026423	1½	38.1	1.95	49.5	0.75	1.12

Hose design factor 4:1.

Air & Multipurpose
General Purpose
Heavy Duty
Push-on
Chemical Transfer
Cleaning Equipment
Food & Beverage Transfer
Food Washdown
Marine
Material Handling
Abrasives
Bulk Transfer
Cement & Concrete
Mining
Petroleum
Aircraft Fueling
Dispensing
Dock
Rig Supply
Transfer Discharge
Transfer S&D
Specialty
Steam
Vacuum
Water
Discharge
Suction & Discharge
Washdown
Garden
Welding
Coupling Systems
Equipment
Appendix

Plicord® Ammonium Nitrate Pellet

Product Specifications

Application
This hose is for pellet transfer in blasting hole loading.

Construction
> Tube
Black nitrile synthetic rubber (static dissipating/ static conductive)
> Cover
Black nitrile synthetic rubber (static dissipating/ static conductive)
> Reinforcement
Spiral-plied synthetic fabric

Temperature Range
-25˚F to 200˚F (-32˚C to 93˚C)

Packaging
100' lengths, coiled and poly-wrapped

Branding (Spiral)
Example: Continental Ammonium Nitrate Pellet 100 psi

Couplings
Contact fitting manufacturer for proper fitting recommendation and coupling procedure.

Order Codes
549-232

Plicord® Ammonium Nitrate Pellet

SAP #	ID		Nom. OD		Max. WP		Weight	
Black	**in.**	**mm**	**in.**	**mm**	**psi**	**MPa**	**lb./ft.**	**kg/m**
20019417	3/4	19.1	1.17	29.7	100	0.69	0.33	0.49
20019420	1	25.4	1.42	36.1	100	0.69	0.34	0.51
20019422	1½	38.1	1.92	48.8	100	0.69	0.59	0.88
20105656	2	50.8	2.49	63.3	100	0.69	0.76	1.13
20133606	2½	63.5	2.94	74.7	100	0.69	0.90	1.34
20032691	3	76.2	3.42	86.9	100	0.69	1.10	1.64

Hose design factor 4:1.

Air & Multipurpose
General Purpose
Heavy Duty
Push-on
Chemical Transfer
Cleaning Equipment
Food & Beverage Transfer
Food Washdown
Marine
Material Handling
Abrasives
Bulk Transfer
Cement & Concrete
Mining
Petroleum
Aircraft Fueling
Dispensing
Dock
Rig Supply
Transfer Discharge
Transfer S&D
Specialty
Steam
Vacuum
Water
Discharge
Suction & Discharge
Washdown
Garden
Welding
Coupling Systems
Equipment
Appendix

Plicord® Ammonium Nitrate HD

Air & Multipurpose
General Purpose
Heavy Duty
Push-on

Chemical Transfer

Cleaning Equipment

Food & Beverage Transfer

Food Washdown

Marine

Material Handling
Abrasives
Bulk Transfer
Cement & Concrete

Mining

Petroleum
Aircraft Fueling
Dispensing
Dock
Rig Supply
Transfer Discharge
Transfer S&D

Specialty

Steam

Vacuum

Water
Discharge
Suction & Discharge
Washdown
Garden

Welding

Coupling Systems

Equipment

Appendix

Product Specifications

Application
This hose is a heavy-duty hose for pellet transfer in blasting hole loading. Capable of handling -25˚F to 200˚F (-32˚C to 93˚C).

Construction
> Tube
Black nitrile synthetic rubber (static dissipating/ static conductive)
> Cover
Black nitrile synthetic rubber (static dissipating/ static conductive) (wrapped impression)
> Reinforcement
Spiral-plied synthetic fabric recommendation and coupling procedure

Temperature Range
-25˚F to 200˚F (-32˚C to 93˚C)

Packaging
Coiled and poly-wrapped

Branding
Continuous spiral brand "HD Ammonium Nitrate Pellet 400 psi Max WP Continental Made in Canada"

Couplings
Contact fitting manufacturer for proper fitting recommendation and coupling procedure.

Non-Stock/Sizes
Maximum shipping length - 400'

Order Codes
549-231

Plicord® Ammonium Nitrate HD

SAP #	ID		Nom. OD		Max. WP		Weight	
Black	**in.**	**mm**	**in.**	**mm**	**psi**	**MPa**	**lb./ft.**	**kg/m**
20019412	1	25.4	1.60	40.6	400	2.76	0.63	0.94
20019413	1½	38.1	2.10	53.3	400	2.76	0.87	1.30
20115495	1¾	45.1	2.61	66.3	400	2.76	1.49	2.21
20118678	2	50.8	2.84	72.0	400	2.76	1.64	2.44
20135894	2½	63.5	3.26	82.7	400	2.76	1.76	2.62
20368039	3	76.2	3.71	94.2	400	2.76	1.92	2.86

Hose design factor 4:1.

Plicord® Mine Conduit

Product Specifications

Application
Plicord® Mine Conduit is a fabric-reinforced hose for use as an electrical cable cover in underground mines. This hose meets MSHA standards for flame-resistant cover.

Construction
> Tube
Black Wingprene® synthetic rubber
> Cover
Black Wingprene® synthetic rubber, flame-resistant (wrapped impression)
> Reinforcement
Spiral-plied synthetic fabric

Temperature Range
-40˚F to 200˚F (-40˚C to 93˚C)

Packaging
50' lengths, coiled and poly-wrapped

Branding (Spiral)
Example: Continental Mine Conduit Hose
Flame-resistant USMSHA #2G-14/15

Couplings
Contact fitting manufacturer for proper fitting recommendation and coupling procedure.

Order Codes
549-039 (black)
549-035 (yellow)

Plicord® Mine Conduit

SAP #		ID		Nom. OD		Weight	
Black	Yellow	in.	mm	in.	mm	lb./ft.	kg/m
20019080	20019068	1/2	12.7	0.94	23.9	0.30	0.45
20019082	20019070	5/8	15.9	1.06	26.9	0.35	0.52
20019084	20019071	3/4	19.1	1.18	30.0	0.40	0.60
20019087	20019072	7/8	22.2	1.30	33.0	0.45	0.67
20019089	20019073	1	25.4	1.43	36.3	0.50	0.74
20019091	20019075	1⅛	28.6	1.58	40.1	0.56	0.83
20019093	20045963	1¼	31.8	1.69	42.9	0.61	0.91
20019095	20031917	1⅜	34.9	1.81	46.0	0.66	0.98
20019096	20029879	1½	38.1	1.93	49.0	0.71	1.06
20019099	20031918	1¾	44.5	2.21	56.1	0.82	1.22
20019102	20019076	2	50.8	2.42	61.5	0.87	1.29
20019107		2¼	57.2	2.67	67.9	0.97	1.43
20019108		2⅜	60.3	2.80	71.0	1.02	1.52
20019109	20029631	2½	63.5	2.92	74.2	1.06	1.58
20019112		3	76.2	3.41	86.5	1.26	1.86
20019115		4	101.6	4.44	112.7	1.66	2.45

Hose design factor 4:1.

Air & Multipurpose
General Purpose
Heavy Duty
Push-on
Chemical Transfer
Cleaning Equipment
Food & Beverage Transfer
Food Washdown
Marine
Material Handling
Abrasives
Bulk Transfer
Cement & Concrete
Mining
Petroleum
Aircraft Fueling
Dispensing
Dock
Rig Supply
Transfer Discharge
Transfer S&D
Specialty
Steam
Vacuum
Water
Discharge
Suction & Discharge
Washdown
Garden
Welding
Coupling Systems
Equipment
Appendix

Spiraflex® Cable Guard



Product Specifications

Application
This hose is for use as a protective cover for supply lines. It is flame-resistant and MSHA-approved.

Construction
> Tube
Clear rigid PVC corrugated for flexibility
> Reinforcement
White high-density rigid PVC helix corrugated for flexibility, MSHA

Temperature Range
0˚F to 150˚F (-18˚C to 66˚C)

Packaging
Continuous one-piece, coiled and poly-wrapped, available in 50' or 100' lengths.
Available pre-slit longitudinally for easy installation.

Branding
Example: Cable Guard USMSHA IC-11/12 Made in USA Continental

Order Codes
586-438

Spiraflex® Cable Guard

SAP #	ID		Nom. OD		Bend Radius		Weight	
Clear	in.	mm	in.	mm	in.	mm	lb./ft.	kg/m
20013414	1 ½	38.1	1.74	44.2	2	51	0.23	0.34
20013419	2	50.8	2.28	57.9	3	76	0.34	0.51
20013425	3	76.2	3.37	85.6	6	152	0.52	0.77
20013431	4	101.6	4.44	112.8	9	229	0.75	1.12

Force-to-Bend (lb.)

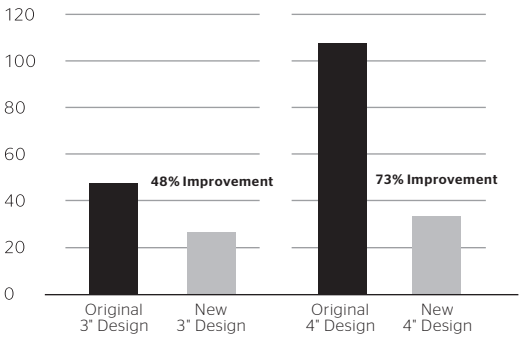

Force-to-Open (lb.)

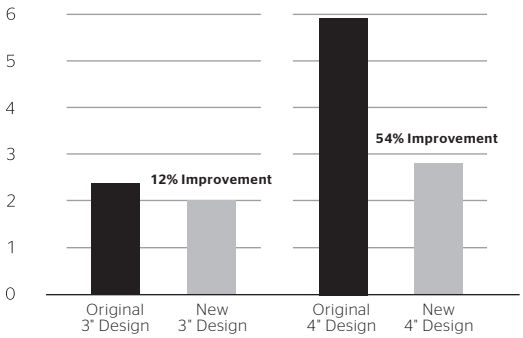

Air & Multipurpose
General Purpose
Heavy Duty
Push-on
Chemical Transfer
Cleaning Equipment
Food & Beverage Transfer
Food Washdown
Marine
Material Handling
Abrasives
Bulk Transfer
Cement & Concrete
Mining
Petroleum
Aircraft Fueling
Dispensing
Dock
Rig Supply
Transfer Discharge
Transfer S&D
Specialty
Steam
Vacuum
Water
Discharge
Suction & Discharge
Washdown
Garden
Welding
Coupling Systems
Equipment
Appendix

Spiraflex® Rock Dust

Product Specifications

Application
The Spiraflex® Rock Dust hose is a lightweight, flexible alternative to the rubber hose for handling rock dusting in underground coal mines.

Construction
> Tube
Green Pliovic®, meets MSHA standards USMSHA
> Cover
Green Pliovic®, meets MSHA standards USMSHA
> Reinforcement
Rigid white Pliovic® PVC helix

Temperature Range
0˚F to 158˚F (-18˚C to 70˚C)

Packaging
100' lengths, coiled and poly-wrapped

Branding
Example: Rock Dust USMSHA 2G-1C-14C/17 Made in USA Continental

Couplings
Contact fitting manufacturer for proper fitting recommendation and coupling procedure.

Non-Stock/Sizes
Static wire available, contact customer service.

Order Codes
586-426 (corrugated cover)
586-427 (smooth cover with static wire)

Spiraflex® Rock Dust

SAP #		ID		Nom. OD		Max. WP		Bend Radius		Vacuum HG		Weight	
Green	Smooth cover w/ static wire	in.	mm	in.	mm	psi	MPa	in.	mm	in.	mm	lb./ft.	kg/m
20013351	20766499	1½	38.1	1.75	44.5	44	0.30	4	97	29	737	0.28	0.42
20013354	20013361	2	50.8	2.35	59.7	30	0.21	6	140	29	737	0.61	0.91
20013356	20013363	2½	63.5	2.87	72.9	30	0.21	7	178	29	737	0.61	0.91
20013358	20013365	3	76.2	3.40	86.4	30	0.21	8	203	29	737	0.77	1.15
20013359	20645908	4	101.6	4.45	113.0	27	0.19	14	356	15	381	0.95	1.41

Hose design factor 3:1.

Air & Multipurpose
General Purpose
Heavy Duty
Push-on
Chemical Transfer
Cleaning Equipment
Food & Beverage Transfer
Food Washdown
Marine
Material Handling
Abrasives
Bulk Transfer
Cement & Concrete
Mining
Petroleum
Aircraft Fueling
Dispensing
Dock
Rig Supply
Transfer Discharge
Transfer S&D
Specialty
Steam
Vacuum
Water
Discharge
Suction & Discharge
Washdown
Garden
Welding
Coupling Systems
Equipment
Appendix

Aircraft Fueling

	Page	API 1529	NFPA	EN 1361	Static Dissipating Cover
Advantage	190	Yes	Yes		Yes
Deadman Aircraft Refueling	191				
Jet Ranger	189	Yes	Yes	Yes	Yes
Platinum JAC Riser	187	Yes		Yes	Yes
Refueling Sensing	192				
Wingcraft	188	Yes	Yes		Yes

Air & Multipurpose
General Purpose
Heavy Duty
Push-on
Chemical Transfer
Cleaning Equipment
Food & Beverage Transfer
Food Washdown
Marine
Material Handling
Abrasives
Bulk Transfer
Cement & Concrete
Mining
Petroleum
Aircraft Fueling
Dispensing
Dock
Rig Supply
Transfer Discharge
Transfer S&D
Specialty
Steam
Vacuum
Water
Discharge
Suction & Discharge
Washdown
Garden
Welding
Coupling Systems
Equipment
Appendix

Platinum JAC Riser Hose

Product Specifications

Application
Platinum JAC Riser is designed for aircraft refuelers equipped with moveable service platforms to act as a flexible connection between the platform and the refueling truck. Use this hose for commercial and private aircraft fueling/defueling of avgas and jet fuel.

> In a flex test of repetitive bend cycles, the leading competitor's JAC Riser product broke down at 63,600 cycles, which resulted in tube and ply separation, loss of electrical conductivity and overall kinking.

> After 124,000 cycles on the same test, the Platinum JAC Riser had no tube separation, maintained its electrical conductivity and experienced no kinking. The test was stopped at 124,000 cycles and the integrity of the hose was still intact.

> JAC Riser complies with EI 1529/2014 and ISO1825:2010 Type E Grade 2.

Construction
> Tube
Black nitrile synthetic rubber
> Cover
Black Wingprene® (ORS) static dissipating/static conductive synthetic rubber
> Reinforcement
Spiral-plied synthetic fabric with dual helix and static dissipating wires

Temperature Range
-35˚F to 200˚F (-37˚C to 93˚C)

Packaging
Coiled and poly-wrapped

Branding (Spiral)
Example: Continental Platinum JAC RISER
Aircraft Fueling/Defueling Hose NFPA 407 EI1529/2014
ISO1825:2010 Type E Grade 2 2000 kPa (300 psi) MAX WP

Order Codes
543-244

Platinum JAC Riser Hose

SAP #	ID		Nom. OD		Max. WP		Bend Radius		Vacuum HG		Weight	
	in.	mm	in.	mm	psi	MPa	in.	mm	in.	mm	lb./ft.	kg/m
20737017	1½	38.1	2.18	55.4	300	2.07	6.0	152	29	737	1.27	1.89
20683391	2	50.8	2.72	69.1	300	2.07	8.0	203	29	737	1.74	2.59
20737018	2½	63.5	3.22	81.9	300	2.07	10.0	254	29	737	2.13	3.17
20683393	3	76.2	3.85	97.7	300	2.07	12.0	305	29	737	3.08	4.58
20672228	4	101.6	4.85	123.2	300	2.07	16.0	406	29	737	4.11	6.12

Hose design factor 4:1.

Air & Multipurpose
General Purpose
Heavy Duty
Push-on
Chemical Transfer
Cleaning Equipment
Food & Beverage Transfer
Food Washdown
Marine
Material Handling
Abrasives
Bulk Transfer
Cement & Concrete
Mining
Petroleum
Aircraft Fueling
Dispensing
Dock
Rig Supply
Transfer Discharge
Transfer S&D
Specialty
Steam
Vacuum
Water
Discharge
Suction & Discharge
Washdown
Garden
Welding
Coupling Systems
Equipment
Appendix

Air & Multipurpose
General Purpose
Heavy Duty
Push-on

Chemical Transfer

Cleaning Equipment

Food & Beverage Transfer

Food Washdown

Marine

Material Handling
Abrasives
Bulk Transfer
Cement & Concrete

Mining

Petroleum
Aircraft Fueling
Dispensing
Dock
Rig Supply
Transfer Discharge
Transfer S&D

Specialty

Steam

Vacuum

Water
Discharge
Suction & Discharge
Washdown
Garden

Welding

Coupling Systems

Equipment

Appendix

Wingcraft™

Product Specifications

Application
Wingcraft™ is for fueling or defueling* commercial and private aircraft. It handles jet fuel and the higher aromatic aviation gasolines. Its high working pressure permits use in fuel cart hydrant service. This hose meets EI 1529-7 edition. 2014 and NFPA Bulletin #407 (2017 revision).

Construction
> Tube
Black nitrile synthetic rubber
> Cover
Black Wingprene® (ORS) static dissipating/static conductive synthetic rubber
> Reinforcement
Spiral-plied synthetic fabric

Temperature Range
-35˚F to 200˚F (-37˚C to 93˚C)

Packaging
Cut lengths, coiled and poly-wrapped

Branding
Example: Continental Wingcraft™ Aircraft Fueling Hose NFPA-407 EI 1529/2014 Type C Grade 2 2000 KPA (300 psi) Max WP

Couplings
Contact fitting manufacturer for proper fitting recommendation and coupling procedures.

Non-Stock/Sizes
Custom lengths and fitting configurations available.

Order Codes
543-738 (1" to 3")
541-738 (4")

Wingcraft™

SAP #	ID		Nom. OD		Max. WP		Weight	
Black	**in.**	**mm**	**in.**	**mm**	**psi**	**MPa**	**lb./ft.**	**kg/m**
20018117	1	25.4	1.58	40.1	300	2.07	0.63	0.94
20018142	1¼	31.8	1.89	48.0	300	2.07	0.84	1.25
20018159	1½	38.1	2.13	54.1	300	2.07	0.96	1.43
20016784	2	50.8	2.72	69.1	300	2.07	1.43	2.13
20016778	2½	63.5	3.22	81.8	300	2.07	1.72	2.56
20190324	3	76.2	3.70	94.0	300	2.07	2.02	3.01
20016776	4	101.6	4.80	121.9	300	2.07	2.89	4.30

Hose design factor 4:1.
Note: Bulk hose and factory assemblies are hydrostatic tested to 600 psi and certified.
*Gravity defueling only.

Jet Ranger™

Product Specifications

Application
Jet Ranger™ is used in the fueling and defueling* of commercial and private aircraft. Resistant to jet fuel and higher aromatic aviation gasolines. Jet Ranger™ can also be used for hydrant service. This hose meets EI 1529-7 edition. 2014 and NFPA Bulletin #407 (2017 revision).

Construction
> Tube
Black nitrile synthetic rubber
> Cover
Black Wingprene® (ORS) static dissipating/static conductive synthetic rubber (wrapped finish)
> Reinforcement
Four spiral-plied synthetic fabric and one nylon breaker

Temperature Range
-35˚F to 200˚F (-37˚C to 93˚C)

Packaging
Coiled and poly-wrapped

Branding (Spiral)
Example: Continental Jet Ranger™ ISA 1825:2010/C/OMEGA NFPA 407 EI1529/2014 Type C Grade 2 2 1/2" 2000 kPa/20 bar/300 psi MAX WP

Couplings
Contact fitting manufacturer for proper fitting recommendation and coupling procedures.

Order Codes
541-742 (4")
543-742 (1" to 3")

Jet Ranger™

SAP #	ID		Nom. OD		Max. WP		Weight	
Black	**in.**	**mm**	**in.**	**mm**	**psi**	**MPa**	**lb./ft.**	**kg/m**
20018250	1½	38.1	2.06	52.3	300	2.07	0.86	1.28
20046710	1 31/32	50.0	2.57	65.3	300	2.07	1.14	1.70
20099968	2½	63.5	3.16	80.3	300	2.07	1.53	2.28
20018276	3	76.2	3.64	92.5	300	2.07	1.79	2.66
20016044	4	101.6	5.00	127.0	300	2.07	3.70	5.51

Hose design factor 4:1.
Note: Bulk hose is factory hydrostatic tested to 600 psi.
*Gravity defueling only.

Air & Multipurpose
General Purpose
Heavy Duty
Push-on
Chemical Transfer
Cleaning Equipment
Food & Beverage Transfer
Food Washdown
Marine
Material Handling
Abrasives
Bulk Transfer
Cement & Concrete
Mining
Petroleum
Aircraft Fueling
Dispensing
Dock
Rig Supply
Transfer Discharge
Transfer S&D
Specialty
Steam
Vacuum
Water
Discharge
Suction & Discharge
Washdown
Garden
Welding
Coupling Systems
Equipment
Appendix

Air & Multipurpose
General Purpose
Heavy Duty
Push-on
Chemical Transfer
Cleaning Equipment
Food & Beverage Transfer
Food Washdown
Marine
Material Handling
Abrasives
Bulk Transfer
Cement & Concrete
Mining
Petroleum
Aircraft Fueling
Dispensing
Dock
Rig Supply
Transfer Discharge
Transfer S&D
Specialty
Steam
Vacuum
Water
Discharge
Suction & Discharge
Washdown
Garden
Welding
Coupling Systems
Equipment
Appendix

Advantage™

Product Specifications

Application
Advantage™ Aircraft Fueling hose is for over- and under-the-wing fueling of commercial and private aircraft. This hose meets EI 1529-7 edition. 2014 and NFPA Bulletin #407 (2017 revision).

Construction
> Tube
Black nitrile synthetic rubber
> Cover
Black Wingprene® (ORS) static dissipating/static conductive synthetic rubber (wrapped impression)
> Reinforcement
Two spiral-plied synthetic fabric and one breaker

Temperature Range
-35˚F to 200˚F (-37˚C to 93˚C)

Packaging
Cut lengths, coiled and poly-wrapped.

Branding
Example: Continental Advantage™ Aircraft Fueling Hose NFPA407 EI1529/2014 Type C Grade 1 1 1/4" 1000 kPa (150 psi) MAX WP

Couplings
Contact fitting manufacturer for proper fitting recommendation and coupling procedures.

Non-Stock/Sizes
Custom lengths and female fitting configurations available.

Order Codes
543-429

Advantage™

SAP #	ID		Nom. OD		Max. WP		Weight	
Black	**in.**	**mm**	**in.**	**mm**	**psi**	**MPa**	**lb./ft.**	**kg/m**
20017874	1	25.4	1.55	39.4	150	1.03	0.60	0.89
20017880	1¼	31.8	1.81	46.0	150	1.03	0.72	1.07
20017889	1½	38.1	2.11	53.6	150	1.03	0.96	1.43

Hose meets API Bulletin 1529-6th edition, 2005, Grade 1, Type C and N.F.P.A. Bulletin #407 (2001 revision).
Hose design factor 4:1.
Note: Bulk hose and factory assemblies are hydrostatic tested to 300 psi and certified.

Deadman Aircraft Refueling

Product Specifications

Application
The double-line Deadman Refueling hose is for automatic shutoff at the operator end of aircraft hydrant and truck refueling systems. Used with pneumatic closed-circuit systems commonly referred to as single-point pressure refueling. Deadman hose is connected to air-actuated shut-off valves that are controlled by the refueler technician at all times during aircraft refueling operations.

Construction
> Tube
Nitrile synthetic rubber, ARPM Class A (High Oil Resistance)
> Cover
Red/Green, Green/Yellow Chemivic synthetic rubber, ARPM Class A (High Oil Resistance)
> Reinforcement
Spiral synthetic yarn

Temperature Range
-20˚F to 140˚F (-29˚C to 60˚C)

Packaging
450'–750', maximum 3 pieces, minimum 35'

Branding (Spiral)
Permanent contrasting black ink on red/green hose.
Example: 1/4 ID Aircraft Fueling Deadman Made in USA Continental

Couplings
Contact fitting manufacturer for proper fitting recommendation and coupling procedures.

Order Codes
569-601 (red/green)
569-692 (green/yellow)

Deadman Aircraft Refueling

SAP #		ID		Nom. OD		Max. WP		Weight	
Red/Green	**Green/Yellow**	**in.**	**mm**	**in.**	**mm**	**psi**	**MPa**	**lb./ft.**	**kg/m**
20027376	20477995	1/4	6.4	0.53	13.5	200	1.38	0.2	0.3

Hose design factor 4:1.

Air & Multipurpose
General Purpose
Heavy Duty
Push-on
Chemical Transfer
Cleaning Equipment
Food & Beverage Transfer
Food Washdown
Marine
Material Handling
Abrasives
Bulk Transfer
Cement & Concrete
Mining
Petroleum
Aircraft Fueling
Dispensing
Dock
Rig Supply
Transfer Discharge
Transfer S&D
Specialty
Steam
Vacuum
Water
Discharge
Suction & Discharge
Washdown
Garden
Welding
Coupling Systems
Equipment
Appendix

Refueling Sensing

Air & Multipurpose
General Purpose
Heavy Duty
Push-on

Chemical Transfer

Cleaning Equipment

Food & Beverage Transfer

Food Washdown

Marine

Material Handling
Abrasives
Bulk Transfer
Cement & Concrete

Mining

Petroleum
Aircraft Fueling
Dispensing
Dock
Rig Supply
Transfer Discharge
Transfer S&D

Specialty

Steam

Vacuum

Water
Discharge
Suction & Discharge
Washdown
Garden

Welding

Coupling Systems

Equipment

Appendix

Product Specifications

Application
The double-line Refueling Sensing hose is for use on pressurized aircraft hydrant fueling systems common at the larger metropolitan airports. The Sensing hose operates in a system where air and fuel from underground hydrants monitor the flow and pressure of fuel being pumped into the aircraft. The hose carries the deadman function (automatic safety shutdown) and pressure control signals from the dispensing vehicle to the hydrant pit control valve.

Construction
> Tube
Nitrile synthetic rubber, ARPM Class A (High Oil Resistance)
> Cover
Orange/black nitrile synthetic rubber, ARPM Class A (High Oil Resistance)
> Reinforcement
Spiral synthetic yarn

Temperature Range
-20˚F to 140˚F (-29˚C to 60˚C)

Packaging
450'–750' reels, maximum 3 pieces, minimum 35'

Branding
Permanent contrasting white ink on black hose.

Couplings
Contact fitting manufacturer for proper fitting recommendation and coupling procedures.

Order Codes
569-604 (orange/black)

Refueling Sensing

SAP #	ID		Nom. OD		Max. WP		Weight	
Orange/Black	**in.**	**mm**	**in.**	**mm**	**psi**	**MPa**	**lb./ft.**	**kg/m**
20027379	3/8	9.5	0.66	16.8	200	1.38	0.28	0.42

Hose design factor 4:1.

Dispensing

	Page	UL and/or CUL Certified	Gasoline	Diesel	B5	B20	B100	E10	E25	E85	Ad Blue /DEF	Wire	Textile
Aggie Gas	205		Yes A/S only	Yes	Yes			Yes					Yes
BC Cold Flex	203	Yes	Yes	Yes	Yes			Yes					Yes
BC Gasoline	202	Yes	Yes	Yes	Yes			Yes					Yes
BC Marina	204	Yes	Yes	Yes	Yes			Yes					Yes
DEF Dispensing	207										Yes		Yes
Flexsteel Futura	194	Yes	Yes	Yes	Yes			Yes				Yes	
Flexsteel Futura B20	201	Yes	Yes	Yes	Yes	Yes		Yes				Yes	
Flexsteel Futura E25	200	Yes	Yes	Yes	Yes			Yes	Yes			Yes	
Flexsteel Futura Ethan-ALL E85	199	Yes	Yes	Yes	Yes			Yes	Yes	Yes		Yes	
Flexsteel Futura HVR Low Perm	196	Yes	Yes					Yes				Yes	
Flexsteel Futura Low Perm	195	Yes	Yes	Yes	Yes			Yes				Yes	
Flexsteel Futura Vapor Assist	197	Yes	Yes					Yes				Yes	
Maxxim Premier Ultra	198	Yes	Yes					Yes				Yes	
Pacer	206	Yes	Yes	Yes	Yes			Yes					Yes

Air & Multipurpose
General Purpose
Heavy Duty
Push-on

Chemical Transfer

Cleaning Equipment

Food & Beverage Transfer

Food Washdown

Marine

Material Handling
Abrasives
Bulk Transfer
Cement & Concrete

Mining

Petroleum
Aircraft Fueling
Dispensing
Dock
Rig Supply
Transfer Discharge
Transfer S&D

Specialty

Steam

Vacuum

Water
Discharge
Suction & Discharge
Washdown
Garden

Welding

Coupling Systems

Equipment

Appendix

Flexsteel® Futura™

Product Specifications

Application
Flexsteel® Futura™ with Futurin™ cover resists cracking and fading, designed to dispense a wide range of fuels, up to E10 and B5, with extreme durability. The wire braid construction provides excellent kink-resistance, low computer creep and long service life. This hose is UL 330 and CUL approved.

Construction
> Tube
Nitrile synthetic rubber (ORS)
> Cover
Futurin™ synthetic rubber (ORS)
> Reinforcement
Wire braid

Temperature Range
-40˚F to 140˚F (-40˚C to 60˚C)

Packaging
5/8" and 3/4" – Coupled lengths, 10 pieces per box
1" – Coupled lengths, 5 pieces per box

Branding
Example: Continental 3/4" (19.0 mm)
Flexsteel® Futura™ Gasoline Hose 559N Made in USA

Couplings
Available as factory-coupled assemblies only.

Order Codes
532-327 (black)
532-331 (green)
532-332 (red)
532-333 (blue)
532-335 (yellow)

Flexsteel® Futura™

ID		Nom. OD		Max. WP		Weight	
in.	mm	in.	mm	psi	MPa	lb./ft.	kg/m
5/8	15.9	1.00	25.4	50	0.34	0.40	0.60
3/4	19.1	1.13	28.7	50	0.34	0.45	0.67
1	25.4	1.38	35.1	50	0.34	0.61	0.91

Air & Multipurpose
General Purpose
Heavy Duty
Push-on
Chemical Transfer
Cleaning Equipment
Food & Beverage Transfer
Food Washdown
Marine
Material Handling
Abrasives
Bulk Transfer
Cement & Concrete
Mining
Petroleum
Aircraft Fueling
Dispensing
Dock
Rig Supply
Transfer Discharge
Transfer S&D
Specialty
Steam
Vacuum
Water
Discharge
Suction & Discharge
Washdown
Garden
Welding
Coupling Systems
Equipment
Appendix

Flexsteel® Futura™ Low Perm

The First UL-Approved Low Permeation Gasoline Dispensing Hose Available on the Market

Application

The Flexsteel® Futura™ Low Perm dispensing hose offers superior, long-lasting service with multi-fuel capability. This hose is designed for use at filling stations to reduce permeation rates to 10 grams/m^2/day and improve air quality and emissions.

› Premium abuse-resistant cover compound with enhanced ozone resistance for service longevity
› Meets UL330 requirements
› Meets stringent permeation requirements of less than 10 grams/m^2/day.

The Flexsteel® Futura™ Low Perm dispensing hose meets the below specifications and UL330 low permeation requirements.

Construction

> Tube

Nitrile synthetic rubber with fluorothermoplastic barrier layer

> Cover

Futurin™ synthetic rubber

> Reinforcement

Single-wire braid

Permeation

Meets UL330 permeation limit of 10 grams/m²/day

Branding

Continental 559N Made in USA 3/4"
Flexsteel® Futura™ Low Perm (10g/m²/day) Gasoline Hose

Couplings

Available as factory-coupled assemblies only.

Order Codes

532-338-024

Flexsteel® Futura™ Low Perm

ID		Nom. OD		Max. WP		Weight	
in.	mm	in.	mm	psi	MPa	lb./ft.	kg/m
3/4	19.1	1.14	29.0	50	0.34	0.42	0.62

Air & Multipurpose
General Purpose
Heavy Duty
Push-on
Chemical Transfer
Cleaning Equipment
Food & Beverage Transfer
Food Washdown
Marine
Material Handling
Abrasives
Bulk Transfer
Cement & Concrete
Mining
Petroleum
Aircraft Fueling
Dispensing
Dock
Rig Supply
Transfer Discharge
Transfer S&D
Specialty
Steam
Vacuum
Water
Discharge
Suction & Discharge
Washdown
Garden
Welding
Coupling Systems
Equipment
Appendix

Flexsteel® Futura™ HVR Low Perm

Product Specifications

Application
Flexsteel® Futura HVR Low Perm features an abuse-resistant cover compound with enhanced ozone resistance for service longevity.
› Meets UL330, CARB, ORVR and EVR requirements
› Factory-made assemblies with fittings designed for Healy Stage II Enhanced Vapor Recovery (EVR) Systems compatibility
› Low permeation, less than 10g/m²/day

Construction
> Tube
Nitrile synthetic rubber (ORS)
> Cover
Futurin™ synthetic rubber (ORS)
> Reinforcement
One braided steel wire

Temperature Range
-40˚F to 140˚F (-40˚C to 60˚C)

Packaging
Coupled lengths only, 6 pieces per box

Branding
Continental 559N Made in USA 3/4"
Flexsteel® Futura™ HVR Low Perm (10g/m2/day)
Gasoline Hose

Couplings
Available as factory-coupled assemblies only.

Non-Stock/Sizes
For special production run minimum requirements, contact customer service.

Order Codes
532-330

Flexsteel® Futura™ HVR Low Perm

ID		Nom. OD		Max. WP		Weight	
in.	mm	in.	mm	psi	MPa	lb./ft.	kg/m
3/4	19.1	1.14	29.0	50	0.34	0.42	0.62

Air & Multipurpose
General Purpose
Heavy Duty
Push-on
Chemical Transfer
Cleaning Equipment
Food & Beverage Transfer
Food Washdown
Marine
Material Handling
Abrasives
Bulk Transfer
Cement & Concrete
Mining
Petroleum
Aircraft Fueling
Dispensing
Dock
Rig Supply
Transfer Discharge
Transfer S&D
Specialty
Steam
Vacuum
Water
Discharge
Suction & Discharge
Washdown
Garden
Welding
Coupling Systems
Equipment
Appendix

Flexsteel® Futura™ Vapor Assist

Product Specifications

Application
This hose is for Stage II Vacuum Assist Systems where a pump in the dispenser pulls the gasoline vapors away from the vehicle fill pipe during fueling. The wire braid construction for the fuel hose provides excellent kink resistance, low computer creep and a long service life. Flexsteel® Futura™ Vapor Assist is UL 330 approved.

Construction
> Tube
Nitrile synthetic rubber (ORS)
> Cover
Futurin™ synthetic rubber (ORS)
> Reinforcement
One braided steel wire

Temperature Range
-40˚F to 140˚F (-40˚C to 60˚C)

Packaging
Coupled lengths only, 6 pieces per box

Branding
Example: Continental Flexsteel® Futura™ Vapor Assist 3/4"
Made in USA

Couplings
Available as factory-coupled assemblies only.

Order Codes
532-362

Flexsteel® Futura™ Vapor Assist

ID		Nom. OD		Max. WP		Weight	
in.	mm	in.	mm	psi	MPa	lb./ft.	kg/m
3/4	19.1	1.13	28.7	50	0.34	0.45	0.67
7/8	22.2	1.25	31.8	50	0.34	0.49	0.73

Air & Multipurpose
General Purpose
Heavy Duty
Push-on
Chemical Transfer
Cleaning Equipment
Food & Beverage Transfer
Food Washdown
Marine
Material Handling
Abrasives
Bulk Transfer
Cement & Concrete
Mining
Petroleum
Aircraft Fueling
Dispensing
Dock
Rig Supply
Transfer Discharge
Transfer S&D
Specialty
Steam
Vacuum
Water
Discharge
Suction & Discharge
Washdown
Garden
Welding
Coupling Systems
Equipment
Appendix

MAXXIM™ Premier Ultra

Air & Multipurpose
General Purpose
Heavy Duty
Push-on
Chemical Transfer
Cleaning Equipment
Food & Beverage Transfer
Food Washdown
Marine
Material Handling
Abrasives
Bulk Transfer
Cement & Concrete
Mining
Petroleum
Aircraft Fueling
Dispensing
Dock
Rig Supply
Transfer Discharge
Transfer S&D
Specialty
Steam
Vacuum
Water
Discharge
Suction & Discharge
Washdown
Garden
Welding
Coupling Systems
Equipment
Appendix

Product Specifications

Application
With redesigned thermoplastic cover for improved flexibility and kink resistance, the newly updated MAXXIM™ Premier Ultra can withstand the continuous demanding application requirements better than ever. The new design still incorporates a Venturi pump in the protected confines of the inner fuel hose coupling to keep the vapor path open in the outer hose. As gasoline flows through the Venturi pump, gasoline accumulating in the bottom loop of the vapor hose is collected and returned to the fuel hose. This updated version is C.A.R.B., EVR and UL 330 approved.

Construction
> Tube
Nitrile synthetic rubber (ORS)
> Cover
Chemivic synthetic rubber (ORS), thermoplastic outer with textile reinforcement and wire helix
> Reinforcement
One braided steel wire

Temperature Range
-40˚F to 140˚F (-40˚C to 60˚C)

Packaging
Coupled lengths only, 6 pieces per box

Branding
Not branded

Couplings
Available as factory-coupled assemblies only.

Order Codes
532-366

MAXXIM™ Premier Ultra

ID		Nom. OD		Weight
in.	mm	in.	mm	lb./ft.
1¼	31.8	0.625	15.9	0.22

MAXXIM™ Premier Ultra Available Options *Contact customer service for additional length requirements*

SAP #	Description	SAP #	Description	SAP #	Description
21045883	1-1/4x8"	21045985	1-1/4x8'	21046712	1-1/4x8' V33-35"
21045884	1-1/4x10"	21045986	1-1/4x12'	21046713	1-1/4x8' V36-38"
21045885	1-1/4x1'	21046086	1-1/4x4' V30-32"	21046714	1-1/4x8' 6" V27-29"
21045886	1-1/4x2'	21046087	1-1/4x4' 6" V30-32"	21046715	1-1/4x8' 6" V30-32"
21045887	1-1/4x4'	21046088	1-1/4x5' V30-32"	21046716	1-1/4x8' 6" V33-35"
21045888	1-1/4x4' 6"	21046114	1-1/4x6' V30-32"	21046717	1-1/4x9' V27-29"
21045889	1-1/4x5'	21046135	1-1/4x6' 6" V30-32"	21046748	1-1/4x9' V30-32"
21045980	1-1/4x5' 6"	21046137	1-1/4x7' V30-32"	21046749	1-1/4x9' V33-35"
21045981	1-1/4x6'	21046138	1-1/4x7' 6" V30-32"	21046780	1-1/4x9' 6" V30-32"
21045982	1-1/4x6' 6"	21046139	1-1/4x7' 6" V36-38"	21046781	1-1/4x9' 6" V33-35
21045983	1-1/4x7'	21046150	1-1/4x8' V27-29"	21046782	1-1/4x10' V30-32"
21045984	1-1/4x7' 6"	21046711	1-1/4x8' V30-32"	21046783	1-1/4x12' V30-32"

Flexsteel® Futura™ Ethan-ALL™ Dispensing Hose Assembly

Product Specifications

Application
Flexsteel® Futura™ Ethan-ALL™ dispensing hose assembly is UL certified for use in ethanol dispensing applications up to E85. This assembly provides the quality Futurin™ cover with its superior ozone resistance along with a premium layline. The tube construction meets the E25/E85 compatibility test requirements of UL 330A.

The Flexsteel® Futura™ Ethan-ALL™ dispensing hose assembly uses the Continental proprietary Fuel Grip™ fitting with a premium nickel coating to ensure corrosion is limited.

Construction
> Tube
Nitrile synthetic rubber
> Cover
Futurin™ synthetic rubber
> **Reinforcement**
Wire braid

Temperature Range
-40ºF to 140ºF (-40ºC to 60ºC)

Coupling
Available in factory-coupled assemblies only.

Branding
Continental 3/4" Flexsteel® Futura™ Ethan-ALL™ E85 559N Made in USA

Order Codes
532-337-124

Flexsteel® Futura™ Ethan-ALL™ Dispensing Hose Assembly

ID		OD		Max. WP		Weight	
in.	mm	in.	mm	psi	MPa	lb./ft.	kg/m
3/4	19.1	1.13	28.7	50	0.34	0.46	0.69

Air & Multipurpose
General Purpose
Heavy Duty
Push-on
Chemical Transfer
Cleaning Equipment
Food & Beverage Transfer
Food Washdown
Marine
Material Handling
Abrasives
Bulk Transfer
Cement & Concrete
Mining
Petroleum
Aircraft Fueling
Dispensing
Dock
Rig Supply
Transfer Discharge
Transfer S&D
Specialty
Steam
Vacuum
Water
Discharge
Suction & Discharge
Washdown
Garden
Welding
Coupling Systems
Equipment
Appendix

Air & Multipurpose
General Purpose
Heavy Duty
Push-on

Chemical Transfer

Cleaning Equipment

Food & Beverage Transfer

Food Washdown

Marine

Material Handling
Abrasives
Bulk Transfer
Cement & Concrete

Mining

Petroleum
Aircraft Fueling
Dispensing
Dock
Rig Supply
Transfer Discharge
Transfer S&D

Specialty

Steam

Vacuum

Water
Discharge
Suction & Discharge
Washdown
Garden

Welding

Coupling Systems

Equipment

Appendix

Flexsteel® Futura™ E25 Dispensing Hose Assembly

NEW

Product Specifications

Application
Flexsteel® Futura™ E25 is designed for dispensing applications with ethanol blends up to 25%. It is UL approved to UL330/ UL330A. This hose is the only UL approved E25 hose on the market.

Construction
> Tube
Nitrile synthetic rubber
> Cover
Futurin™ synthetic rubber
> Reinforcement
Single-wire braid

Temperature Range
-40˚F to 140˚F (-40˚C to 60˚C)

Packaging
Coupled assemblies only

Couplings
Zinc alloy, 3/4" NPT threads

Branding
Continental 3/4" Flexsteel® Futura™ E25 Made in USA

Order Codes
532-336

Flexsteel® Futura™ E25

ID		Nom. OD		Max. WP		Weight	
in.	mm	in.	mm	psi	MPa	lb./ft.	kg/m
3/4	19.1	1.13	28.6	50	0.34	0.46	0.69

Flexsteel® Futura™ B20 Dispensing Hose Assembly

NEW

Product Specifications

Application
Continental's NEW Flexsteel® Futura™ B20 is rated for biodiesel blends up to 20%. UL approved to UL330/UL330B for dispensing applications. Our Flexsteel® Futura™ B20 Hose is the only UL approved B20 hose on the market.

Construction
> Tube
Nitrile synthetic rubber
> Cover
Green Futurin™ synthetic rubber
> Reinforcement
Single wire braid

Temperature Range
-40˚F to 140˚F (-40˚C to 60˚C)

Packaging
Coupled assemblies only

Fittings
Zinc alloy, 3/4" NPT threads

Branding
Continental 3/4" Flexsteel® Futura™ B20 (leaf) Made in USA

Order Codes
532-347

Flexsteel® Futura™ B20

ID		Nom. OD		Max. WP		Weight	
in.	mm	in.	mm	psi	MPa	lb./ft.	kg/m
3/4	19.1	1.13	28.6	50	0.34	0.46	0.69
1	25.4	1.38	35.1	50	0.34	0.61	0.91

Air & Multipurpose
General Purpose
Heavy Duty
Push-on
Chemical Transfer
Cleaning Equipment
Food & Beverage Transfer
Food Washdown
Marine
Material Handling
Abrasives
Bulk Transfer
Cement & Concrete
Mining
Petroleum
Aircraft Fueling
Dispensing
Dock
Rig Supply
Transfer Discharge
Transfer S&D
Specialty
Steam
Vacuum
Water
Discharge
Suction & Discharge
Washdown
Garden
Welding
Coupling Systems
Equipment
Appendix

BC Gasoline

Product Specifications

Application
BC Gasoline is for all types of dispensing pump applications where flexibility and light weight are desired, compatible with fuels up to E10 and B5. This hose is available with one or two textile braids. BC Gasoline is UL 330 and CUL approved.

Construction
> Tube
Nitrile synthetic rubber (ORS)
> Cover
Black Chemivic synthetic rubber (ORS)
> Reinforcement
Braided synthetic yarn with static wire, available in one- or two-braid

Temperature Range
-40˚F to 140˚F (-40˚C to 60˚C)

Packaging
5/8" and 3/4" – reels or coupled lengths, 10 pieces per box.
1" – reels or coupled lengths, 5 pieces per box.

Branding
Continental 1" (25.4 mm) 2BD
Style BC Gasoline Hose 559N Made in USA

Couplings
Available as factory-coupled assemblies only.

Order Codes
532-012 (1-braid)
532-013 (2-braid)

BC Gasoline (1-Braid)

SAP #	ID		Nom. OD		Max. WP		Weight	
Black	**in.**	**mm**	**in.**	**mm**	**psi**	**MPa**	**lb./ft.**	**kg/m**
20014734	5/8	15.9	1.00	25.4	50	0.34	0.28	0.42
20014738	3/4	19.1	1.13	28.7	50	0.34	0.32	0.48

BC Gasoline (2-Braid)

SAP #	ID		Nom. OD		Max. WP		Weight	
Black	**in.**	**mm**	**in.**	**mm**	**psi**	**MPa**	**lb./ft.**	**kg/m**
20021581	5/8	15.9	1.00	25.4	50	0.34	0.24	0.36
20021585	3/4	19.1	1.19	30.2	50	0.34	0.37	0.55
20021591	1	25.4	1.50	38.1	50	0.34	0.55	0.82

Air & Multipurpose
General Purpose
Heavy Duty
Push-on
Chemical Transfer
Cleaning Equipment
Food & Beverage Transfer
Food Washdown
Marine
Material Handling
Abrasives
Bulk Transfer
Cement & Concrete
Mining
Petroleum
Aircraft Fueling
Dispensing
Dock
Rig Supply
Transfer Discharge
Transfer S&D
Specialty
Steam
Vacuum
Water
Discharge
Suction & Discharge
Washdown
Garden
Welding
Coupling Systems
Equipment
Appendix

BC Cold Flex

Product Specifications

Application
BC Cold Flex is a premium gas pump hose for use in extremely cold environments. This hose remains flexible where temperatures of -65˚F (-54˚C) are encountered. BC Cold Flex is UL 330 and CUL approved, and is the first UL approved cold temperature dispensing hose. Compatible with fuels up to E10 and B5.

Construction
> Tube
Black, low-temperature synthetic rubber
> Cover
Black, low-temperature synthetic rubber (wrapped finish)
> Reinforcement
Braided synthetic yarn with antistatic wire

Temperature Range
-65˚F to 140˚F (-54˚C to 60˚C)

Packaging
500' reels +/- 50', minimum 50', maximum 3 pieces
Premade assemblies available

Branding
Continental 3/4" (19 mm) BC Cold Flex
Low Temp Fuel Dispensing 559N Made in USA

Couplings
Available as factory-coupled assemblies only.

Order Codes
532-395

BC Cold Flex

SAP #	ID		Nom. OD		Max. WP		Weight	
	in.	mm	in.	mm	psi	MPa	lb./ft.	kg/m
20195843	3/4	19.1	1.13	28.7	50	0.34	0.33	0.49
20195844	1	25.4	1.52	38.6	50	0.34	0.61	0.91

Air & Multipurpose
General Purpose
Heavy Duty
Push-on
Chemical Transfer
Cleaning Equipment
Food & Beverage Transfer
Food Washdown
Marine
Material Handling
Abrasives
Bulk Transfer
Cement & Concrete
Mining
Petroleum
Aircraft Fueling
Dispensing
Dock
Rig Supply
Transfer Discharge
Transfer S&D
Specialty
Steam
Vacuum
Water
Discharge
Suction & Discharge
Washdown
Garden
Welding
Coupling Systems
Equipment
Appendix

BC Marina

Product Specifications

Application
BC Marina is for dispensing gasoline to pleasure craft and commercial boats at fresh and salt water marinas, compatible with fuels up to E10 and B5. This hose is UL 330 and CUL approved.

Construction
> Tube
Nitrile synthetic rubber (ORS)
> Cover
Green Chemivic synthetic rubber (ORS) (non-marking)
> Reinforcement
Two braided synthetic yarn with static wire

Temperature Range
-40˚F to 140˚F (-40˚C to 60˚C)

Packaging
Reels or coupled lengths

Branding
Continental 1" (25.4 mm) 2BD
Style BC Marina Gasoline 559N Made in USA

Couplings
Available in factory-coupled assemblies only.

Order Codes
532-293 (green)
532-363 (blue)

BC Marina

SAP#	ID		Nom. OD		Max. WP		Weight	
Green	**in.**	**mm**	**in.**	**mm**	**psi**	**MPa**	**lb./ft.**	**kg/m**
20021819	3/4	19.1	1.19	30.2	50	0.34	0.38	0.57
20021826	1	25.4	1.50	38.1	50	0.34	0.57	0.85

Air & Multipurpose
General Purpose
Heavy Duty
Push-on
Chemical Transfer
Cleaning Equipment
Food & Beverage Transfer
Food Washdown
Marine
Material Handling
Abrasives
Bulk Transfer
Cement & Concrete
Mining
Petroleum
Aircraft Fueling
Dispensing
Dock
Rig Supply
Transfer Discharge
Transfer S&D
Specialty
Steam
Vacuum
Water
Discharge
Suction & Discharge
Washdown
Garden
Welding
Coupling Systems
Equipment
Appendix

Aggie Gas™

Product Specifications

Application
Aggie Gas™ is a multi-use type hose for dispensing gasoline, grease, kerosene and petroleum oils, up to E10 and B5, from farm and barrel type pumps. It is for agricultural, construction and industrial service where UL approval is not required.

Construction
> Tube
Nitrile synthetic rubber (ORS)
> Cover
Black or red Chemivic synthetic rubber (ORS)
> Reinforcement
Spiral synthetic yarn

Temperature Range
-30˚F to 140˚F (-34˚C to 60˚C)

Packaging
Reels or coupled lengths, 5 pieces per box

Branding
Example: Aggie Gas™ 3/4" (19.1 mm) Static Bonded Continental

Couplings
Refer to the Continental Industrial Hose Assembly Manual for crimp specifications. Available in factory coupled assemblies.

READY 2 GO

Coupled assemblies available.

Aggie Gas™ – No Static Wire

Order Codes: 595-001 (no static wire) (black), 595-002 (no static wire) (red)
3/4" SAP: 20028755 (8'), 20028757 (10'), 20028759 (12'), 20028761 (14')
1" SAP: 20028755 (8'), 20028742 (10'), 20028744 (12'), 20028746 (14')

ID		Nom. OD		Weight	
in.	mm	in.	mm	lb./ft.	kg/m
3/4	19.1	1.11	28.2	0.27	0.40
1	25.4	1.40	35.6	0.52	0.77

Aggie Gas™ – With Static Wire

Order Codes: 595-026 (with static wire – bulk) (black),
595-028 (with static wire) – factory-coupled assemblies) (black)
3/4" SAP: 20352464 (8'), 20352465 (10'), 20352504 (12'), 20352507 (14')
1" SAP: 20352551 (8'), 20352552 (10'), 20352535 (12')

ID		Nom. OD		Weight	
in.	mm	in.	mm	lb./ft.	kg/m
3/4	19.1	1.11	28.2	0.27	0.40
1	25.4	1.40	35.6	0.52	0.77

Air & Multipurpose
General Purpose
Heavy Duty
Push-on
Chemical Transfer
Cleaning Equipment
Food & Beverage Transfer
Food Washdown
Marine
Material Handling
Abrasives
Bulk Transfer
Cement & Concrete
Mining
Petroleum
Aircraft Fueling
Dispensing
Dock
Rig Supply
Transfer Discharge
Transfer S&D
Specialty
Steam
Vacuum
Water
Discharge
Suction & Discharge
Washdown
Garden
Welding
Coupling Systems
Equipment
Appendix

Air & Multipurpose
General Purpose
Heavy Duty
Push-on

Chemical Transfer

Cleaning Equipment

Food & Beverage Transfer

Food Washdown

Marine

Material Handling
Abrasives
Bulk Transfer
Cement & Concrete

Mining

Petroleum
Aircraft Fueling
Dispensing
Dock
Rig Supply
Transfer Discharge
Transfer S&D

Specialty

Steam

Vacuum

Water
Discharge
Suction & Discharge
Washdown
Garden

Welding

Coupling Systems

Equipment

Appendix

Pacer™

Product Specifications

Application
Pacer™ is for all types of gasoline dispensing applications where flexibility and a lightweight hose is desired. Pacer™ is designed with a spiral textile reinforcement. This hose is UL 330 and CUL approved. Compatible with fuels up to E10 and B5.

Construction
> Tube
Nitrile synthetic rubber (ORS)
> Cover
Chemivic synthetic rubber (ORS)
> Reinforcement
Spiral synthetic yarn with static wire

Temperature Range
-40˚F to 140˚F (-40˚C to 60˚C)

Packaging
Reels or coupled lengths

Branding
Example: 3/4" Pacer™ Continental

Couplings
Available as factory-coupled assemblies only.

Order Codes
595-017

Pacer™

ID		Nom. OD		Weight	
in.	**mm**	**in.**	**mm**	**lb./ft.**	**kg/m**
5/8	15.9	0.98	24.9	0.28	0.42
3/4	19.1	1.15	29.2	0.37	0.55
1	25.4	1.50	38.1	0.60	0.89

DEF Dispensing Hose

Product Specifications

Application
Diesel Exhaust Fluid (DEF: aqueous 32.5% nitrogen solution of high-purity urea in deionized water) is a key component of selective catalytic reduction (SCR) systems, which help diesel vehicles meet stringent emission regulations effective January 1, 2010. DEF is a liquid reducing agent that reacts with engine exhaust in the presence of a catalyst to convert smog-forming nitrogen oxides (NOx) into harmless nitrogen and water vapor.

Continental DEF Dispensing Hose is specifically designed to convey the high-purity, aqueous urea solution DEF. Hose tube compound is specially formulated with low-extraction EPDM and peroxide cured to provide superior extraction levels to significantly reduce contamination. Flexible softwall construction provides superior handling in standard dispensing and reeling applications. Static wire available for installation in Class I, Division 1 areas.

Construction
> Tube
Specially formulated low-extraction EPDM, peroxide cured
> Cover
Specially formulated EPDM
> Reinforcement
Textile braid

Temperature Range
-40˚F to 140˚F (-40˚C to 60˚C)

Packaging
Bulk, coupled assemblies (NPT and BSPP fittings available)

Branding
Example: Continental DEF Dispensing Hose 3/4" (19.1 mm) Made in USA

Couplings
Available in factory-coupled assemblies.

Order Codes
532-027

DEF Dispensing Hose

SAP #	ID		Nom. OD		Max. WP		Weight	
	in.	mm	in.	mm	psi	MPa	lb./ft.	kg/m
20554236	1/2	12.7	0.89	22.6	250	1.72	0.21	0.31
20528917	3/4	19.1	1.13	28.8	250	1.72	0.30	0.46
20686517	1	25.4	1.45	36.8	250	1.72	0.42	0.62

Air & Multipurpose
General Purpose
Heavy Duty
Push-on
Chemical Transfer
Cleaning Equipment
Food & Beverage Transfer
Food Washdown
Marine
Material Handling
Abrasives
Bulk Transfer
Cement & Concrete
Mining
Petroleum
Aircraft Fueling
Dispensing
Dock
Rig Supply
Transfer Discharge
Transfer S&D
Specialty
Steam
Vacuum
Water
Discharge
Suction & Discharge
Washdown
Garden
Welding
Coupling Systems
Equipment
Appendix

Dock

Air & Multipurpose
General Purpose
Heavy Duty
Push-on

Chemical Transfer

Cleaning Equipment

Food & Beverage Transfer

Food Washdown

Marine

Material Handling
Abrasives
Bulk Transfer
Cement & Concrete

Mining

Petroleum
Aircraft Fueling
Dispensing
Dock
Rig Supply
Transfer Discharge
Transfer S&D

Specialty

Steam

Vacuum

Water
Discharge
Suction & Discharge
Washdown
Garden

Welding

Coupling Systems

Equipment

Appendix

	Page	Nitrile Tube	Flosyn Tube	Max. WP	Corrugated	Temp. Range	Built-in Nipple	Swage Nipple*
Flexdock 225	209	Yes	Yes	225	Yes	-25˚F to 200˚F (-32˚C to 93˚C)	Yes	Yes
Flexdock 300	210	Yes	Yes	300	Yes	-25˚F to 200˚F (-32˚C to 93˚C)	Yes	Yes
Hot Tar & Asphalt Rough Bore	216	Yes		200		-25˚F to 350˚F (-32˚C to 177˚C)	Yes	
Hot Tar & Asphalt Smooth Bore	216	Yes		200		-25˚F to 350˚F (-32˚C to 177˚C)	Yes	
Plicord Dock Hose	215			225		-25˚F to 180˚F (-32˚C to 82˚C)		
RB Dock Asphalt & Bitumen EN 13482	217			225		-30˚F to 392˚F (-37˚C to 200˚C)	Yes	
SB Dock Asphalt & Bitumen EN 13482	218			225		-30˚F to 392˚F (-37˚C to 200˚C)	Yes	
Smooth Bore Dock 200	211	Yes	Yes	200		-25˚F to 200˚F (-32˚C to 93˚C)	Yes	Yes
Smooth Bore Dock 300	212	Yes	Yes	300		-25˚F to 200˚F (-32˚C to 93˚C)	Yes	Yes
Tanker Barge Discharge	213	Yes	Yes	200		-25˚F to 220˚F (-32˚C to 105˚C)	Yes	Yes
Vapor Recovery Dock	214	Yes	Yes	25	Yes	-25˚F to 200˚F (-32˚C to 93˚C)	Yes	Yes

*Up to 10" ID

Flexdock® 225

Product Specifications

Application
Flexdock® 225 is built with a corrugated cover to provide flexibility in petroleum transfer service. A variety of tube compounds are available to tailor the chemical and hydrocarbon resistance of the hose to the type of material handled.

Construction
> Tube
Nitrile synthetic rubber for up to 50% aromatics. Also available with a Flosyn® tube for up to 100% aromatics
> Cover
Black Wingprene® synthetic cover, corrugated, wrapped finish
> Reinforcement
Spiral-plied heavy-duty synthetic fabric with double wire helix

Temperature Range
-25˚F to 200˚F (-32˚C to 93˚C)

Packaging
Chloroplast heavy-duty packaging

Branding (Spiral)
Example: Continental Flexdock® 225 psi WP

Couplings
Coupled with standard built-in steel nipple/150#RFSO flanges. Available in other bolt hole patterns, materials and floating flanges upon request. Swage nipples are offered up to 10". Hose assembly is electrically continuous unless otherwise specified by customer.

Non-Stock/Sizes
Custom lengths available, contact customer service.

Order Codes
541-532 (nitrile tube)
541-534 (Flosyn® tube)

Flexdock® 225 Nitrile

SAP #	ID		Nom. OD		Max. WP		Bend Radius		Vacuum HG		Weight	
	in.	mm	in.	mm	psi	MPa	in.	mm	in.	mm	lb./ft.	kg/m
	2	50.8	2.93	74.5	225	1.55	8.0	203	29	737	2.38	3.54
20346713	3	76.2	3.96	100.5	225	1.55	11.0	279	29	737	3.47	5.16
20655171	4	101.6	5.25	133.5	225	1.55	15.0	381	29	737	6.19	9.21
	5	127.0	6.31	160.4	225	1.55	20.0	508	29	737	7.77	11.57
20032061	6	152.4	7.32	185.8	225	1.55	22.0	559	29	737	9.37	13.95
20476794	8	203.4	9.41	238.9	225	1.55	30.0	762	29	737	13.64	20.30
20098252	10	254.0	11.61	295.0	225	1.55	40.0	1016	29	737	20.29	30.20
20704428	12	305.4	13.70	348.0	225	1.55	60.0	1524	29	737	24.87	37.01

Flexdock® 225 Flosyn®

20424276	3	76.2	3.99	101.3	225	1.55	11.0	279	29	737	3.82	5.69
20054995	4	101.6	5.17	131.4	225	1.55	15.0	381	29	737	6.16	9.16
20054996	6	152.4	7.31	185.6	225	1.55	22.0	559	29	737	9.94	14.79
20129447	8	203.4	9.40	238.7	225	1.55	30.0	762	29	737	14.40	21.42
20139283	10	254.0	11.52	292.6	225	1.55	40.0	1016	29	737	20.46	30.44
20424277	12	305.4	13.72	348.5	225	1.55	60.0	1524	29	737	26.54	39.49

Hose design factor 4:1.

Note: Factory-coupled hose manufactured according to the code of Federal Regulations Standard 33 CFR 154.500 and 33 CFR 156.170.

Air & Multipurpose
General Purpose
Heavy Duty
Push-on
Chemical Transfer
Cleaning Equipment
Food & Beverage Transfer
Food Washdown
Marine
Material Handling
Abrasives
Bulk Transfer
Cement & Concrete
Mining
Petroleum
Aircraft Fueling
Dispensing
Dock
Rig Supply
Transfer Discharge
Transfer S&D
Specialty
Steam
Vacuum
Water
Discharge
Suction & Discharge
Washdown
Garden
Welding
Coupling Systems
Equipment
Appendix

Flexdock® 300

Air & Multipurpose
General Purpose
Heavy Duty
Push-on

Chemical Transfer

Cleaning Equipment

Food & Beverage Transfer

Food Washdown

Marine

Material Handling
Abrasives
Bulk Transfer
Cement & Concrete

Mining

Petroleum
Aircraft Fueling
Dispensing
Dock
Rig Supply
Transfer Discharge
Transfer S&D

Specialty

Steam

Vacuum

Water
Discharge
Suction & Discharge
Washdown
Garden

Welding

Coupling Systems

Equipment

Appendix

Product Specifications

Application
Flexdock® 300 is built with a corrugated cover to provide flexibility in petroleum transfer service. A variety of tube compounds are available to tailor the chemical and hydrocarbon resistance of the hose to the type of material handled.

Construction
> Tube
Nitrile synthetic rubber for up to 50% aromatics. Also available with a Flosyn® tube for up to 100% aromatics
> Cover
Black Wingprene® synthetic cover, corrugated, wrapped finish
> Reinforcement
Heavy-duty synthetic fabric plies with double wire helix

Temperature Range
-25˚F to 200˚F (-32˚C to 93˚C)

Packaging
Chloroplast heavy-duty packaging

Branding (Spiral)
Example: Continental Flexdock® 300 psi WP Oil Service

Couplings
Coupled with standard built-in steel nipple/150#RFSO flanges. Available in other bolt hole patterns, materials and floating flanges upon request. Swage nipples are offered up to 10". Hose assembly is electrically continuous unless otherwise specified by customer.

Non-Stock/Sizes
Custom lengths available, contact customer service.

Order Codes
541-533 (nitrile tube)
541-535 (Flosyn® tube)

Flexdock® 300 Nitrile

SAP #	ID		Nom. OD		Max. WP		Bend Radius		Vacuum HG		Weight	
	in.	mm	in.	mm	psi	MPa	in.	mm	in.	mm	lb./ft.	kg/m
	2	50.8	2.98	75.7	300	2.07	10	254	29	737	2.48	3.69
	3	76.2	3.99	101.3	300	2.07	14	356	29	737	3.59	5.34
20015736	4	101.6	5.25	133.5	300	2.07	19	483	29	737	6.19	9.21
20015748	6	152.4	7.32	186.0	300	2.07	28	711	29	737	9.51	14.15
20015764	8	203.2	9.60	243.9	300	2.07	38	965	29	737	15.38	22.88
20546829	10	254.0	11.53	292.8	300	2.07	48	1219	29	737	19.88	29.59
20015774	12	305.4	13.91	353.4	300	2.07	58	1473	29	737	28.63	42.60

Flexdock® 300 Flosyn®

	3	76.2	3.99	101.3	300	2.07	14	356	29	737	3.82	5.69
20307537	4	101.6	5.17	131.4	300	2.07	19	483	29	737	6.16	9.16
20015748	6	152.4	7.31	185.6	300	2.07	28	711	29	737	9.94	14.79
20160411	8	203.4	9.56	242.9	300	2.07	38	965	29	737	15.90	23.66
	10	254.0	11.55	293.4	300	2.07	48	1219	29	737	20.74	30.87
20590479	12	305.4	13.86	351.9	300	2.07	58	1473	29	737	29.34	43.67

Hose design factor 4:1.

Note: Factory-coupled hose manufactured according to the code of Federal Regulations Standard 33 CFR 154.500 and 33 CFR 156.170.

Smooth Bore Dock 200

Product Specifications

Application
Smooth Bore Dock 200 is for the transfer of petroleum-based products between docks and ships under all types of service conditions. It is available in a number of tube compounds to tailor the fluid handling capabilities to a wide variety of petroleum and chemical compositions.

Construction
> Tube
Nitrile synthetic rubber for up to 50% aromatics; also available with a Flosyn® tube for up to 100% aromatics
> Cover
Black Chemivic (smooth cover, wrapped finish)
> Reinforcement
Spiral-plied synthetic fabric with wire helix

Temperature Range
-25˚F to 200˚F (-32˚C to 93˚C)

Packaging
Chloroplast heavy-duty packaging

Branding (Spiral)
Example: Continental SB Dock Oil Service
200 psi WP

Couplings
Coupled with standard built-in steel nipple/150#RFSO flanges. Available in other bolt hole patterns, materials and floating flanges upon request. Swage nipples are offered up to 10". Hose assembly is electrically continuous unless otherwise specified by customer.

Non-Stock/Sizes
Custom lengths available, contact customer service.

Order Codes
541-004 (nitrile tube)
541-586 (Flosyn® tube)

Smooth Bore Dock 200 Nitrile

SAP #	ID		Nom. OD		Max. WP		Bend Radius		Vacuum HG		Weight	
	in.	mm	in.	mm	psi	MPa	in.	mm	in.	mm	lb./ft.	kg/m
	2	50.8	2.94	74.6	200	1.38	12	305	29	737	2.37	3.53
	3	76.2	3.98	101.2	200	1.38	18	457	29	737	3.89	5.79
20014752	4	101.6	5.28	134.0	200	1.38	24	610	29	737	6.43	9.57
20014760	6	152.4	7.37	187.2	200	1.38	36	914	29	737	10.90	16.21
20014771	8	203.2	9.54	242.3	200	1.38	48	1219	29	737	16.08	23.93
20452847	10	254.0	11.55	293.4	200	1.38	60	1524	29	737	20.79	30.94
20014790	12	305.4	13.83	351.4	200	1.38	72	1829	29	737	29.56	43.99

Smooth Bore Dock 200 Flosyn®

	2	50.8	2.94	74.8	200	1.38	12	305	29	737	2.52	3.75
	3	76.2	4.06	103.0	200	1.38	18	457	29	737	4.34	6.46
20248891	4	101.6	5.24	133.0	200	1.38	24	610	29	737	6.46	9.61
20170662	6	152.4	7.34	186.4	200	1.38	36	914	29	737	11.09	16.50
20015908	8	203.2	9.51	241.5	200	1.38	48	1219	29	737	16.36	24.35
20015912	10	254.0	11.52	292.6	200	1.38	60	1524	29	737	21.16	31.49
	12	305.4	13.86	352.2	200	1.38	72	1829	29	737	30.83	45.88

Hose design factor 4:1.

Note: Factory-coupled hose manufactured according to the code of Federal Regulations Standard 33 CFR 154.500 and 33 CFR 156.170.

Air & Multipurpose
General Purpose
Heavy Duty
Push-on
Chemical Transfer
Cleaning Equipment
Food & Beverage Transfer
Food Washdown
Marine
Material Handling
Abrasives
Bulk Transfer
Cement & Concrete
Mining
Petroleum
Aircraft Fueling
Dispensing
Dock
Rig Supply
Transfer Discharge
Transfer S&D
Specialty
Steam
Vacuum
Water
Discharge
Suction & Discharge
Washdown
Garden
Welding
Coupling Systems
Equipment
Appendix

Smooth Bore Dock 300

Air & Multipurpose
General Purpose
Heavy Duty
Push-on

Chemical Transfer

Cleaning Equipment

Food & Beverage Transfer

Food Washdown

Marine

Material Handling
Abrasives
Bulk Transfer
Cement & Concrete

Mining

Petroleum
Aircraft Fueling
Dispensing
Dock
Rig Supply
Transfer Discharge
Transfer S&D

Specialty

Steam

Vacuum

Water
Discharge
Suction & Discharge
Washdown
Garden

Welding

Coupling Systems

Equipment

Appendix

Product Specifications

Application
Smooth Bore Dock 300 is for the transfer of petroleum-based products between docks and ships under all types of service conditions. It is available in a number of tube compounds to tailor the fluid handling capabilities to a wide variety of petroleum and chemical compositions.

Construction
> Tube
Nitrile synthetic rubber for up to 50% aromatics; also available with a Flosyn® tube for up to 100% aromatics
> Cover
Black Wingprene® synthetic rubber
> Reinforcement
Spiral wire helix between plies of synthetic fabric

Temperature Range
-25˚F to 200˚F (-32˚C to 93˚C)

Packaging
Chloroplast heavy-duty packaging

Branding (Spiral)
Example: Continental SB Dock 300 psi WP

Couplings
Coupled with standard built-in steel nipple/150#RFSO flanges. Available in other bolt hole patterns, materials and floating flanges upon request. Swage nipples are offered up to 10". Hose assembly is electrically continuous unless otherwise specified by customer.

Non-Stock/Sizes
Custom lengths available, contact customer service.

Order Codes
541-580 (nitrile tube)
541-584 (Flosyn® tube)

Smooth Bore Dock 300 Nitrile

SAP #	ID		Nom. OD		Max. WP		Bend Radius		Vacuum HG		Weight	
	in.	mm	in.	mm	psi	MPa	in.	mm	in.	mm	lb./ft.	kg/m
	2½	63.5	3.47	88.1	300	2.07	18	457	29	737	3.07	4.56
	3	76.2	4.05	102.8	300	2.07	21	533	29	737	4.14	6.16
20274024	4	101.6	5.28	134.0	300	2.07	27	686	29	737	6.43	9.57
	6	152.4	7.44	189.0	300	2.07	39	991	29	737	11.48	17.08
20266243	8	203.2	9.72	246.8	300	2.07	51	1295	29	737	17.80	26.49
20406529	10	254.0	11.73	297.8	300	2.07	63	1600	29	737	22.88	34.05
20704654	12	305.4	14.01	356.0	300	2.07	75	1905	29	737	32.53	48.41

Smooth Bore Dock 300 Flosyn®

	2	50.8	3.05	77.4	300	2.07	15	381	29	737	2.83	4.21
	3	76.2	4.07	103.4	300	2.07	21	533	29	737	4.40	6.55
20170523	4	101.6	5.30	134.6	300	2.07	27	686	29	737	6.78	10.10
	5	127.0	6.39	162.4	300	2.07	33	838	29	737	9.46	14.08
	6	152.4	7.53	191.2	300	2.07	39	991	29	737	12.46	18.54
20015899	8	203.4	9.80	249.0	300	2.07	51	1295	29	737	19.09	28.41
	10	254.0	11.81	300.0	300	2.07	63	1600	29	737	24.45	36.39
	12	305.4	14.09	358.0	300	2.07	75	1905	29	737	33.94	50.51

Hose design factor 4:1. Note: Factory-coupled hose manufactured according to the code of Federal Regulations Standard 33 CFR 154.500 and 33 CFR 156.170.

Tanker Barge Discharge

Product Specifications

Application
This hose is for discharge applications such as the transfer of petroleum-based products between docks and barges.

Construction
> Tube
Nitrile synthetic rubber for up to 50% aromatics
> Cover
Black Wingprene® synthetic rubber
> Reinforcement
Spiral-plied synthetic fabric with grounding wires

Temperature Range
-25˚F to 220˚F (-32˚C to 104˚C)

Packaging
Chloroplast heavy-duty packaging

Branding (Spiral)
Example: Continental Tanker Barge Discharge 200 psi WP Nitrile Made in Canada

Couplings
Coupled with standard built-in steel nipple/150#RFSO flanges. Available in other bolt hole patterns, materials and floating flanges upon request. Swage nipples are offered up to 10". Hose assembly is electrically continuous unless otherwise specified by customer.

Non-Stock/Sizes
Custom lengths available, contact customer service.

Order Codes
541-426 (nitrile tube)

Tanker Barge Discharge

SAP #	ID		Nom. OD		Max. WP		Weight	
	in.	mm	in.	mm	psi	MPa	lb./ft.	kg/m
	2	50.8	2.71	68.9	200	1.38	1.57	2.33
	3	76.2	3.71	94.3	200	1.38	2.23	3.32
20045864	4	101.6	4.84	122.9	200	1.38	3.47	5.16
20104917	6	152.4	7.07	179.5	200	1.38	6.50	9.68
20136624	8	203.4	9.08	230.5	200	1.38	8.49	12.64
20015537	10	254.0	11.24	285.4	200	1.38	12.17	18.12
20259811	12	305.4	13.43	341.0	200	1.38	16.53	24.60

Hose design factor 4:1.
Note: Factory-coupled hose manufactured according to the code of Federal Regulations Standard 33 CFR 154.500 and 33 CFR 156.170.

Air & Multipurpose
General Purpose
Heavy Duty
Push-on
Chemical Transfer
Cleaning Equipment
Food & Beverage Transfer
Food Washdown
Marine
Material Handling
Abrasives
Bulk Transfer
Cement & Concrete
Mining
Petroleum
Aircraft Fueling
Dispensing
Dock
Rig Supply
Transfer Discharge
Transfer S&D
Specialty
Steam
Vacuum
Water
Discharge
Suction & Discharge
Washdown
Garden
Welding
Coupling Systems
Equipment
Appendix

Air & Multipurpose
General Purpose
Heavy Duty
Push-on

Chemical Transfer

Cleaning Equipment

Food & Beverage Transfer

Food Washdown

Marine

Material Handling
Abrasives
Bulk Transfer
Cement & Concrete

Mining

Petroleum
Aircraft Fueling
Dispensing
Dock
Rig Supply
Transfer Discharge
Transfer S&D

Specialty

Steam

Vacuum

Water
Discharge
Suction & Discharge
Washdown
Garden

Welding

Coupling Systems

Equipment

Appendix

Vapor Recovery Dock

Product Specifications

Application
For use in the recovery of petroleum vapors during the transfer of petroleum-based products between docks and tankers or barges.

Construction
> Tube
Nitrile synthetic rubber for up to 50% aromatics; also available with a Flosyn® tube for up to 100% aromatics
> Cover
Black Chemivic synthetic rubber (corrugated)
> Reinforcement
Synthetic fabric plies plus two wire helix

Temperature Range
-25˚F to 200˚F (-32˚C to 93˚C)

Packaging
Chloroplast heavy-duty packaging

Branding (Spiral)
Example: Continental Vapor Recovery Hose
25 psi MWP

Couplings
Built-in nipples (or swaged fittings up to 10" ID) fitted with 150# flange with an extra 5/8" diameter hole located midway between the flange bolt hole as per Coast Guard requirements.

Non-Stock/Sizes
Custom lengths available, contact customer service.

Order Codes
541-090 (nitrile tube)
541-643 (Flosyn® tube)

Vapor Recovery Dock Nitrile

SAP #	ID		Nom. OD		Max. WP		Bend Radius		Vacuum HG		Weight	
	in.	mm	in.	mm	psi	MPa	in.	mm	in.	mm	lb./ft.	kg/m
	6	152.4	6.98	177.2	25	0.17	22	559	29	737	7.10	10.60
20157291	8	203.4	8.96	227.5	25	0.17	30	762	29	737	9.01	13.41
20323233	10	254.0	11.04	280.5	25	0.17	40	1016	29	737	13.58	20.20
20014974	12	305.4	13.07	331.9	25	0.17	60	1524	29	737	16.17	24.08

Vapor Recovery Dock Flosyn®

20585185	6	152.4	6.95	176.4	25	0.17	22	559	29	737	7.29	10.85
	8	203.4	8.93	226.7	25	0.17	30	762	29	737	9.28	13.81
20170523	10	254.0	11.01	279.7	25	0.17	40	1016	29	737	13.91	20.71
	12	305.4	13.04	331.1	25	0.17	60	1524	29	737	16.58	24.68

Hose design factor 4:1.
Note: Factory-coupled hose manufactured according to the code of Federal Regulations Standard 33 CFR 154.810 and 33 CFR 156.170.

Plicord® Dock Hose

Product Specifications

Application
Plicord® Dock is for the transfer of petroleum products between docks and tankers and is rated for 250 working psi. This hose is not intended for offshore or submarine applications.

Construction
> Tube
Nitrile synthetic rubber
> Cover
1/4" black SBR synthetic rubber
> Reinforcement
Spiral wire helix between plies of synthetic fabric

Temperature Range
-25˚F to 180˚F (-32˚C to 82˚C)

Packaging
Heavy-duty plastic packaging

Branding
Continental Plicord Dock Fuel Delivery - Nitrile 250 PSI Max WP Made in Canada (2" spiral transfer tape)

Couplings
Coupled with galvanized built-in steel nipple/150#RFSO flanges. Available in other bolt hole patterns, materials and floating flanges upon request. Hose assembly is electrically continuous unless otherwise specified by customer.

Non-Stock/Sizes
Custom lengths available, contact customer service.

Order Codes
541-577

Plicord® Dock Hose

SAP #	ID		Nom. OD		Max. WP		Bend Radius		Vacuum HG		Weight	
Black	in.	mm	in.	mm	psi	MPa	in.	mm	in.	mm	lb./ft.	kg/m
	4	101.6	5.58	141.8	250	1.72	24.0	610	29.0	737	8.06	11.99
20015841	6	152.4	7.77	197.2	250	1.72	36.0	914	29.0	737	14.35	21.36
20108741	8	203.4	9.86	250.3	250	1.72	48.0	1219	29.0	737	20.13	29.96
20161600	10	254.0	12.16	308.9	250	1.72	60.0	1524	29.0	737	29.25	43.33
20264034	12	305.4	14.15	359.3	250	1.72	72.0	1829	29.0	737	33.92	50.48

Hose design factor 4:1.

Note: Factory-coupled hose manufactured according to the code of Federal Regulations Standard 33 CFR 154.500 and 33 CFR 156.170.

Air & Multipurpose
General Purpose
Heavy Duty
Push-on
Chemical Transfer
Cleaning Equipment
Food & Beverage Transfer
Food Washdown
Marine
Material Handling
Abrasives
Bulk Transfer
Cement & Concrete
Mining
Petroleum
Aircraft Fueling
Dispensing
Dock
Rig Supply
Transfer Discharge
Transfer S&D
Specialty
Steam
Vacuum
Water
Discharge
Suction & Discharge
Washdown
Garden
Welding
Coupling Systems
Equipment
Appendix

Hot Tar & Asphalt

Air & Multipurpose
General Purpose
Heavy Duty
Push-on

Chemical Transfer

Cleaning Equipment

Food & Beverage Transfer

Food Washdown

Marine

Material Handling
Abrasives
Bulk Transfer
Cement & Concrete

Mining

Petroleum
Aircraft Fueling
Dispensing
Dock
Rig Supply
Transfer Discharge
Transfer S&D

Specialty

Steam

Vacuum

Water
Discharge
Suction & Discharge
Washdown
Garden

Welding

Coupling Systems

Equipment

Appendix

Product Specifications

Application
Designed for petroleum-based products up to 350˚F between docks and tankers or barges under heavy-duty conditions.

Construction
> Tube
Nitrile synthetic rubber, flat steel wire helix supporting the tube
> Cover
Wingprene® synthetic rubber
> Reinforcement
Spiral-plied synthetic fabric with wire helix

Temperature Range
-25˚F to 350˚F (-32˚C to 177˚C)

Packaging
Custom lengths available, contact customer service.

Branding
Example: Continental RB Dock Hot Asphalt 350˚F 225 psi max

Couplings
Coupled with built-in steel nipple/150#RFSO flanges. Available in other bolt hole patterns, materials and floating flanges upon request. Smooth bore assembly is electrically continuous unless otherwise specified by customer. Rough bore assembly is offered as electrically continuous only.

Non-Stock/Sizes
Custom lengths available, contact customer service.

Order Codes
541-582 (rough)
541-606 (smooth)

Smooth Bore

SAP #	ID		Nom. OD		Max. WP		Bend Radius		Vacuum HG		Weight	
	in.	mm	in.	mm	psi	MPa	in.	mm	in.	mm	lb./ft.	kg/m
	3	76.2	4.31	109.4	225	1.55	24	610	29	737	5.12	7.62
20274024	4	101.6	5.38	136.6	225	1.55	36	914	29	737	7.06	10.51
20276576	6	152.4	7.75	196.7	225	1.55	48	1219	29	737	13.99	20.82
20266243	8	203.2	9.83	249.6	225	1.55	60	1524	29	737	19.20	28.58
20473949	10	254.0	11.81	299.9	225	1.55	80	2032	29	737	23.29	34.67
	12	305.4	13.83	351.4	225	1.55	96	2438	29	737	27.60	41.07

Hose design factor 4:1.

Rough Bore

SAP #	ID		Nom. OD		Max. WP		Bend Radius		Vacuum HG		Weight	
	in.	mm	in.	mm	psi	MPa	in.	mm	in.	mm	lb./ft.	kg/m
20283225	6	152.4	8.19	208.1	225	1.55	36	914	29	737	16.87	25.11
20288374	8	203.2	10.27	260.8	225	1.55	48	1219	29	737	23.22	34.56
20015897	10	254.0	12.22	310.3	225	1.55	60	1524	29	737	29.35	43.68

Hose design factor 4:1.

RB Dock Asphalt & Bitumen EN 13482

Product Specifications

Application
This is a Rough Bore (RB) Dock hose designed for asphalt and bitumen products up to 392˚F (200˚C) dockside transfer between docks and ships. All sizes are rated at full vacuum.

Construction
> Tube
Black, oil-resistant nitrile synthetic rubber, supported by a flat steel helix wire
> Cover
Nitrile/synthetic black rubber, ozone-, oil-, sea water- and abrasion-resistant
> Reinforcement
Spiral wire helix between plies of synthetic fabric

Temperature Range
-25˚F to 392˚F (-32˚C to 200˚C)

Branding (Spiral)
Coast Guard & Stainless steel name plate at both ends:
Example: Continental Asphalt and Bitumen EN 13482:2001 Type 2 RB ID mm 15 bar 200˚C

Couplings
Built-in couplings with flanges

Standards
> ISO 1307
> BS EN 13482 Type 2, Class B
> Coast Guard Federal Regulations, Title 33, Chapter 1, Subpart C Clause 154.500

Order Code
541-217

RB Dock Asphalt & Bitumen EN 13482

ID		Nom. OD		Max. WP		Bend Radius		Vacuum HG		Weight	
in.	mm	in.	mm	psi	MPa	in.	mm	in.	mm	lb./ft.	kg/m
4	101.6	5.71	145.1	225	1.55	30	762	29	737	8.66	12.89
6	152.4	7.97	202.5	225	1.55	40	1016	29	737	14.71	21.89
8	203.2	10.05	255.2	225	1.55	50	1270	29	737	20.49	30.49
10	254.0	12.11	307.7	225	1.55	60	1524	29	737	27.33	40.67

Hose design factor 6:1. Vacuum resistance up to -0.9 bar.

Air & Multipurpose
General Purpose
Heavy Duty
Push-on
Chemical Transfer
Cleaning Equipment
Food & Beverage Transfer
Food Washdown
Marine
Material Handling
Abrasives
Bulk Transfer
Cement & Concrete
Mining
Petroleum
Aircraft Fueling
Dispensing
Dock
Rig Supply
Transfer Discharge
Transfer S&D
Specialty
Steam
Vacuum
Water
Discharge
Suction & Discharge
Washdown
Garden
Welding
Coupling Systems
Equipment
Appendix

SB Dock Asphalt & Bitumen EN 13482

Product Specifications

Application
This is a Smooth Bore (SB) Dock hose designed for asphalt and bitumen products up to 392˚F (200˚C) dockside transfer between docks and ships. All sizes are rated at full vacuum.

Construction
> Tube
Black, oil-resistant Nitrile synthetic rubber, supported by a flat steel helix wire
> Cover
Nitrile/synthetic black rubber, ozone-, oil-, sea water- and abrasion-resistant
> Reinforcement
Spiral wire helix between plies of synthetic fabric

Temperature Range
-25˚F to 392˚F (-32˚C to 200˚C)

Branding (Spiral)
Coast Guard & Stainless steel name plate at both ends.
Example: Continental Asphalt and Bitumen EN 13482:2001 Type 2 RB ID mm 15 bar 200˚C

Couplings
Built-in couplings with flanges

Standards
> ISO 1307
> BS EN 13482 Type 2, Class B
> Coast Guard Federal Regulations, Title 33, Chapter 1, Subpart C clause 154.500

Product Code
Built to length. Please contact customer service for further details.

Order Code
541-240

SB Dock Asphalt & Bitumen EN 13482

ID		Nom. OD		Max. WP		Bend Radius		Vacuum HG		Weight	
in.	mm	in.	mm	psi	MPa	in.	mm	in.	mm	lb./ft.	kg/m
4	101.6	5.38	136.6	225	1.55	24	610	29	737	6.85	10.19
6	152.4	7.75	196.7	225	1.55	34	864	29	737	13.58	20.21
8	203.4	9.83	249.6	225	1.55	44	1118	29	737	18.68	27.80
10	254.0	11.81	299.9	225	1.55	55	1397	29	737	22.66	33.72

Hose design factor 6:1. Vacuum resistance up to -0.9 bar.

Air & Multipurpose
General Purpose
Heavy Duty
Push-on
Chemical Transfer
Cleaning Equipment
Food & Beverage Transfer
Food Washdown
Marine
Material Handling
Abrasives
Bulk Transfer
Cement & Concrete
Mining
Petroleum
Aircraft Fueling
Dispensing
Dock
Rig Supply
Transfer Discharge
Transfer S&D
Specialty
Steam
Vacuum
Water
Discharge
Suction & Discharge
Washdown
Garden
Welding
Coupling Systems
Equipment
Appendix

Rig Supply

	Page	Max. WP	Temp. Range	Refined Fuels	Wire Helix
Diesel Oil HW	220	200	-35˚F to 200˚F (-37˚C to 93˚C)	Yes	Yes
Diesel Oil SW	221	150	-35˚F to 200˚F (-37˚C to 93˚C)	Yes	
Offshore Fuel 500 HW ASW	224	500	35˚F to 200˚F (-37˚C to 93˚C)	Yes	Yes
Offshore Fuel HW 500	225	500	35˚F to 200˚F (-37˚C to 93˚C)	Yes	Yes
Oil Rig BioFuel SW	226	290	35˚F to 200˚F (-37˚C to 93˚C)	Yes	
Oil Rig HW	222	290	35˚F to 200˚F (-37˚C to 93˚C)	Yes	Yes
Oil Rig HW ARC	227	290	35˚F to 200˚F (-37˚C to 93˚C)		Yes
Oil Rig Service with Integral Positive Float System	230-231	290	-22˚F to 180˚F (-30˚C to 82˚C)		
Oil Rig SW	223	290	35˚F to 200˚F (-37˚C to 93˚C)		
Plicord HW Dry Cement/Barytes	228	150	-22˚F to 180˚F (-30˚C to 82˚C)		Yes
Plicord SW Dry Cement/Barytes	229	150	-22˚F to 180˚F (-30˚C to 82˚C)		

Air & Multipurpose
General Purpose
Heavy Duty
Push-on

Chemical Transfer

Cleaning Equipment

Food & Beverage Transfer

Food Washdown

Marine

Material Handling
Abrasives
Bulk Transfer
Cement & Concrete

Mining

Petroleum
Aircraft Fueling
Dispensing
Dock
Rig Supply
Transfer Discharge
Transfer S&D

Specialty

Steam

Vacuum

Water
Discharge
Suction & Discharge
Washdown
Garden

Welding

Coupling Systems

Equipment

Appendix

Diesel Oil HW

Air & Multipurpose
General Purpose
Heavy Duty
Push-on

Chemical Transfer

Cleaning Equipment

Food & Beverage Transfer

Food Washdown

Marine

Material Handling
Abrasives
Bulk Transfer
Cement & Concrete

Mining

Petroleum
Aircraft Fueling
Dispensing
Dock
Rig Supply
Transfer Discharge
Transfer S&D

Specialty

Steam

Vacuum

Water
Discharge
Suction & Discharge
Washdown
Garden

Welding

Coupling Systems

Equipment

Appendix

Product Specifications

Application
Diesel Oil HW is for use on offshore oil rigs to transfer petroleum-based products with up to 50% aromatic content. The special tube and cover compound allows for maximum oil resistance. This hose features a double wire helix for unbeatable stability.

Construction
> Tube
Black nitrile, ARPM Class A (High Oil Resistance)
> Cover
Black polychloroprene (MSHA fire-resistant) (wrapped impression)
> Reinforcement
Spiral-plied fabric with double wire helix

Temperature Range
-35˚F to 200˚F (-37˚C to 93˚C)

Packaging
Coiled and poly-wrapped

Branding
Continental Diesel Oil Made in Canada
(3/4" spiral transfer tape, brown backing with black lettering)

Couplings
Contact fitting manufacturer for proper fitting recommendation and coupling procedure.

Order Codes
541-271 (4"-8")
543-271 (2½"-6")

Diesel Oil HW

ID		Nom. OD		Max. WP		Bend Radius		Vacuum HG		Weight	
in.	mm	in.	mm	psi	MPa	in.	mm	in.	mm	lb./ft.	kg/m
2.50	63.5	3.11	79.0	200	1.38	6	152	29	737	1.88	2.80
3.00	76.2	3.62	91.9	200	1.38	7	178	29	737	2.26	3.37
4.00	101.6	4.72	119.9	200	1.38	10	254	29	737	3.45	5.14
5.00	127.0	5.81	147.6	200	1.38	20	508	29	737	5.00	7.44
6.00	152.4	6.81	173.0	200	1.38	24	610	29	737	6.02	8.97
8.01	203.4	9.13	231.9	200	1.38	32	813	29	737	12.35	18.38

Hose design factor 4:1.

Diesel Oil SW

Product Specifications

Application
Diesel Oil SW is for use on offshore oil rigs to transfer petroleum-based products with up to 50% aromatic content. This hose has superb oil resistance with its unique tube and cover compounds, plus antistatic wire. A high strength reinforcement provides toughness and a high safety margin.

Construction
> Tube
Black nitrile, ARPM Class A (High Oil Resistance)
> Cover
Black polychloroprene (MSHA fire-resistant) (wrapped impression)
> Reinforcement
Spiral-plied fabric with antistatic wire

Temperature Range
-35˚F to 200˚F (-37˚C to 93˚C)

Branding
Continental Diesel Oil Made in Canada
(3/4" spiral transfer tape, brown backing with black lettering)

Couplings
Contact fitting manufacturer for proper fitting recommendation and coupling procedure.

Packaging
Coiled and poly-wrapped

Order Codes
541-272 (6"-8")
543-272 (3"-6")

Diesel Oil SW

ID		Nom. OD		Max. WP		Weight	
in.	mm	in.	mm	psi	MPa	lb./ft.	kg/m
3	76.2	3.63	92.1	150	1.03	2.00	2.98
4	101.6	4.66	118.4	150	1.03	2.71	4.03
5	127.0	5.71	145.0	150	1.03	3.61	5.37
6	152.4	6.71	170.4	150	1.03	4.28	6.37
8	203.4	8.80	223.6	150	1.03	6.27	9.33

Hose design factor 4:1.

Air & Multipurpose
General Purpose
Heavy Duty
Push-on
Chemical Transfer
Cleaning Equipment
Food & Beverage Transfer
Food Washdown
Marine
Material Handling
Abrasives
Bulk Transfer
Cement & Concrete
Mining
Petroleum
Aircraft Fueling
Dispensing
Dock
Rig Supply
Transfer Discharge
Transfer S&D
Specialty
Steam
Vacuum
Water
Discharge
Suction & Discharge
Washdown
Garden
Welding
Coupling Systems
Equipment
Appendix

Air & Multipurpose
General Purpose
Heavy Duty
Push-on
Chemical Transfer
Cleaning Equipment
Food & Beverage Transfer
Food Washdown
Marine
Material Handling
Abrasives
Bulk Transfer
Cement & Concrete
Mining
Petroleum
Aircraft Fueling
Dispensing
Dock
Rig Supply
Transfer Discharge
Transfer S&D
Specialty
Steam
Vacuum
Water
Discharge
Suction & Discharge
Washdown
Garden
Welding
Coupling Systems
Equipment
Appendix

Oil Rig HW

Product Specifications

Application
Oil Rig HW is for use on offshore oil rigs to transfer petroleum-based products with up to 50% aromatic content. The special tube and cover compound allows for maximum oil resistance. This hose features a double wire helix for unbeatable stability. This hose has a 290 psi (20 bar) working pressure.

Construction
> Tube
Black nitrile, ARPM Class A (High Oil Resistance)
> Cover
Black polychloroprene (MSHA fire-resistant) (wrapped impression)
> Reinforcement
Spiral-plied fabric with double wire helix

Temperature Range
-35˚F to 200˚F (-37˚C to 93˚C)

Branding
Continental Rig Supply Hardwall WP 20 bar BP 60 bar -M Made in Canada
(3/4" spiral transfer tape, yellow backing with black lettering)

Couplings
Contact fitting manufacturer for proper fitting recommendation and coupling procedure.

Packaging
Coiled and poly-wrapped

Order Codes
541-297 (8"-12")
543-297 (3"-6")

Oil Rig HW

ID		Nom. OD		Max. WP		Bend Radius		Vacuum HG		Weight	
in.	mm	in.	mm	psi	MPa	in.	mm	in.	mm	lb./ft.	kg/m
3.00	76.2	3.65	92.8	290	2.00	7	178	29	737	2.38	3.55
3.13	79.4	3.81	96.8	290	2.00	8	203	29	737	2.59	3.86
4.00	101.6	4.69	119.1	290	2.00	10	254	29	737	3.33	4.95
5.00	127.0	5.81	147.6	290	2.00	20	508	29	737	5.00	7.44
6.00	152.4	6.81	173.0	290	2.00	24	610	29	737	6.02	8.97
8.01	203.4	9.16	232.7	290	2.00	32	813	29	737	11.11	16.54
10.00	254.0	11.38	289.2	290	2.00	40	1016	29	737	17.25	25.67
12.03	305.4	13.57	344.7	290	2.00	48	1219	29	737	24.40	36.31

Hose design factor 3:1.

Oil Rig SW

Product Specifications

Application
Oil Rig SW is for use on offshore oil rigs to transfer petroleum-based products with up to 50% aromatic content. This hose has superb oil resistance with its unique tube and cover compounds plus antistatic wire. High strength reinforcement provides toughnesss and a high safety margin. This hose has a maximum working pressure of 290 psi (20 bar).

Construction
> Tube
Black nitrile, ARPM Class A (High Oil Resistance)
> Cover
Black polychloroprene (MSHA fire-resistant) (wrapped impression)
> Reinforcement
Spiral-plied fabric with antistatic wire

Temperature Range
-35˚F to 200˚F (-37˚C to 93˚C)

Branding
Continental Rig Supply Softwall WP 20 bar BP
60 Bar -M Made in Canada
(3/4" spiral transfer tape, yellow backing with black lettering)

Couplings
Contact fitting manufacturer for proper fitting recommendation and coupling procedure.

Packaging
Coiled and poly-wrapped

Order Codes
541-295 (8"-12")
543-295 (3"-6")

Oil Rig SW

ID		Nom. OD		Max. WP		Weight	
in.	mm	in.	mm	psi	MPa	lb./ft.	kg/m
3.00	76.2	3.58	91.0	290	2.00	1.82	2.70
4.00	101.6	4.63	117.6	290	2.00	2.60	3.87
5.00	127.0	5.63	143.0	290	2.00	3.20	4.76
6.00	152.4	6.65	169.0	290	2.00	3.88	5.77
8.01	203.4	8.74	222.0	290	2.00	5.74	8.54
10.00	254.0	11.00	279.5	290	2.00	9.37	13.94
12.03	305.4	13.22	335.7	290	2.00	13.32	19.83

Hose design factor 3:1.

Air & Multipurpose
General Purpose
Heavy Duty
Push-on
Chemical Transfer
Cleaning Equipment
Food & Beverage Transfer
Food Washdown
Marine
Material Handling
Abrasives
Bulk Transfer
Cement & Concrete
Mining
Petroleum
Aircraft Fueling
Dispensing
Dock
Rig Supply
Transfer Discharge
Transfer S&D
Specialty
Steam
Vacuum
Water
Discharge
Suction & Discharge
Washdown
Garden
Welding
Coupling Systems
Equipment
Appendix

Offshore Fuel HW 500 ASW

Air & Multipurpose
General Purpose
Heavy Duty
Push-on

Chemical Transfer

Cleaning Equipment

Food & Beverage Transfer

Food Washdown

Marine

Material Handling
Abrasives
Bulk Transfer
Cement & Concrete

Mining

Petroleum
Aircraft Fueling
Dispensing
Dock
Rig Supply
Transfer Discharge
Transfer S&D

Specialty

Steam

Vacuum

Water
Discharge
Suction & Discharge
Washdown
Garden

Welding

Coupling Systems

Equipment

Appendix

Product Specifications

Application
This hose is for use on offshore oil rigs to transfer petroleum-based products with up to 50% aromatic content. This hose has a high working pressure of 500 psi with antistatic wire and MSHA fire-resistant rated cover. This hose can also be used as Liquid Mud HW.

Construction
> Tube
Black nitrile, ARPM Class A (High Oil Resistance)
> Cover
Black polychloroprene (MSHA fire-resistant) (wrapped impression)
> Reinforcement
Spiral-plied fabric with double wire helix and antistatic wire

Temperature Range
-35˚F to 200˚F (-37˚C to 93˚C)

Branding
Continental HW Offshore Fuel Loading
500 psi WP MSHA IC-233/0 Made in Canada
(3/4" spiral transfer tape, red backing with black lettering)

Couplings
Contact fitting manufacturer for proper fitting recommendation and coupling procedure.

Packaging
Coiled and poly-wrapped

Order Codes
543-495

Offshore Fuel HW 500 ASW

ID		Nom. OD		Max. WP		Bend Radius		Vacuum HG		Weight	
in.	mm	in.	mm	psi	MPa	in.	mm	in.	mm	lb./ft.	kg/m
3	76.2	4.01	101.9	500	3.45	10	254	29	737	3.61	5.37
4	101.6	5.09	129.4	500	3.45	12	305	29	737	5.02	7.47

Hose design factor 4:1.

Offshore Fuel HW 500

Product Specifications

Application
Offshore Oil Fuel is for use on offshore oil rigs to transfer petroleum-based products with up to 50% aromatic content. This hose has a high working pressure of 500 psi. It can be also used as Liquid Mud HW.

Construction
> Tube
Black nitrile, ARPM Class A (High Oil Resistance)
> Cover
Black nitrile/PVC (wrapped impression)
> Reinforcement
Spiral-plied fabric with double wire helix

Temperature Range
-35˚F to 200˚F (-37˚C to 93˚C)

Branding
Continental HW Offshore Fuel Loading
500 psi WP Made in Canada
(1" spiral transfer tape, red backing with black lettering)

Couplings
Contact fitting manufacturer for proper fitting recommendation and coupling procedure.

Packaging
Coiled and poly-wrapped

Order Codes
543-526 (3"-4")
541-526 (6")

Offshore Fuel HW 500

ID		Nom. OD		Max. WP		Bend Radius		Vacuum HG		Weight	
in.	mm	in.	mm	psi	MPa	in.	mm	in.	mm	lb./ft.	kg/m
3	76.2	4.01	101.9	500	3.45	10	254	29	737	3.42	5.10
4	101.6	5.03	127.8	500	3.45	12	305	29	737	4.49	6.68
6	152.4	7.31	185.7	500	3.45	36	914	29	737	8.90	13.25

Hose design factor 4:1.

Air & Multipurpose
General Purpose
Heavy Duty
Push-on
Chemical Transfer
Cleaning Equipment
Food & Beverage Transfer
Food Washdown
Marine
Material Handling
Abrasives
Bulk Transfer
Cement & Concrete
Mining
Petroleum
Aircraft Fueling
Dispensing
Dock
Rig Supply
Transfer Discharge
Transfer S&D
Specialty
Steam
Vacuum
Water
Discharge
Suction & Discharge
Washdown
Garden
Welding
Coupling Systems
Equipment
Appendix

Oil Rig BioFuel SW

Air & Multipurpose
General Purpose
Heavy Duty
Push-on

Chemical Transfer

Cleaning Equipment

Food & Beverage Transfer

Food Washdown

Marine

Material Handling
Abrasives
Bulk Transfer
Cement & Concrete

Mining

Petroleum
Aircraft Fueling
Dispensing
Dock
Rig Supply
Transfer Discharge
Transfer S&D

Specialty

Steam

Vacuum

Water
Discharge
Suction & Discharge
Washdown
Garden

Welding

Coupling Systems

Equipment

Appendix

Product Specifications

Application
Oil Rig BioFuel SW is for use on offshore oil rigs to transfer petroleum-based products with up to 60% aromatic content, specifically for biodiesel. It has superb oil-resistance due to its unique tube and cover compounds, plus antistatic wire. Its high strength reinforcement provides toughness and a high safety margin. This hose has a maximum working pressure of 290 psi (20 bar).

Construction
> Tube
Black static-dissipating nitrile, ARPM Class A (High Oil Resistance), for diesel, biodiesel and ethanol blends
> Cover
Black nitrile/PVC (wrapped impression) resistant to biodiesel and ethanol blends
> Reinforcement
Spiral-plied fabric with antistatic wire

Temperature Range
-35˚F to 200˚F (-37˚C to 93˚C)

Branding
Continental Rig Supply Softwall WP 20 bar BP
60 bar -M Made in Canada
(3/4" spiral transfer tape, yellow backing with black lettering and additional green stripe)

Couplings
Contact fitting manufacturer for proper fitting recommendation and coupling procedure.

Packaging
Coiled and poly-wrapped

Order Codes
543-624

Oil Rig BioFuel SW

ID		Nom. OD		Max. WP		Weight	
in.	mm	in.	mm	psi	MPa	lb./ft.	kg/m
6	152.4	6.71	170.4	290	2.00	3.86	5.75

Hose design factor 3:1.

Oil Rig HW ARC

Product Specifications

Application
Oil Rig HW ARC is for use on offshore oil rigs to transfer petroleum-based products. The Abrasion Resistant Cover (ARC) has a superior abrasion resistance to handle excessive wear. This hose has a maximum 290 psi (20 bar) working pressure.

Construction
> Tube
Black nitrile/PVC, ARPM Class B (Medium Oil Resistance)
> Cover
Black EPDM with 50% coverage thermoplastic ARC treatment for improved slipperiness
> Reinforcement
Spiral-plied fabric with double wire helix

Temperature Range
-35˚F to 200˚F (-37˚C to 93˚C)

Branding
Continental Made in Canada
(3/4" spiral transfer tape and additional plain yellow stripe)

Couplings
Contact fitting manufacturer for proper fitting recommendation and coupling procedure.

Packaging
Coiled and poly-wrapped

Order Codes
543-225

Oil Rig HW ARC

ID		Nom. OD		Max. WP		Bend Radius		Vacuum HG		Weight	
in.	mm	in.	mm	psi	MPa	in.	mm	in.	mm	lb./ft.	kg/m
4	101.6	4.81	122.3	290	2.00	16	406	29	737	3.64	5.42
5	127.0	5.90	149.8	290	2.00	20	508	29	737	5.17	7.69

Hose design factor 3:1.

Air & Multipurpose
General Purpose
Heavy Duty
Push-on
Chemical Transfer
Cleaning Equipment
Food & Beverage Transfer
Food Washdown
Marine
Material Handling
Abrasives
Bulk Transfer
Cement & Concrete
Mining
Petroleum
Aircraft Fueling
Dispensing
Dock
Rig Supply
Transfer Discharge
Transfer S&D
Specialty
Steam
Vacuum
Water
Discharge
Suction & Discharge
Washdown
Garden
Welding
Coupling Systems
Equipment
Appendix

Plicord® HW Dry Cement/Barytes

Air & Multipurpose
General Purpose
Heavy Duty
Push-on

Chemical Transfer

Cleaning Equipment

Food & Beverage Transfer

Food Washdown

Marine

Material Handling
Abrasives
Bulk Transfer
Cement & Concrete

Mining

Petroleum
Aircraft Fueling
Dispensing
Dock
Rig Supply
Transfer Discharge
Transfer S&D

Specialty

Steam

Vacuum

Water
Discharge
Suction & Discharge
Washdown
Garden

Welding

Coupling Systems

Equipment

Appendix

Product Specifications

Application
This hose is a heavy-duty high-performance suction and discharge hose for the bulk transfer of dry cement and barytes from supply vessels to off-shore platform and drilling rigs.

Construction
> Tube
Black Chemituf® static conducting synthetic rubber
> Cover
Black SBR synthetic rubber with yellow spiral stripe (cement) and orange stripe (barytes) wrapped finish
> **Reinforcement**
Four spiral-plied synthetic fabric plus helix wire

Temperature Range
-32˚F to 82˚F (-25˚C to 180˚C)

Packaging
30.5 m coils (available in other lengths up to 122 m)

Branding (Spiral)
Example: Continental Dry Cement Hardwall
Continental Barytes Hardwall

Order Codes
549-275 (cement)
549-070 (barytes)

Plicord® HW Dry Cement/Barytes

ID		Nom. OD		Max. WP		Bend Radius	Weight	
in.	mm	in.	mm	psi	bar	mm	lb./ft.	kg/m
4	102.3	4.84	121.0	150	10	1015	3.16	4.70
5	127.4	5.86	151.0	150	10	1270	5.41	8.04
6	152.6	6.85	176.4	150	10	1525	6.57	9.77

Hose design factor 4:1.

Plicord® SW Dry Cement/Barytes

Product Specifications

Application
This hose is a heavy-duty high-performance discharge hose for the bulk transfer of dry cement and barytes from supply vessels to off-shore platforms and drilling rigs.

Construction
> Tube
Black Chemituf® static dissipation
> Cover
Black SBR
> Reinforcement
4 plies with static wire

Temperature Range
-32˚F to 82˚F (-25˚C to 180˚C)

Packaging
30.5 m coils (available in other lengths up to max 122 m)

Branding (Spiral)
Example: Continental Dry Cement Softwall

Order Codes
549-274 (cement)
549-278 (barytes)

Plicord® SW Dry Cement/Barytes

ID		Nom. OD		Max. WP	Weight
in.	mm	in.	mm	psi	lb./ft.
3	76.0	3.83	97.4	150	2.44
4	101.6	4.85	123.2	150	3.22
5	127.0	5.88	149.4	150	4.13
6	152.4	6.93	176.0	150	5.24

Hose design factor 4:1.

Air & Multipurpose
General Purpose
Heavy Duty
Push-on
Chemical Transfer
Cleaning Equipment
Food & Beverage Transfer
Food Washdown
Marine
Material Handling
Abrasives
Bulk Transfer
Cement & Concrete
Mining
Petroleum
Aircraft Fueling
Dispensing
Dock
Rig Supply
Transfer Discharge
Transfer S&D
Specialty
Steam
Vacuum
Water
Discharge
Suction & Discharge
Washdown
Garden
Welding
Coupling Systems
Equipment
Appendix

Air & Multipurpose
General Purpose
Heavy Duty
Push-on

Chemical Transfer

Cleaning Equipment

Food & Beverage Transfer

Food Washdown

Marine

Material Handling
Abrasives
Bulk Transfer
Cement & Concrete

Mining

Petroleum
Aircraft Fueling
Dispensing
Dock
Rig Supply
Transfer Discharge
Transfer S&D

Specialty

Steam

Vacuum

Water
Discharge
Suction & Discharge
Washdown
Garden

Welding

Coupling Systems

Equipment

Appendix

Oil Rig Service Hose with Integral Positive Float System

Product Specifications

Application
This hose is specifically designed to be used on service vessels to offshore drilling and production platforms for the transfer of a wide range of products from petroleum to drinking water. The unique positive float system allows the hose to maintain flotation with products of various specific gravities.

The system consists of a section of floating hose up to a length of 30.5 m which may be attached to various lengths of hose (up to 120 m) attached to the supply vessel. In addition, the supply hose may incorporate integrated wear strips on the cover to improve the abrasion resistance of the hose. The system may be stored on platform reeling systems and the hose may be supplied with a RFID chip for integrated hose management.

Construction
> Tube
Various synthetic rubber compounds are offered depending on hose service and product conveyed
> Cover
Synthetic rubber with excellent resistance to ozone and weathering. An abrasion strip is available to extend the service life of the outer hose
> Reinforcement
Spiral reinforcement plies are available with (hardwall)* or without (softwall) helix wire

Positive Float
Well proven closed cell foam floating material used also in OCIMF hoses. Foam thickness design based upon product conveyed as specified by the customer. The foam is covered with an integral orange rubber cover.

Approvals
Currently in use in the North Sea with major oil and drilling companies.

Branding
Standard Continental brand

Temperature
-22˚F to 180˚F (-30˚C to 82˚C)

Lengths
Custom built, up to 30.5 m (100') with flotation and 120 m (400') without

Colors
Available in orange or black

Couplings
A range of internally and externally swaged fittings and "built-in" fittings are available for these hose.

Packaging
Bulk and coupled assemblies available

Dimensions
See next page. Other diameter/design available upon request.

3" Positive Float

ID		OD**		Max. WP		Bend Radius		Weight		Max. SG***
in.	mm	in.	mm	psi	bar	in.	mm	kg/m	lb./ft.	g/cm³
2	51	8.7	220	290	20	20	510	8.35	5.65	8.00
3	76	9.4	240	290	20	30	760	9.90	6.69	4.20
4	102	10.7	270	290	20	40	1020	11.63	7.85	3.10

Hose design factor 4:1.

1½" Positive Float

ID		OD**		Max. WP		Bend Radius		Weight		Max. SG***
in.	mm	in.	mm	psi	bar	in.	mm	kg/m	lb./ft.	g/cm³
2	51	5.5	140	290	20	20	510	3.5	2.36	3.10
3	76	6.3	160	290	20	30	760	4.39	2.96	1.90
4	102	7.5	190	290	20	40	1020	5.37	3.62	1.60

Hose design factor 3:1.
*For vacuum service, Rig Supply Hardwall is utilized.
**Floating hose OD's are based on 3" and 1½" flotation material and Rig Supply Softwall Hose.
***Max. SG – Maximum Specific Gravity of the product allowed to have a reserved buoyancy of Min. +25%.

Air & Multipurpose
General Purpose
Heavy Duty
Push-on
Chemical Transfer
Cleaning Equipment
Food & Beverage Transfer
Food Washdown
Marine
Material Handling
Abrasives
Bulk Transfer
Cement & Concrete
Mining
Petroleum
Aircraft Fueling
Dispensing
Dock
Rig Supply
Transfer Discharge
Transfer S&D
Specialty
Steam
Vacuum
Water
Discharge
Suction & Discharge
Washdown
Garden
Welding
Coupling Systems
Equipment
Appendix

Transfer Discharge

	Page	Temp. Range	Refined Fuels	Corrugated Cover	Lightweight
Blue Low Temp Fuel Oil Delivery	235	-50˚F to 140˚F (-45˚C to 60˚C)	Yes		
Plicord Fuel Discharge	236	-35˚F to 180˚F (-37˚C to 82˚C)	Yes		
Plicord Oilfield Frac	237	-25˚F to 180˚F (-32˚C to 82˚C)			
Prospector Petro 150	239	-25˚F to 180˚F (-32˚C to 82˚C)			
Pyroflex Hot Tar Wand	238	-25˚F to 350˚F (-32˚C to 177˚C)			
Redwing Fuel Oil	233	-40˚F to 140˚F (-40˚C to 60˚C)	Yes		
Redwing Versabraid	234	-30˚F to 140˚F (-34˚C to 60˚C)			

Air & Multipurpose
General Purpose
Heavy Duty
Push-on
Chemical Transfer
Cleaning Equipment
Food & Beverage Transfer
Food Washdown
Marine
Material Handling
Abrasives
Bulk Transfer
Cement & Concrete
Mining
Petroleum
Aircraft Fueling
Dispensing
Dock
Rig Supply
Transfer Discharge
Transfer S&D
Specialty
Steam
Vacuum
Water
Discharge
Suction & Discharge
Washdown
Garden
Welding
Coupling Systems
Equipment
Appendix

Redwing® Fuel Oil

Product Specifications

Application
Redwing® Fuel Oil is for the transfer and delivery of fuel oil and petroleum products for home delivery, commercial and industrial service. Redwing® Fuel Oil has two textile braids. The braided construction reduces kinking and twisting when reeling. The smooth cover has low drag resistance.

Construction
> Tube
Nitrile synthetic rubber (ORS), ARPM Class A (High Oil Resistance)
> Cover
Red Chemivic synthetic rubber (smooth finish) (ORS)
> Reinforcement
Two braided synthetic yarn

Temperature Range
-40˚F to 140˚F (-40˚C to 60˚C)

Packaging
Reels, cut lengths and coupled lengths

Branding
Example: Continental 1" (25.4 mm) 2BD Redwing® Fuel Oil Made in USA

Couplings
READY 2 GO
Coupled assemblies available.

Order Codes
532-016

Redwing® Fuel Oil

SAP #	ID		Nom. OD		Max. WP		Weight	
Red	**in.**	**mm**	**in.**	**mm**	**psi**	**MPa**	**lb./ft.**	**kg/m**
20021667	1	25.4	1.50	38.1	250	1.72	0.57	0.85
20021681	1¼	31.8	1.80	45.7	250	1.72	0.65	0.97
20021708	1⅜	34.9	1.88	47.8	250	1.72	0.70	1.04
20021735	1½	38.1	2.10	53.3	150	1.03	0.92	1.37

Hose design factor 4:1.

Air & Multipurpose
General Purpose
Heavy Duty
Push-on
Chemical Transfer
Cleaning Equipment
Food & Beverage Transfer
Food Washdown
Marine
Material Handling
Abrasives
Bulk Transfer
Cement & Concrete
Mining
Petroleum
Aircraft Fueling
Dispensing
Dock
Rig Supply
Transfer Discharge
Transfer S&D
Specialty
Steam
Vacuum
Water
Discharge
Suction & Discharge
Washdown
Garden
Welding
Coupling Systems
Equipment
Appendix

Redwing® Versabraid™

Product Specifications

Application
Redwing® Versabraid™ is a transfer and delivery hose with versatile compatibility with nearly all petroleum-based fuels, including fuel oil, diesel, gasoline, methanol blends up to M100, ethanol blends up to E100 and biodiesel blends including B10 for intermittent use.

Construction
> Tube
Nitrile synthetic rubber specially compounded for alternative fuel compatibility, ARPM Class A (High Oil Resistance)
> Cover
Deep red Chemivic synthetic rubber (smooth finish), ARPM Class A (High Oil Resistance)
> Reinforcement
Two-braid textile with a static wire

Temperature Range
-30˚F to 140˚F (-34˚C to 60˚C)

Packaging
Cut lengths

Branding
Example: Continental 1⅜" (34.9 mm) Redwing® Versabraid™ Universal Fuel Oil A/S Made in USA

Couplings
Contact fitting manufacturer for proper fitting recommendations and coupling procedure.

Order Codes
532-017

Redwing® Versabraid™

SAP #	ID		Nom. OD		Max. WP		Weight	
Red	**in.**	**mm**	**in.**	**mm**	**psi**	**MPa**	**lb./ft.**	**kg/m**
21091271	1	25.4	1.50	38.1	250	1.72	0.57	0.85
21000928	1¼	31.8	1.80	45.7	250	1.72	0.65	0.97
20979789	1⅜	34.9	1.88	47.8	250	1.72	0.70	1.04
21003743	1½	38.1	2.10	53.3	150	1.03	0.92	1.37

Hose design factor 4:1.

Air & Multipurpose
General Purpose
Heavy Duty
Push-on
Chemical Transfer
Cleaning Equipment
Food & Beverage Transfer
Food Washdown
Marine
Material Handling
Abrasives
Bulk Transfer
Cement & Concrete
Mining
Petroleum
Aircraft Fueling
Dispensing
Dock
Rig Supply
Transfer Discharge
Transfer S&D
Specialty
Steam
Vacuum
Water
Discharge
Suction & Discharge
Washdown
Garden
Welding
Coupling Systems
Equipment
Appendix

Blue Low Temp Fuel Oil Delivery

Product Specifications

Application
The new and improved Low-Temperature Fuel Oil Delivery Hose is for transfer and delivery of fuel oil and petroleum products for home delivery, commercial and industrial service designed to remain flexible in cold temperatures and provide superior oil resistance. The braided construction reduces kinking and twisting when reeling. The smooth cover has low drag resistance.

Construction
> Tube
Nitrile (ORS)
> Cover
Blue Chemivic synthetic rubber (ORS) (smooth finish)
> Reinforcement
Two-braid textile with static wire

Temperature Range
-50˚F to 140˚F (-45˚C to 60˚C)

Packaging
Cut lengths

Branding
Example: Continental 1 1/4" (31.8 mm) 2BD Low Temp Fuel Oil A/S Made in USA

Couplings
Contact fitting manufacturer for proper fitting recommendation and coupling procedures.

Order Codes
532-021

Blue Low Temp Fuel Oil Delivery

SAP #	ID		Nom. OD		Max. WP		Weight	
Blue	**in.**	**mm**	**in.**	**mm**	**psi**	**MPa**	**lb./ft.**	**kg/m**
20814593	1	25.4	1.50	38.1	250	1.72	0.55	0.82
20031896	1 1/4	31.8	1.80	45.7	250	1.72	0.65	0.97
20031898	1 3/8	34.9	1.88	47.8	250	1.72	0.70	1.04
20031899	1 1/2	38.1	2.10	53.3	150	1.03	0.92	1.37

Hose design factor 4:1.

Air & Multipurpose
General Purpose
Heavy Duty
Push-on
Chemical Transfer
Cleaning Equipment
Food & Beverage Transfer
Food Washdown
Marine
Material Handling
Abrasives
Bulk Transfer
Cement & Concrete
Mining
Petroleum
Aircraft Fueling
Dispensing
Dock
Rig Supply
Transfer Discharge
Transfer S&D
Specialty
Steam
Vacuum
Water
Discharge
Suction & Discharge
Washdown
Garden
Welding
Coupling Systems
Equipment
Appendix

Air & Multipurpose
General Purpose
Heavy Duty
Push-on
Chemical Transfer
Cleaning Equipment
Food & Beverage Transfer
Food Washdown
Marine
Material Handling
Abrasives
Bulk Transfer
Cement & Concrete
Mining
Petroleum
Aircraft Fueling
Dispensing
Dock
Rig Supply
Transfer Discharge
Transfer S&D
Specialty
Steam
Vacuum
Water
Discharge
Suction & Discharge
Washdown
Garden
Welding
Coupling Systems
Equipment
Appendix

Plicord® Fuel Discharge

Product Specifications

Application
Plicord® Fuel Discharge hose is for the discharge of gasoline, oil, ethanol blends and other petroleum-based products with up to 50% aromatic content in tank and industrial applications.

Construction
> Tube
Nitrile synthetic rubber, ARPM Class A (High Oil Resistance), plus antistatic wires
> Cover
Black Chemivic synthetic rubber, ARPM Class B (Medium-High Oil Resistance)
> Reinforcement
Spiral-plied synthetic fabric (2"–4": 2 ply; 6": 4 ply), plus grounding wires

Temperature Range
-35˚F to 180˚F (-37˚C to 82˚C)

Packaging
100' lengths, coiled and poly-wrapped

Branding (Spiral)
Example: Continental Plicord® Fuel Discharge

Couplings
Use Continental Insta-Lock™ cam & groove fittings with this product. See the Coupling Systems information pages at the back of this catalog. Refer to the Continental Industrial Hose Assembly Manual for crimp specifications.

Order Codes
543-331

Plicord® Fuel Discharge

SAP #	ID		Nom. OD		Max. WP		Weight	
Black	**in.**	**mm**	**in.**	**mm**	**psi**	**MPa**	**lb./ft.**	**kg/m**
20032339	3/4	19.1	1.21	30.7	150	1.03	0.42	0.63
20032357	1	25.4	1.46	37.1	150	1.03	0.52	0.77
20050546	1¼	31.8	1.72	43.7	150	1.03	0.63	0.94
20017756	1½	38.1	1.95	49.5	150	1.03	0.73	1.09
20017758	2	50.8	2.49	63.3	150	1.03	0.98	1.46
20032358	2½	63.5	2.98	75.7	150	1.03	1.19	1.77
20017764	3	76.2	3.50	88.9	150	1.03	1.45	2.16
20050547	3½	88.9	4.04	102.6	150	1.03	1.70	2.53
20017767	4	101.6	4.52	114.8	150	1.03	1.91	2.84
20126041	6	152.4	6.63	168.4	150	1.03	3.41	5.07

Hose design factor 4:1.

Plicord® Oilfield Frac

Product Specifications

Application
A rugged and flexible hose designed to convey crude oil and oil slurry mixtures for Frac tank connections. The Plicord® Oilfield Frac Hose has a yellow wear indicator over the fabric reinforcement for optimizing to maximum service life.

Construction
> Tube
Black nitrile
> Cover
Black Chemivic, smooth cover with wrapped finish; also available with ARC - Abrasion Resistant Cover
> Reinforcement
Multiple plies of synthetic fabric

Temperature Range
-25˚F to 180˚F (-32˚C to 82˚C)

Packaging
100' lengths, coiled and poly-wrapped

Branding (Spiral)
Continental Oilfield Fracturing Hose

Couplings
Contact fitting manufacturer for proper fitting recommendation and coupling procedures. 543-710 Plicord® Oilfield Frac Hose with ARC cover requires a welded stem/ferrule with fish scale serration.

Order Codes
543-827
543-710 (ARC - Abrasion Resistant Cover)

Plicord® Oilfield Frac

SAP #	ID		Nom. OD		Max. WP		Weight	
Black	**in.**	**mm**	**in.**	**mm**	**psi**	**MPa**	**lb./ft.**	**kg/m**
20118130	3	76.2	3.87	98.30	400	2.76	2.52	3.74
20018362	4	101.6	4.76	120.85	400	2.76	2.85	4.21

Hose design factor 4:1.

Air & Multipurpose
General Purpose
Heavy Duty
Push-on
Chemical Transfer
Cleaning Equipment
Food & Beverage Transfer
Food Washdown
Marine
Material Handling
Abrasives
Bulk Transfer
Cement & Concrete
Mining
Petroleum
Aircraft Fueling
Dispensing
Dock
Rig Supply
Transfer Discharge
Transfer S&D
Specialty
Steam
Vacuum
Water
Discharge
Suction & Discharge
Washdown
Garden
Welding
Coupling Systems
Equipment
Appendix

Air & Multipurpose
General Purpose
Heavy Duty
Push-on
Chemical Transfer
Cleaning Equipment
Food & Beverage Transfer
Food Washdown
Marine
Material Handling
Abrasives
Bulk Transfer
Cement & Concrete
Mining
Petroleum
Aircraft Fueling
Dispensing
Dock
Rig Supply
Transfer Discharge
Transfer S&D
Specialty
Steam
Vacuum
Water
Discharge
Suction & Discharge
Washdown
Garden
Welding
Coupling Systems
Equipment
Appendix

Pyroflex® Hot Tar Wand

Product Specifications

Application
Pyroflex® Hot Tar Wand is a high-quality wand hose used in asphalt crack filling applicator and dispensing service.

Construction
> Tube
Black nitrile (special heat resistance)
> Cover
Black Wingprene® (wrapped finish) flame-retardant
> Reinforcement
Two spiral-plied steel wire

Temperature Range
-25˚F to 350˚F (-32˚C to 177˚C)

Packaging
100' lengths, coiled and poly-wrapped

Branding (Spiral)
Example: Continental Pyroflex® Hot Tar Wand Hose

Couplings
Contact fitting manufacturer for proper fitting recommendation and coupling procedure.

Order Codes
543-632

Pyroflex® Hot Tar Wand

SAP #	ID		Nom. OD		Max. WP		Weight	
Black	**in.**	**mm**	**in.**	**mm**	**psi**	**MPa**	**lb./ft.**	**kg/m**
20017982	3/4	19.1	1.33	33.8	300	2.07	0.64	0.95
20017987	1	25.4	1.61	40.9	300	2.07	0.84	1.25
20156594	1½	38.1	2.11	53.6	300	2.07	1.15	1.71

Hose design factor 4:1.

Prospector™ Petro 150

Product Specifications

Application
A flexible and lightweight hose for use in tank truck and drilling operations to transfer diesel, ethanol, gasoline, oil and petroleum-based products. Smooth cover construction for lower drag coefficient and superior abrasion resistance. Up to 50% aromatic content.

Construction
> Tube
Black nitrile ARPM Class A (High Oil Resistance)
> Cover
Black smooth SBR (wrapped impression)
> Reinforcement
Spiral-plied synthetic fabric with double wire helix

Temperature Range
-25˚F to 180˚F (-32˚C to 82˚C)

Packaging
100' lengths, coiled and poly-wrapped

Branding (Spiral)
Continental Prospector (Oil+Gas Logo) Petro 150 psi WP ##### Made in Canada (Red Spiral Stripe)

Couplings
Use Continental Insta-Lock™ cam & groove fittings with this product. See the Coupling Systems information pages at the back of this catalog.

Order Codes
543-214

Prospector™ Petro 150

SAP #	ID		Nom. OD		Max. WP		Bend Radius		Vacuum HG		Weight	
	in.	mm	in.	mm	psi	MPa	in.	mm	in.	mm	lb./ft.	kg/m
20476798	1	25.4	1.398	35.5	150	1.03	2.5	64	29	737	0.49	0.73
20476799	1¼	31.8	1.65	41.9	150	1.03	3	76	29	737	0.63	0.93
20476860	1½	38.1	1.94	49.3	150	1.03	4	102	29	737	0.81	1.21
20476861	2	50.8	2.44	62.0	150	1.03	5	127	29	737	1.04	1.55
20476862	2½	63.5	2.99	76.1	150	1.03	7.5	191	29	737	1.48	2.21
20476863	3	76.2	3.54	89.9	150	1.03	9	229	29	737	1.91	2.85
20476864	4	101.6	4.57	116.1	150	1.03	12	305	29	737	2.67	3.97
20476865	6	152.4	6.73	170.9	150	1.03	30	762	29	737	5.57	8.29

Hose design factor 4:1.

Air & Multipurpose
General Purpose
Heavy Duty
Push-on
Chemical Transfer
Cleaning Equipment
Food & Beverage Transfer
Food Washdown
Marine
Material Handling
Abrasives
Bulk Transfer
Cement & Concrete
Mining
Petroleum
Aircraft Fueling
Dispensing
Dock
Rig Supply
Transfer Discharge
Transfer S&D
Specialty
Steam
Vacuum
Water
Discharge
Suction & Discharge
Washdown
Garden
Welding
Coupling Systems
Equipment
Appendix

Transfer S&D

Air & Multipurpose
General Purpose
Heavy Duty
Push-on

Chemical Transfer

Cleaning Equipment

Food & Beverage Transfer

Food Washdown

Marine

Material Handling
Abrasives
Bulk Transfer
Cement & Concrete

Mining

Petroleum
Aircraft Fueling
Dispensing
Dock
Rig Supply
Transfer Discharge
Transfer S&D

Specialty

Steam

Vacuum

Water
Discharge
Suction & Discharge
Washdown
Garden

Welding

Coupling Systems

Equipment

Appendix

	Page	Temp. Range	Refined Fuels	Corrugated Cover	Lightweight
Arctic ExtremeFlex	250	-65˚F to 180˚F (-54˚C to 82˚C)	Yes	Yes	Yes
Flexwing VersaFuel	252	-30˚F to 180˚F (-35˚C to 82˚C)	Yes		
Infinity Fuel Drop Hose	256	-40˚F to 160˚F (-40˚C to 71˚C)	Yes	Yes	Yes
Infinity HD Fuel Drop Hose	255	-40˚F to 160˚F (-40˚C to 71˚C)	Yes	Yes	Yes
LW Arctic Tank Truck	251	-65˚F to 180˚F (-54˚C to 82˚C)		Yes	Yes
Paladin	257	-40˚F to 160˚F (-40˚C to 71˚C)	Yes	Yes	Yes
Plicord Arctic Flexwing	249	-65˚F to 180˚F (-54˚C to 82˚C)	Yes		
Plicord ExtremeFlex Petroleum	242	-40˚F to 200˚F (-40˚C to 93˚C)	Yes	Yes	Yes
Plicord Flexwing Petroleum	241	-35˚F to 200˚F (-37˚C to 93˚C)	Yes		
Plicord LW Black Flextra II	247	-40˚F to 180˚F (-40˚C to 82˚C)	Yes	Yes	Yes
Plicord Super Black Flexwing	246	-35˚F to 200˚F (-37˚C to 93˚C)	Yes		
Prospector Flex Oilfield	245	-25˚F to 180˚F (-36˚C to 82˚C)		Yes	
Prospector Oilfield 150	244	-25˚F to 180˚F (-32˚C to 82˚C)			
Prospector Oilfield 300	243	-35˚F to 180˚F (-37˚C to 82˚C)			
Pyroflex Hot Tar & Asphalt II	254	-25˚F to 350˚F (-32˚C to 177˚C)			
Red Flextra 100 & 150	248	-30˚F to 180˚F (-34˚C to 82˚C)			
Spiraflex Polyurethane Vapor Recovery	259	-30˚F to 150˚F (-35˚C to 66˚C)		Yes	Yes
Velocity Petroleum	258	-40˚F to 140˚F (-40˚C to 60˚C)			
VersaFuel Flex	253	-30˚F to 180˚F (-34˚C to 82˚C)	Yes	Yes	Yes

Plicord® Flexwing® Petroleum

Product Specifications

Application
Plicord® Flexwing® Petroleum is for use in tank truck and in-plant operations to transfer gasoline, oil, ethanol blends and other petroleum base products up to 50% aromatic content. It is designed for pressure, gravity flow or full-suction service. Newly redesigned for improved flexibility and a lighter weight construction for sizes up to and including 2½".

Construction
> Tube
Nitrile synthetic rubber ARPM Class A (High Oil Resistance)
> Cover
Black synthetic rubber (oil resistant); smooth cover; wrapped impression
> Reinforcement
Spiral-plied synthetic fabric with double wire helix

Temperature Range
-35˚F to 200˚F (-37˚C to 93˚C)

Packaging
100' lengths, coiled and poly-wrapped

Branding
Continental Flexwing® Petroleum Hose 150 psi WP CAUTION: ... ### Made in Canada (Red spiral stripe)

Couplings
Use Continental Insta-Lock™ cam & groove fittings with this product. See the Coupling Systems information pages at the back of this catalog. Refer to Continental INH Assembly Manual for crimp specs and coupling procedure.

Order Codes
543-109 (black)
543-110 (red)

Plicord® Flexwing® Petroleum

SAP #		ID		Nom. OD		Max. WP		Bend Radius		Vacuum HG		Weight	
Black	**Red**	**in.**	**mm**	**in.**	**mm**	**psi**	**MPa**	**in.**	**mm**	**in.**	**mm**	**lb./ft.**	**kg/m**
20138742		1/2	12.7	0.97	24.6	150	1.03	1.5	38	29	737	0.35	0.52
20050548		3/4	19.1	1.22	30.9	150	1.03	2.0	51	29	737	0.46	0.69
20017481	20392618	1	25.4	1.47	37.2	150	1.03	2.5	64	29	737	0.58	0.86
20017482		1¼	31.8	1.72	43.7	150	1.03	3.0	76	29	737	0.73	1.08
20017488	20017532	1½	38.1	1.97	50.1	150	1.03	4.0	102	29	737	0.86	1.28
20050549		1¾	45.1	2.25	57.1	150	1.03	4.5	114	29	737	1.00	1.49
20017496	20017537	2	50.8	2.47	62.8	150	1.03	5.0	127	29	737	1.11	1.65
20017502	20017541	2½	63.5	3.03	76.8	150	1.03	6.0	152	29	737	1.56	2.32
20017508	20017543	3	76.2	3.57	90.7	150	1.03	8.0	203	29	737	2.00	2.97
20017513		3½	89.9	4.13	104.8	150	1.03	10.0	254	29	737	2.42	3.59
20017516	20017546	4	101.6	4.59	116.5	150	1.03	12.0	305	29	737	2.71	4.03
20070720		5	127.0	5.74	145.9	150	1.03	20.0	508	29	737	4.53	6.74
20017526		6	152.4	6.76	171.7	150	1.03	24.0	610	29	737	5.72	8.51

Hose design factor 4:1.

Air & Multipurpose
General Purpose
Heavy Duty
Push-on
Chemical Transfer
Cleaning Equipment
Food & Beverage Transfer
Food Washdown
Marine
Material Handling
Abrasives
Bulk Transfer
Cement & Concrete
Mining
Petroleum
Aircraft Fueling
Dispensing
Dock
Rig Supply
Transfer Discharge
Transfer S&D
Specialty
Steam
Vacuum
Water
Discharge
Suction & Discharge
Washdown
Garden
Welding
Coupling Systems
Equipment
Appendix

Air & Multipurpose
General Purpose
Heavy Duty
Push-on
Chemical Transfer
Cleaning Equipment
Food & Beverage Transfer
Food Washdown
Marine
Material Handling
Abrasives
Bulk Transfer
Cement & Concrete
Mining
Petroleum
Aircraft Fueling
Dispensing
Dock
Rig Supply
Transfer Discharge
Transfer S&D
Specialty
Steam
Vacuum
Water
Discharge
Suction & Discharge
Washdown
Garden
Welding
Coupling Systems
Equipment
Appendix

Plicord® ExtremeFlex™ Petroleum Transfer

Product Specifications

Application
This hose is an extremely flexible and lightweight drop hose for use in tank truck and in-plant operation to transfer diesel, ethanol, gasoline, oil and petroleum-based products with up to 50% aromatic content. It has a corrugated construction for lower drag coefficient and superior abrasion resistance.

Construction
> Tube
Black nitrile synthetic rubber, ARPM Class A (High Oil Resistance)
> Cover
Black Chemivic synthetic (corrugated)
> Reinforcement
Spiral-plied synthetic fabric with double wire helix

Temperature Range
-40˚F to 200˚F (-40˚C to 93˚C)

Packaging
100' lengths, coiled and bagel-packed

Branding (Spiral)
Example: Plicord® ExtremeFlex™ Petroleum Transfer

Couplings
Use Continental Insta-Lock™ cam & groove fittings. Refer to the Continental Industrial Hose Assembly Manual for crimp specifications.

Order Codes
543-216

Plicord® ExtremeFlex™ Petroleum Transfer

SAP #	ID		Nom. OD		Max. WP		Bend Radius		Vacuum HG		Weight	
Black	in.	mm	in.	mm	psi	MPa	in.	mm	in.	mm	lb./ft.	kg/m
20459042	3/4	19.1	1.20	30.5	250	1.72	.75	19	29	737	0.44	0.65
20459043	1	25.4	1.45	36.8	250	1.72	1	25	29	737	0.55	0.81
20459044	1½	38.1	1.91	48.5	250	1.72	1.5	38	29	737	0.73	1.08
20459045	2	50.8	2.43	61.8	250	1.72	2	51	29	737	0.96	1.43
20459046	2½	63.5	3.00	76.1	200	1.37	2.5	64	29	737	1.41	2.10
20459047	3	76.2	3.50	88.8	200	1.37	3	76	29	737	1.69	2.51
20459048	4	101.6	4.56	115.7	150	1.03	4	101	29	737	2.42	3.61
20546328	6	152.4	6.62	168.4	150	1.03	6	152	29	737	4.43	2.01

Hose design factor 4:1.

V-WING SERIES
FLEXIBLE • LIGHTWEIGHT • DURABLE

Prospector™ Oilfield 300

Product Specifications

Application
Prospector™ Oilfield 300 is for use in the transfer hose service to clean sediment from oil storage tanks and other general-service applications. The tube is an oil-resistant synthetic rubber. Do not use with gasoline and other refined products when the aromatic content exceeds 35%.

Construction
> Tube
Nitrile
> Cover
Black SBR
> Reinforcement
Spiral-plied fabric with wire helix

Temperature Range
-35˚F to 180˚F (-37˚C to 82˚C)

Packaging
100' lengths, coiled and poly-wrapped

Branding (Spiral)
Example: Continental Prospector™ Oilfield 300

Couplings
Refer to the Continental Industrial Hose Assembly Manual for crimp specifications.

Stock Length
100'

Order Codes
543-098

Rating
300 psi and full vacuum

Prospector™ Oilfield 300

SAP #	ID		Nom. OD		Max. WP		Bend Radius		Vacuum HG		Weight	
	in.	mm	in.	mm	psi	MPa	in.	mm	in.	mm	lb./ft.	kg/m
20464301	2	51.1	2.5	64.3	300	2.07	4.5	114	29	737	1.21	0.17
20464302	3	76.1	3.0	90.8	300	2.07	7.0	178	29	737	1.97	0.27
20464303	4	102.1	4.7	119.7	300	2.07	10.0	254	29	737	3.16	0.44
20531361	5	127.4	5.9	150.3	300	2.07	20	508	29	737	5.34	0.74
20464305	6	152.4	6.9	175.4	300	2.07	24	610	29	737	6.66	9.91

Hose design factor 4:1.

Air & Multipurpose
General Purpose
Heavy Duty
Push-on
Chemical Transfer
Cleaning Equipment
Food & Beverage Transfer
Food Washdown
Marine
Material Handling
Abrasives
Bulk Transfer
Cement & Concrete
Mining
Petroleum
Aircraft Fueling
Dispensing
Dock
Rig Supply
Transfer Discharge
Transfer S&D
Specialty
Steam
Vacuum
Water
Discharge
Suction & Discharge
Washdown
Garden
Welding
Coupling Systems
Equipment
Appendix

Air & Multipurpose
General Purpose
Heavy Duty
Push-on
Chemical Transfer
Cleaning Equipment
Food & Beverage Transfer
Food Washdown
Marine
Material Handling
Abrasives
Bulk Transfer
Cement & Concrete
Mining
Petroleum
Aircraft Fueling
Dispensing
Dock
Rig Supply
Transfer Discharge
Transfer S&D
Specialty
Steam
Vacuum
Water
Discharge
Suction & Discharge
Washdown
Garden
Welding
Coupling Systems
Equipment
Appendix

Prospector™ Oilfield 150

Product Specifications

Application
Prospector™ Oilfield 150 is for use in the transfer hose service to clean sediment from oil storage tanks and other general-service applications. The tube is an oil-resistant synthetic rubber. Do not use with gasoline and other refined products when the aromatic content exceeds 35%.

Construction
> Tube
Synthetic rubber
> Cover
Black SBR synthetic rubber (smooth cover)
> Reinforcement
Spiral-plied synthetic fabric with wire helix

Temperature Range
-25˚F to 180˚F (-32˚C to 82˚C)

Packaging
100' lengths, coiled and poly-wrapped

Branding (Spiral)
Example: Continental Prospector™ Oilfield 150

Couplings
Use Continental Insta-Lock™ cam & groove fittings with this product. See the Coupling Systems information pages at the back of this catalog. Refer to the Continental Industrial Hose Assembly Manual for crimp specifications.

Order Codes
543-655

Prospector™ Oilfield 150

SAP #	ID		Nom. OD		Max. WP		Bend Radius		Vacuum HG		Weight	
Black	**in.**	**mm**	**in.**	**mm**	**psi**	**MPa**	**in.**	**mm**	**in.**	**mm**	**lb./ft.**	**kg/m**
20018018	1	25.4	1.49	37.8	150	1.03	4.0	102	29	737	0.64	0.95
20018020	1¼	31.75	1.74	44.2	150	1.03	4.0	102	29	737	0.77	1.14
20018023	1½	38.1	1.99	50.6	150	1.03	4.0	102	29	737	0.91	1.36
20018028	2	50.8	2.49	63.2	150	1.03	4.5	114	29	737	1.71	1.74
20018031	2½	63.5	3.01	76.4	150	1.03	5.75	146	29	737	1.48	2.20
20018034	3	76.2	3.54	89.9	150	1.03	7.0	178	29	737	1.91	2.84
20018037	4	101.6	4.59	116.5	150	1.03	10.0	254	29	737	2.82	4.19
20018042	6	152.4	6.76	171.7	150	1.03	19.0	483	29	737	5.75	8.56

Hose design factor 4:1.

Prospector™ Flex Oilfield

Product Specifications

Application
Prospector™ Flex Oilfield is for use in the tank truck service industry including oilfield applications, handling crude oil, drilling mud and diesel fuels. It can be used for in-plant transfer of diluted industrial chemical and petroleum waste, sludge and sediments. It is not recommended for refined petroleum products or concentrated industrial chemicals. Do not use with gasoline and other refined products where the aromatic content exceeds 35%.

Construction
> Tube
Black nitrile/SBR tube
> Cover
Black SBR synthetic rubber, corrugated
> Reinforcement
Synthetic fabric plies with wire helix

Temperature Range
-25˚F to 180˚F (-36˚C to 82˚C)

Packaging
Coiled and poly-wrapped

Branding (Spiral)
Continental Prospector™ Flex Oilfield 150 psi

Couplings
Refer to the Continental Industrial Hose Assembly Manual for crimp specifications.

Order Codes
543-456

Prospector™ Flex Oilfield

SAP #	ID		OD		Max. WP		Bend Radius		Vacuum HG		Weight	
	in.	mm	in.	mm	psi	MPa	in.	mm	in.	mm	lb./ft.	kg/m
20493494	1	25.4	1.40	35.6	150	1.03	2.0	51	29	737	0.52	0.77
20493495	1¼	31.8	1.65	41.9	150	1.03	2.5	64	29	737	0.63	0.94
20561721	1½	38.1	1.94	49.2	150	1.03	3.0	76	29	737	0.78	1.16
20345623	2	50.8	2.44	61.9	150	1.03	4.0	102	29	737	1.01	1.50
20493496	2½	63.5	2.99	76.0	150	1.03	5.0	127	29	737	1.44	2.14
20345624	3	76.2	3.52	89.4	150	1.03	6.0	152	29	737	1.85	2.75
20345790	4	101.6	4.52	114.9	150	1.03	9.0	229	29	737	2.56	3.81
20355930	6	152.4	6.59	167.4	150	1.03	15.0	381	29	737	4.39	6.53

Hose design factor 4:1.

Air & Multipurpose
General Purpose
Heavy Duty
Push-on
Chemical Transfer
Cleaning Equipment
Food & Beverage Transfer
Food Washdown
Marine
Material Handling
Abrasives
Bulk Transfer
Cement & Concrete
Mining
Petroleum
Aircraft Fueling
Dispensing
Dock
Rig Supply
Transfer Discharge
Transfer S&D
Specialty
Steam
Vacuum
Water
Discharge
Suction & Discharge
Washdown
Garden
Welding
Coupling Systems
Equipment
Appendix

Air & Multipurpose
General Purpose
Heavy Duty
Push-on
Chemical Transfer
Cleaning Equipment
Food & Beverage Transfer
Food Washdown
Marine
Material Handling
Abrasives
Bulk Transfer
Cement & Concrete
Mining
Petroleum
Aircraft Fueling
Dispensing
Dock
Rig Supply
Transfer Discharge
Transfer S&D
Specialty
Steam
Vacuum
Water
Discharge
Suction & Discharge
Washdown
Garden
Welding
Coupling Systems
Equipment
Appendix

Plicord® Super Black Flexwing®

Product Specifications

Application
Plicord® Super Black Flexwing® is a premium high-pressure petroleum transfer hose for handling ethanol blends, gasoline, oils and other petroleum products with up to 50% aromatic content. It has a maximum working pressure of 300 psi.

Construction
> Tube
Special fuel-resistant black nitrile synthetic rubber (ARPM Class A High Oil Resistance)
> Cover
Black polychloroprene synthetic rubber, ARPM Class A (High Oil Resistance), wrapped finish
> Reinforcement
Spiral-plied synthetic fabric with wire helix

Temperature Range
-35˚F to 200˚F (-37˚C to 93˚C)

Packaging
100' lengths, coiled and poly-wrapped

Branding
Example: Continental Flexwing® Petroleum Hose

Couplings
Use Continental Insta-Lock™ cam & groove fittings with this product. See the Coupling Systems information pages at the back of this catalog. Refer to the Continental Industrial Hose Assembly Manual for crimp specifications.

Order Codes
541-117 (6" diameter, 100' length)
543-117

Plicord® Super Black Flexwing®

SAP #	ID		Nom. OD		Max. WP		Bend Radius		Vacuum HG		Weight	
Black	in.	mm	in.	mm	psi	MPa	in.	mm	in.	mm	lb./ft.	kg/m
20472912	¾	19.1	1.28	32.5	300	2.07	2	51	29	737	0.57	0.85
20472913	1	25.4	1.53	38.9	300	2.07	3	75	29	737	0.70	1.04
20155914	1¼	31.8	1.87	47.1	300	2.07	4	100	29	737	0.99	1.48
20017550	1½	38.1	2.08	52.8	300	2.07	4	100	29	737	1.15	1.71
20017552	2	50.8	2.59	65.8	300	2.07	5	125	29	737	1.44	2.14
20017558	2½	63.5	3.11	79.0	300	2.07	6	150	29	737	1.84	2.74
20017560	3	76.2	3.65	92.7	300	2.07	7	175	29	737	2.39	3.56
20017564	4	101.6	4.83	122.7	300	2.07	10	254	29	737	3.76	5.60
20017568	5	127.0	5.87	149.0	300	2.07	20	500	29	737	5.10	7.60
20338990	6	152.4	7.21	183.3	300	2.07	24	600	29	737	8.46	12.60

Hose design factor 4:1.

Plicord® LW Black Flextra II™

Product Specifications

Application
This hose is used by tank trucks, bulk petroleum stations and others to transfer ethanol blends and petroleum products under pressure, suction and/or gravity flow. It is extremely flexible and lightweight to provide excellent service. It is not recommended where aromatic content exceeds 50%.

Construction
> Tube
Black nitrile (ARPM Class A) (High Oil Resistance)
> Cover
Black Chemivic (corrugated)
> Reinforcement
Spiral-plied synthetic fabric with double wire helix

Temperature Range
-40˚F to 180˚F (-40˚C to 82˚C)

Packaging
100' lengths, coiled and poly-wrapped

Branding (Spiral)
Example: Continental LW Black Flextra II™ 75 psi Max WP

Couplings
Refer to the Continental Industrial Hose Assembly Manual for crimp specifications.

Order Codes
543-562

Plicord® LW Black Flextra II™

SAP #	ID		Nom. OD		Max. WP		Bend Radius		Vacuum HG		Weight	
Black	in.	mm	in.	mm	psi	MPa	in.	mm	in.	mm	lb./ft.	kg/m
20017959	2	50.8	2.42	61.5	75	0.52	3	76	29	737	0.94	1.40
20017961	2½	63.5	2.92	74.2	75	0.52	4	102	29	737	1.22	1.82
20017962	3	76.2	3.40	86.4	75	0.52	4	102	29	737	1.39	2.07
20017965	4	101.6	4.53	115.1	75	0.52	7	178	29	737	2.37	3.53

Hose design factor 4:1.

Air & Multipurpose
General Purpose
Heavy Duty
Push-on
Chemical Transfer
Cleaning Equipment
Food & Beverage Transfer
Food Washdown
Marine
Material Handling
Abrasives
Bulk Transfer
Cement & Concrete
Mining
Petroleum
Aircraft Fueling
Dispensing
Dock
Rig Supply
Transfer Discharge
Transfer S&D
Specialty
Steam
Vacuum
Water
Discharge
Suction & Discharge
Washdown
Garden
Welding
Coupling Systems
Equipment
Appendix

Air & Multipurpose
General Purpose
Heavy Duty
Push-on
Chemical Transfer
Cleaning Equipment
Food & Beverage Transfer
Food Washdown
Marine
Material Handling
Abrasives
Bulk Transfer
Cement & Concrete
Mining
Petroleum
Aircraft Fueling
Dispensing
Dock
Rig Supply
Transfer Discharge
Transfer S&D
Specialty
Steam
Vacuum
Water
Discharge
Suction & Discharge
Washdown
Garden
Welding
Coupling Systems
Equipment
Appendix

Red Flextra®

Product Specifications

Application
Red Flextra® is for the transfer of ethanol blends, gasoline and other petroleum-based products under pressure, gravity flow or full-suction where maximum flexibility is needed.

Construction
> Tube
Nitrile synthetic rubber, ARPM Class A (High Oil Resistance)
> Cover
Red Wingprene®, corrugated synthetic rubber, ARPM Class C (Low Oil Resistance)
> Reinforcement
Spiral-plied synthetic fabric with double wire helix

Temperature Range
-30˚F to 180˚F (-34˚C to 82˚C)

Packaging
100' lengths, coiled and poly-wrapped

Branding (Spiral)
Example: Continental Red Flextra® Made in Canada

Couplings
Use Continental Insta-Lock™ cam & groove fittings with this product. See the Coupling Systems information pages at the back of this catalog. Refer to the Continental Industrial Hose Assembly Manual for crimp specifications.

Order Codes
543-120 (150)
543-123 (100)

Red Flextra® 100

SAP #	ID		Nom. OD		Max. WP		Bend Radius		Vacuum HG		Weight	
Red	in.	mm	in.	mm	psi	MPa	in.	mm	in.	mm	lb./ft.	kg/m
20017589	2	50.8	2.38	60.3	100	0.69	4	102	29	737	0.83	1.09
20017593	2½	63.5	2.88	73.2	100	0.69	5	127	29	737	1.09	1.62
20017598	3	76.2	3.41	86.6	100	0.69	6	152	29	737	1.41	2.10
20017600	4	101.6	4.53	115.1	100	0.69	9	229	29	737	2.23	3.32

Hose design factor 4:1.

Red Flextra® 150

SAP #	ID		Nom. OD		Max. WP		Bend Radius		Vacuum HG		Weight	
Red	in.	mm	in.	mm	psi	MPa	in.	mm	in.	mm	lb./ft.	kg/m
20017582	2	50.8	2.52	64.0	150	1.03	4	102	29	737	1.18	1.76
20017583	3	76.2	3.59	91.2	150	1.03	6	152	29	737	1.99	2.96
20017584	4	101.6	4.61	117.1	150	1.03	9	229	29	737	2.66	3.96

Hose design factor 4:1.

Plicord® Arctic Flexwing®

Product Specifications

Application
Plicord® Arctic Flexwing® is for use in low-temperature operations for transferring gasoline, oil and other petroleum products.

Construction
> Tube
Ultra-low-temperature oil-resistant synthetic rubber, ARPM Class A (High Oil Resistance)
> Cover
Blue ultra-low-temperature synthetic rubber, ARPM Class A (High Oil Resistance) with red spiral stripe. Smooth cover, wrapped finish.
> Reinforcement
Spiral-plied synthetic fabric with wire helix

Temperature Range
-65˚F to 180˚F (-54˚C to 82˚C)

Packaging
100' lengths, coiled and poly-wrapped

Branding (Spiral)
Example: Continental Arctic Flexwing® 150 psi WP

Couplings
Use Continental Insta-Lock™ cam & groove fittings with this product. See the Coupling Systems information pages at the back of this catalog. Refer to the Continental Industrial Hose Assembly Manual for crimp specifications.

Order Codes
543-650

Plicord® Arctic Flexwing®

SAP #	ID		Nom. OD		Max. WP		Bend Radius		Vacuum HG		Weight	
Blue	**in.**	**mm**	**in.**	**mm**	**psi**	**MPa**	**in.**	**mm**	**in.**	**mm**	**lb./ft.**	**kg/m**
20017996	1¼	31.8	1.73	43.9	150	1.03	3	80	29	737	0.66	0.98
20017997	1½	38.1	1.98	50.3	150	1.03	4	102	29	737	0.82	1.22
20018001	2	50.8	2.50	63.5	150	1.03	5	127	29	737	1.07	1.59
20018002	2½	63.5	3.09	78.5	150	1.03	6	152	29	737	1.64	2.44
20018004	3	76.2	3.58	90.9	150	1.03	7	178	29	737	1.92	2.86
20018005	4	101.6	4.70	119.4	150	1.03	10	254	29	737	2.88	4.29

Hose design factor 4:1.

Air & Multipurpose
General Purpose
Heavy Duty
Push-on
Chemical Transfer
Cleaning Equipment
Food & Beverage Transfer
Food Washdown
Marine
Material Handling
Abrasives
Bulk Transfer
Cement & Concrete
Mining
Petroleum
Aircraft Fueling
Dispensing
Dock
Rig Supply
Transfer Discharge
Transfer S&D
Specialty
Steam
Vacuum
Water
Discharge
Suction & Discharge
Washdown
Garden
Welding
Coupling Systems
Equipment
Appendix

Air & Multipurpose
General Purpose
Heavy Duty
Push-on
Chemical Transfer
Cleaning Equipment
Food & Beverage Transfer
Food Washdown
Marine
Material Handling
Abrasives
Bulk Transfer
Cement & Concrete
Mining
Petroleum
Aircraft Fueling
Dispensing
Dock
Rig Supply
Transfer Discharge
Transfer S&D
Specialty
Steam
Vacuum
Water
Discharge
Suction & Discharge
Washdown
Garden
Welding
Coupling Systems
Equipment
Appendix

Arctic ExtremeFlex™
A New Degree of Flexibility

Product Specifications

Application
Arctic ExtremeFlex™ is an extremely flexible and lightweight drop hose for transfer of petroleum-based products under suction, low-pressure discharge or gravity flow. It can maintain flexibility down to -65˚F (-54˚C).

Construction
> Tube
Black nitrile, ARPM Class A (High Oil Resistance)
> Cover
Corrugated black Wingprene® synthetic rubber (wrapped impression), blue spiral stripe
Corrugated blue Wingprene® synthetic rubber (wrapped impression), red spiral stripe
> Reinforcement
Spiral-plied synthetic fabric with double wire helix

Temperature Range
-65˚F to 180˚F (-54˚C to 82˚C)

Packaging
Coiled and poly-wrapped

Branding (Spiral)
Example: Continental Plicord® Arctic ExtremeFlex™ Petroleum Transfer 150 psi WP

Couplings
Use Continental Insta-Lock™ cam & groove fittings.
Refer to the Continental Industrial Hose Assembly Manual for crimp specifications.

Non-Stock/Sizes
400' minimum order

Order Codes
543-451 (blue)
543-807 (black)

Arctic ExtremeFlex™

SAP #		ID		Nom. OD		Max. WP		Bend Radius		Vacuum HG		Weight	
Black	Blue	in.	mm	in.	mm	psi	MPa	in.	mm	in.	mm	lb./ft.	kg/m
20476228	20484433	2	51	2.50	63.5	150	1.03	2	51	29	737	1.08	1.61
20476229	20484435	3	76	3.48	88.5	150	1.03	3	76	29	737	1.62	2.41
20476250	20484436	4	102	4.55	115.7	150	1.03	4	102	29	737	2.35	3.50

Hose design factor 4:1.

V-WING SERIES
FLEXIBLE • LIGHTWEIGHT • DURABLE

LW Arctic Tank Truck

Product Specifications

Application
LW Arctic Tank Truck is for the transfer of petroleum-based products under suction, low-pressure discharge or gravity flow. It can maintain flexibility down to -65˚F (-54˚C).

Construction
> Tube
Black nitrile, ARPM Class A (High Oil Resistance)
> Cover
Blue Wingprene® (corrugated)
> Reinforcement
Spiral-plied synthetic fabric with double wire helix

Temperature Range
-65˚F to 180˚F (-54˚C to 82˚C)

Packaging
100' lengths, coiled and poly-wrapped

Branding (Spiral)
Example: Continental LW Arctic Tank Truck 150 psi / 10 bar

Couplings
Contact fitting manufacturer for proper fitting recommendation and coupling procedure.

Order Codes
543-365

LW Arctic Tank Truck

SAP #	ID		Nom. OD		Max. WP		Bend Radius		Vacuum HG		Weight	
Blue	in.	mm	in.	mm	psi	MPa	in.	mm	in.	mm	lb./ft.	kg/m
20017813	2	50.8	2.53	64.3	200	1.38	4	100	29	737	1.11	1.64
20117198	2½	63.5	3.02	76.7	150	1.03	5	125	29	737	1.42	2.11
20017814	3	76.2	3.55	90.2	150	1.03	6	150	29	737	1.83	2.72
20017815	4	101.6	4.61	117.1	150	1.03	9	225	29	737	2.62	3.90

Hose design factor 4:1.

Air & Multipurpose
General Purpose
Heavy Duty
Push-on
Chemical Transfer
Cleaning Equipment
Food & Beverage Transfer
Food Washdown
Marine
Material Handling
Abrasives
Bulk Transfer
Cement & Concrete
Mining
Petroleum
Aircraft Fueling
Dispensing
Dock
Rig Supply
Transfer Discharge
Transfer S&D
Specialty
Steam
Vacuum
Water
Discharge
Suction & Discharge
Washdown
Garden
Welding
Coupling Systems
Equipment
Appendix

Air & Multipurpose
General Purpose
Heavy Duty
Push-on
Chemical Transfer
Cleaning Equipment
Food & Beverage Transfer
Food Washdown
Marine
Material Handling
Abrasives
Bulk Transfer
Cement & Concrete
Mining
Petroleum
Aircraft Fueling
Dispensing
Dock
Rig Supply
Transfer Discharge
Transfer S&D
Specialty
Steam
Vacuum
Water
Discharge
Suction & Discharge
Washdown
Garden
Welding
Coupling Systems
Equipment
Appendix

Flexwing® VersaFuel™

Product Specifications

Application
Flexwing® VersaFuel™ is for use in tank truck and in-plant operations to transfer diesel, biodiesel blends, B-100, ethanol blends, gasoline, oil and petroleum-based products with up to 60% aromatic content.

Construction
> Tube
Synthetic rubber (static dissipating)
> Cover
Black synthetic rubber with excellent resistance to biodiesel, ethanol, oil/petroleum products and abrasion
> Reinforcement
Spiral-plied synthetic fabric with helix wire

Temperature Range
-30˚F to 180˚F (-34˚C to 82˚C)

Packaging
100' lengths, coiled and poly-wrapped.

Branding (Spiral)
Example: Continental Flexwing® VersaFuel™
150 psi WP

Couplings
Use Continental Insta-Lock™ cam & groove fittings with this product. Refer to the Continental Industrial Hose Assembly Manual for crimp specifications.

Non-Stock/Sizes
400' minimum order

Order Codes
543-422

Flexwing® VersaFuel™

SAP #	ID		Nom. OD		Max. WP		Bend Radius		Vacuum HG		Weight	
Black	**in.**	**mm**	**in.**	**mm**	**psi**	**MPa**	**in.**	**mm**	**in.**	**mm**	**lb./ft.**	**kg/m**
20339606	1	25.4	1.50	38.1	150	1.03	2	50	29	737	0.59	0.88
20339625	1¼	32.0	1.77	44.8	150	1.03	3	75	29	737	0.74	1.10
20339626	1½	38.0	2.03	51.7	150	1.03	4	100	29	737	0.92	1.37
20339628	2	51.2	2.55	64.9	150	1.03	5	125	29	737	1.21	1.80
20339627	2½	63.7	3.07	77.9	150	1.03	6	150	29	737	1.56	2.32
20339629	3	76.1	3.58	91.0	150	1.03	7	175	29	737	1.94	2.89
20339650	4	102.1	4.60	117.0	150	1.03	10	200	29	737	2.53	3.77

Hose design factor 4:1.

VersaFuel™ Flex

Product Specifications

Application
VersaFuel™ Flex is a flexible and lightweight hose designed to convey a multitude of new fuels. Used by tank trucks and bulk petroleum stations to trasfer diesel, gasoline, biodiesel blends up to B100, ethanol blends up to E100 and petroleum-based products with up to 60% aromatic content. Full suction rating.

Construction
> Tube
EPDM synthetic rubber, peroxide cured, no zinc
> Cover
Black Chemivic synthetic rubber, corrugated
> Reinforcement
Spiral-plied synthetic fabric with helix wire

Temperature Range
-30˚F to 180˚F (-34˚C to 82˚C)

Packaging
Coiled and poly-wrapped.

Branding (Spiral)
Continental VersaFuel™ Flex

Couplings
Refer to the Continental Industrial Hose Assembly Manual for crimp specifications.

Order Codes
543-636

VersaFuel™ Flex

SAP #	ID		Nom. OD		Max. WP		Bend Radius		Vacuum HG		Weight	
Black	**in.**	**mm**	**in.**	**mm**	**psi**	**MPa**	**in.**	**mm**	**in.**	**mm**	**lb./ft.**	**kg/m**
20459628	1	25.4	1.43	36.4	150	1.03	1	25.4	29	737	0.55	0.82
20459629	1½	38.1	1.94	49.4	150	1.03	1½	38.1	29	737	0.73	1.09
20459650	2	50.8	2.45	62.3	150	1.03	2	50.8	29	737	0.96	1.43
20459651	2½	63.5	3.00	76.3	150	1.03	2½	63.5	29	737	1.41	2.10
20459652	3	76.2	3.52	89.3	150	1.03	3	76.2	29	737	1.69	2.51
20459655	4	101.6	4.58	116.4	150	1.03	4	101.6	29	737	2.42	3.60

Hose design factor 4:1.

Air & Multipurpose
General Purpose
Heavy Duty
Push-on
Chemical Transfer
Cleaning Equipment
Food & Beverage Transfer
Food Washdown
Marine
Material Handling
Abrasives
Bulk Transfer
Cement & Concrete
Mining
Petroleum
Aircraft Fueling
Dispensing
Dock
Rig Supply
Transfer Discharge
Transfer S&D
Specialty
Steam
Vacuum
Water
Discharge
Suction & Discharge
Washdown
Garden
Welding
Coupling Systems
Equipment
Appendix

Air & Multipurpose
General Purpose
Heavy Duty
Push-on
Chemical Transfer
Cleaning Equipment
Food & Beverage Transfer
Food Washdown
Marine
Material Handling
Abrasives
Bulk Transfer
Cement & Concrete
Mining
Petroleum
Aircraft Fueling
Dispensing
Dock
Rig Supply
Transfer Discharge
Transfer S&D
Specialty
Steam
Vacuum
Water
Discharge
Suction & Discharge
Washdown
Garden
Welding
Coupling Systems
Equipment
Appendix

Pyroflex® Hot Tar & Asphalt II

Product Specifications

Application
This hose is for the transfer of high-temperature petroleum-based materials such as tar, asphalt and hot oils. It is suitable for suction and discharge service on tank trucks, tank cars or at bulk stations. It has a heat-resistant tube and aramid reinforcement (hot oils only rated to 200˚F/93˚C).

Construction
> Tube
Black nitrile (special heat-resistant) synthetic rubber, ARPM Class A (High Oil Resistance)
> Cover
Black Wingprene® synthetic rubber, ARPM Class A (High Oil Resistance) with spiral red stripe
> Reinforcement
Spiral-plied aramid with wire helix

Temperature Range
-25˚F to 350˚F (-32˚C to 177˚C)

Packaging
100' lengths, coiled and poly-wrapped

Branding (Spiral)
Example: Continental Pyroflex® Hot Tar & Asphalt II 150 psi

Couplings
Contact fitting manufacturer for proper fitting recommendation and coupling procedure.

Order Codes
543-118

Pyroflex® Hot Tar & Asphalt II

SAP #	ID		Nom. OD		Max. WP		Bend Radius		Vacuum HG		Weight	
Black	**in.**	**mm**	**in.**	**mm**	**psi**	**MPa**	**in.**	**mm**	**in.**	**mm**	**lb./ft.**	**kg/m**
20017573	1½	38.1	2.08	52.8	150	1.03	4	102	29	737	1.04	1.55
20017574	2	50.8	2.60	66.0	150	1.03	5	127	29	737	1.33	1.98
20046059	2½	63.5	3.09	78.6	150	1.03	6	152	29	737	1.67	2.49
20017578	3	76.2	3.65	92.8	150	1.03	7	178	29	737	2.23	3.32
20017580	4	101.6	4.68	118.8	150	1.03	10	254	29	737	2.91	4.34

Hose design factor 4:1.

Infinity™ HD Fuel Drop

Product Specifications

Application
This hose is constructed with the exclusive PVC double helix for superior flexibility, abrasion resistance and a low coefficiency of friction for ease of maneuverability. Lightweight in construction, Infinity™ HD (Heavy Duty) is designed for higher working pressure applications (150 psi). It is suitable in gravity flow or medium suction at an ambient temperature. It is designed to transfer biodiesel and ethanol blends, gasoline and other petroleum products with an aromatic content of 60% or less.

Construction
> Tube
Black nitrile synthetic rubber (static dissipating)
> Cover
Black Chemivic synthetic rubber with double orange PVC outer helix with static wire
> Reinforcement
Synthetic fabric plies

Temperature Range
-30˚F to 160˚F (-34˚C to 71˚C)

Packaging
Coiled and poly-wrapped. For cut length, check with your Continental authorized distributor.

Branding
Infinity™ HD Drop Hose 150 psi Continental

Couplings
Use Continental Insta-Lock™ cam & groove fittings with this product. See the Coupling Systems information pages at the back of this catalog.

Order Codes
543-138

Infinity™ HD Fuel Drop

SAP #	ID		Nom. OD		Max. WP		Bend Radius		Vacuum HG		Weight	
Black w/ Double Orange Helix	**in.**	**mm**	**in.**	**mm**	**psi**	**MPa**	**in.**	**mm**	**in.**	**mm**	**lb./ft.**	**kg/m**
20439969	2	50.8	2.78	70.50	150	1.03	2.5	63.6	23	584	1.01	1.50
20439980	3	76.2	3.78	96.3	150	1.03	3.5	89.0	23	584	1.51	2.25
20439981	4	101.6	4.78	122.3	150	1.03	4.5	114.3	23	584	2.08	3.09

Hose design factor 4:1.

Air & Multipurpose
General Purpose
Heavy Duty
Push-on
Chemical Transfer
Cleaning Equipment
Food & Beverage Transfer
Food Washdown
Marine
Material Handling
Abrasives
Bulk Transfer
Cement & Concrete
Mining
Petroleum
Aircraft Fueling
Dispensing
Dock
Rig Supply
Transfer Discharge
Transfer S&D
Specialty
Steam
Vacuum
Water
Discharge
Suction & Discharge
Washdown
Garden
Welding
Coupling Systems
Equipment
Appendix

Air & Multipurpose
General Purpose
Heavy Duty
Push-on
Chemical Transfer
Cleaning Equipment
Food & Beverage Transfer
Food Washdown
Marine
Material Handling
Abrasives
Bulk Transfer
Cement & Concrete
Mining
Petroleum
Aircraft Fueling
Dispensing
Dock
Rig Supply
Transfer Discharge
Transfer S&D
Specialty
Steam
Vacuum
Water
Discharge
Suction & Discharge
Washdown
Garden
Welding
Coupling Systems
Equipment
Appendix

Infinity™ Fuel Drop

Product Specifications

Application
The Infinity™ Fuel Drop Hose is constructed with the exclusive PVC double helix for superior flexibility, abrasion resistance and a low coefficiency of friction for ease of maneuverability. Lightweight in construction, it is designed to transfer biodiesel and ethanol blends, gasoline and other petroleum products under pressure, gravity flow or medium suction (up to 23" Hg) at an ambient temperature and with an aromatic content of 60% or less.

Construction
> Tube
Black nitrile synthetic rubber (static dissipating)
> Cover
Black Chemivic synthetic rubber with orange & green PVC outer helix with static wire
> Reinforcement
Synthetic fabric plies

Temperature Range
-30˚F to 160˚F (-34˚C to 71˚C)

Packaging
Coiled and poly-wrapped. For cut length, check with your Continental distributors.

Branding
Example: Infinity™ Drop Hose Continental

Couplings
Refer to the Continental Industrial Hose Assembly Manual for crimp specifications.

Order Codes
543-773

Infinity™ Fuel Drop

SAP #	ID		Nom. OD		Max. WP		Bend Radius		Vacuum HG		Weight	
Black	**in.**	**mm**	**in.**	**mm**	**psi**	**MPa**	**in.**	**mm**	**in.**	**mm**	**lb./ft.**	**kg/m**
20414700	2	50.8	2.78	70.50	150	1.03	2	51	23	584	1.02	1.52
20414701	3	76.2	3.78	95.9	100	0.69	3	76	23	584	1.46	2.17
20414702	4	101.6	4.78	121.5	75	0.52	4	102	23	584	1.90	2.82

Hose design factor 4:1.

Paladin®



Product Specifications

Application
Paladin® is designed as a lightweight and flexible hose to transfer biodiesel and ethanol blends, gasoline and other petroleum products under pressure, gravity flow or medium suction (up to 23" Hg) at ambient temperature. Maximum aromatic content should not exceed 60%. Its outer PVC helix provides abrasion resistance and a low coefficiency of friction.

Construction
> Tube
Black nitrile synthetic rubber (static dissipating)
> Cover
Black Chemivic synthetic rubber with single orange PVC outer helix with static wire
> Reinforcement
Synthetic fabric plies

Temperature Range
-30˚F to 160˚F (34˚C to 71˚C)

Packaging
100' lengths, coiled and bagel-packed

Branding
Example: Continental Paladin® Drop Hose (Date Code) Made in Canada

Couplings
Use Continental Insta-Lock™ cam & groove fittings with this product. Refer to the Continental Industrial Hose Assembly Manual for crimp specifications.

Order Codes
543-227

Paladin®

SAP #	ID		Nom. OD		Max. WP		Bend Radius		Vacuum HG		Weight	
Black	**in.**	**mm**	**in.**	**mm**	**psi**	**MPa**	**in.**	**mm**	**in.**	**mm**	**lb./ft.**	**kg/m**
20130856	2	50.8	2.84	72.0	150	1.03	3	76	23	584	0.93	1.38
20130857	3	76.2	3.85	97.8	150	1.03	4	102	23	584	1.39	2.07
20131000	4	101.6	4.87	123.8	75	0.52	5	127	23	584	1.75	2.60

Hose design factor 4:1.

Air & Multipurpose
General Purpose
Heavy Duty
Push-on
Chemical Transfer
Cleaning Equipment
Food & Beverage Transfer
Food Washdown
Marine
Material Handling
Abrasives
Bulk Transfer
Cement & Concrete
Mining
Petroleum
Aircraft Fueling
Dispensing
Dock
Rig Supply
Transfer Discharge
Transfer S&D
Specialty
Steam
Vacuum
Water
Discharge
Suction & Discharge
Washdown
Garden
Welding
Coupling Systems
Equipment
Appendix

Air & Multipurpose
General Purpose
Heavy Duty
Push-on
Chemical Transfer
Cleaning Equipment
Food & Beverage Transfer
Food Washdown
Marine
Material Handling
Abrasives
Bulk Transfer
Cement & Concrete
Mining
Petroleum
Aircraft Fueling
Dispensing
Dock
Rig Supply
Transfer Discharge
Transfer S&D
Specialty
Steam
Vacuum
Water
Discharge
Suction & Discharge
Washdown
Garden
Welding
Coupling Systems
Equipment
Appendix

Velocity™ Petroleum

Product Specifications

Application
Velocity™ Petroleum is a gasoline tank truck gravity drop hose. It is for use with gasoline, gasoline with 10% ethanol, E85, 100% ethanol, diesel, B20 and B100 biodiesel, and kerosene. Fully compatible with fuels that meet ASTM D5798, D4806 and D6751.

Construction
> Tube
Light and heavy oil resistant smooth bore TPU
> Cover
Clear PVC
> Reinforcement
Rigid PVC helix and polyester braiding with corrugated exterior
> Wire
Static dissipating wire under the helix

Temperature Range
-40˚F to 140˚F (-40˚C to 60˚C)

Packaging
Poly-wrapped coils in 20' and 100' lengths

Branding
Example: Continental Velocity™ Petroleum 70 psi
Made in USA Date Code

Order Codes
591-104

Velocity™ Petroleum

SAP #	ID		Nom. OD		Max. WP		Weight		Vacuum HG		Bend Radius		Length	
	in.	mm	in.	mm	psi	MPa	lb./ft.	kg/m	in.	mm	in.	mm	ft.	m
21125170	3	76.2	3.71	94.2	70	0.48	1.42	2.12	29	737	6	152	20	6.1
21120009	3	76.2	3.71	94.2	70	0.48	1.42	2.12	29	737	6	152	100	30.5
20956664	4	101.6	4.75	120.6	65	0.45	1.85	2.75	29	737	7	178	20	6.1
21123890	4	101.6	4.75	120.6	65	0.45	1.85	2.75	29	737	7	178	100	30.5

Hose design factor 4:1.

Spiraflex® Polyurethane Vapor Recovery

Product Specifications

Application
This hose is for the recovery of gasoline vapors in tank truck loading at bulk terminals and in tank truck unloading at service stations.

Construction
> Tube
Transparent polyurethane
> Cover
Transparent polyurethane
> Reinforcement
Red rigid Pliovic® helix, available with static wire placed between the tube and cover

Temperature Range
-30˚F to 150˚F (-34˚C to 66˚C)

Packaging
100' lengths, coiled and poly-wrapped

Branding
Not branded

Couplings
Contact fitting manufacturer for proper fitting recommendation and coupling procedure.

Order Codes
586-465 (without static wire)
586-468 (static wire)

Spiraflex® Polyurethane Vapor Recovery

SAP #		ID		Nom. OD		Max. WP		Bend Radius		Weight		Vacuum HG	
W/out Static Wire	Static Wire	in.	mm	in.	mm	psi	MPa	in.	mm	lb./ft.	kg/m	in.	mm
20562108	20013586	2	50.8	2.47	62.7	30	0.21	3	76	0.57	0.85	29.0	737
20013561	20013587	3	76.2	3.41	86.6	20	0.14	4	102	0.68	1.01	29.0	737
20013562	20013588	4	101.6	4.51	114.6	15	0.10	7	178	0.98	1.46		

Hose design factor 3:1.

Air & Multipurpose
General Purpose
Heavy Duty
Push-on
Chemical Transfer
Cleaning Equipment
Food & Beverage Transfer
Food Washdown
Marine
Material Handling
Abrasives
Bulk Transfer
Cement & Concrete
Mining
Petroleum
Aircraft Fueling
Dispensing
Dock
Rig Supply
Transfer Discharge
Transfer S&D
Specialty
Steam
Vacuum
Water
Discharge
Suction & Discharge
Washdown
Garden
Welding
Coupling Systems
Equipment
Appendix

Air & Multipurpose
General Purpose
Heavy Duty
Push-on
Chemical Transfer
Cleaning Equipment
Food & Beverage Transfer
Food Washdown
Marine
Material Handling
Abrasives
Bulk Transfer
Cement & Concrete
Mining
Petroleum
Aircraft Fueling
Dispensing
Dock
Rig Supply
Transfer Discharge
Transfer S&D
Specialty
Steam
Vacuum
Water
Discharge
Suction & Discharge
Washdown
Garden
Welding
Coupling Systems
Equipment
Appendix

Alternative Fuel Compatibility For Tubes and Covers Of Continental Fuel Transfer Hoses

Compatibility by Product

All Continental Fuel Transfer Hoses are compatible with gasoline and diesel			Hose Tube & Cover Compatibility Ethanol & Biodiesel						
Product	**Product Code**	**Aromatic Content**	**E-100 100% Ethanol**	**E-85 85% Ethanol**	**E-15 15% Ethanol**	**E-10 10% Ethanol**	**B-100 100% Biodiesel**	**B-50 50% Biodiesel**	**B-20 20% Biodiesel**
Flexwing VersaFuel	543-422	60%	Tube & Cover	Tube & Cover	Tube & Cover	Tube & Cover	Tube & Cover	Tube & Cover	Tube & Cover
Flexwing VersaFuel Flex	543-636	60%	Tube & Cover	Tube & Cover	Tube & Cover	Tube & Cover	Tube & Cover	Tube & Cover	Tube & Cover
Infinity	543-773	60%	Tube & Cover	Tube & Cover	Tube & Cover	Tube & Cover	Tube & Cover	Tube & Cover	Tube & Cover
Infinity HD	543-138	60%	Tube & Cover	Tube & Cover	Tube & Cover	Tube & Cover	Tube & Cover	Tube & Cover	Tube & Cover
LW Arctic Tank Truck	543-365	50%	Tube & Cover	Tube & Cover	No	No	No	No	No
Paladin	543-227	60%	Tube & Cover	Tube & Cover	Tube & Cover	Tube & Cover	Tube & Cover	Tube & Cover	Tube & Cover
Plicord Arctic Flexwing	543-650	50%	Tube & Cover	Tube & Cover	No	No	No	No	No
Plicord ExtremeFlex	543-216	50%	Tube & Cover	Tube & Cover	Tube & Cover	Tube & Cover	No	No	No
Plicord Flexwing Petroleum	543-109	50%	Tube & Cover	Tube & Cover	Tube & Cover	Tube & Cover	No	No	No
Plicord Fuel Discharge	543-331	50%	Tube & Cover	Tube & Cover	Tube & Cover	Tube & Cover	No	No	No
Plicord LW Black Flextra II	543-562	50%	Tube & Cover	Tube & Cover	Tube & Cover	Tube & Cover	No	No	No
Plicord Super Black Flexwing	543-117	50%	Tube & Cover	Tube & Cover	Tube & Cover	Tube & Cover	No	No	No
Red Flextra 100	543-123	60%	Tube & Cover	Tube & Cover	Tube & Cover	Tube & Cover	No	No	No
Red Flextra 150	543-120	50%	Tube & Cover	Tube & Cover	Tube & Cover	Tube & Cover	No	No	No

Specialty

	Page
Ag Spray 600	267
DEF Transfer Hose – Braided	272
DEF Transfer Hose – Hand Built	271
Fire Engine Booster	264
Fire Extinguisher Booster UL92	265
Hydrocarbon Drain Hose – Braided	269
Hydrocarbon Drain Hose – Hand Built	270
LPG Delivery Pro	263
LPG Delivery Pro Premade Factory Assemblies	262
Nitrogen Service Hose	268
NR Spray	266

Air & Multipurpose
General Purpose
Heavy Duty
Push-on
Chemical Transfer
Cleaning Equipment
Food & Beverage Transfer
Food Washdown
Marine
Material Handling
Abrasives
Bulk Transfer
Cement & Concrete
Mining
Petroleum
Aircraft Fueling
Dispensing
Dock
Rig Supply
Transfer Discharge
Transfer S&D
Specialty
Steam
Vacuum
Water
Discharge
Suction & Discharge
Washdown
Garden
Welding
Coupling Systems
Equipment
Appendix

LPG Delivery Pro™ Premade Factory Assemblies

Product Specifications

Application
LPG Delivery Pro™ is for residential and commercial delivery/transfer of liquid propane gas. It has excellent cold weather flexibility, a smooth cover for low drag resistance and a low extraction tube to reduce contamination. This hose meets UL, CGA and DOT requirements – the only UL-Listed LPG bobtail transfer assembly available on the market. All hoses are approved for use in LPG bobtail delivery, LPG dispensing and LPG industrial portable heater applications only. Additional applications require prior approval. **Not for LP appliances or other consumer applications.**

Construction
> Tube
Black nitrile
> Cover
Synthetic rubber
> Reinforcement
Four textile spiral reinforced

Temperature Range
-40˚F to 180˚F (-40˚C to 82˚C)

Packaging
Coupled assemblies, carton packaged with test certificates

Branding
Example: 1" (25.4 mm) LPG Delivery Pro™ CGA Type 1 LPG-Hose Issue No. E-8167 350 psi (2.4 MPa) Max WP Made in USA

Couplings
Male NPT, factory-installed crimped fittings

Order Codes
581-412

LPG Delivery Pro™ Call customer service or field sales for additional lengths.

SAP #	Length	ID		Nom. OD		Max. WP		Weight	
	ft.	in.	mm	in.	mm	psi	MPa	lb./ft.	kg/m
20581706	100	1/2	12.7	0.93	23.6	350	2.41	0.25	0.37
20487242	150	3/4	19.1	1.23	31.2	350	2.41	0.38	0.57
20458416	150	1	25.4	1.49	37.8	350	2.41	0.51	0.76
20943899	100	1¼	31.8	1.79	45.6	350	2.41	0.67	1.00
20796315	125	1½	38.1	2.04	51.8	350	2.41	0.78	1.16

Hose design factor 5:1.

LPG Delivery Pro™

Product Specifications

Application
LPG Delivery Pro™ is for residential and commercial delivery/transfer of liquid propane gas, LPG dispensing and LPG and Natural Gas industrial portable heaters. It has excellent cold weather flexibility, a smooth cover for low drag resistance and a low extraction tube to reduce contamination. This hose meets UL, CGA and DOT requirements. Additional applications require prior approval. **Not for LP appliances or other consumer applications.**

Construction
> Tube
Black nitrile
> Cover
Synthetic rubber
> Reinforcement
Four textile spiral reinforced

Temperature Range
-40˚F to 180˚F (-40˚C to 82˚C)

Packaging
Continental Industrial STAR Distributor LPG Bulk Packaging:
1/2": 500' reels, maximum 3 pieces, 50' increments
3/4": 500' reels, maximum 3 pieces, 50' increments
1": 450' reels, maximum 3 pieces, 50' increments
1¼": 400' reels, maximum 3 pieces, 50' increments
1½": 300' reels, maximum 3 pieces, 50' increments
Note: UL Approved factory assemblies also available. Contact customer service for pricing and order codes.

Branding
Example: 1" (25.4 mm) LPG Delivery Pro™ CGA Type 1 LPG-Hose Issue No. E-8167 350 psi (2.4 MPa) Max WP Made in USA

Couplings
For STAR Distributors, please refer to LPG Delivery Pro™ crimp specs and use Continental approved male NPT fittings. Premade factory assemblies are also available.

Order Codes
595-042

LPG Delivery Pro™

SAP #	ID		Nom. OD		Max. WP		Weight	
	in.	mm	in.	mm	psi	MPa	lb./ft.	kg/m
20640184	1/2	12.7	0.93	23.6	350	2.41	0.25	0.37
20640185	3/4	19.1	1.23	31.2	350	2.41	0.38	0.57
20889288	1	25.4	1.49	37.8	350	2.41	0.51	0.76
20942586	1¼	31.8	1.79	45.6	350	2.41	0.67	1.00
20933077	1½	38.1	2.04	51.8	350	2.41	0.78	1.16

Hose design factor 5:1.

Air & Multipurpose
General Purpose
Heavy Duty
Push-on
Chemical Transfer
Cleaning Equipment
Food & Beverage Transfer
Food Washdown
Marine
Material Handling
Abrasives
Bulk Transfer
Cement & Concrete
Mining
Petroleum
Aircraft Fueling
Dispensing
Dock
Rig Supply
Transfer Discharge
Transfer S&D
Specialty
Steam
Vacuum
Water
Discharge
Suction & Discharge
Washdown
Garden
Welding
Coupling Systems
Equipment
Appendix

Fire Engine Booster

Product Specifications

Application
Fire Engine Booster is for use in high-pressure fire engine booster services. It also has many applications in other heavy-duty industrial and municipal operations.

Construction
> Tube
Synthetic rubber
> Cover
Red synthetic rubber
> Reinforcement
Two braided synthetic yarn

Temperature Range
0˚F to 180˚F (-18˚C to 82˚C)

Packaging
Cartons: 1000' (50' increments)
Cut lengths: 50' (2 pieces); 100' (1 piece)
Coupled lengths: 50' (2 pieces); 100' (1 piece)

Branding
Example: Continental Fire Engine Booster
Made in USA

Couplings
READY 2 GO
Coupled assemblies available.

Order Codes
536-382

Fire Engine Booster

SAP #	ID		Nom. OD		Max. WP		Weight	
Red	**in.**	**mm**	**in.**	**mm**	**psi**	**MPa**	**lb./ft.**	**kg/m**
20023056	3/4	19.1	1.25	31.8	800	5.52	0.42	0.62
20023068	1	25.4	1.53	38.9	800	5.52	0.57	0.85

Hose design factor 4:1.

Air & Multipurpose
General Purpose
Heavy Duty
Push-on
Chemical Transfer
Cleaning Equipment
Food & Beverage Transfer
Food Washdown
Marine
Material Handling
Abrasives
Bulk Transfer
Cement & Concrete
Mining
Petroleum
Aircraft Fueling
Dispensing
Dock
Rig Supply
Transfer Discharge
Transfer S&D
Specialty
Steam
Vacuum
Water
Discharge
Suction & Discharge
Washdown
Garden
Welding
Coupling Systems
Equipment
Appendix

Fire Extinguisher Booster UL92

Product Specifications

Application
Fire Extinguisher Booster UL92 with Static Wire is designed for fire extinguisher and booster hose for use on portable, wheeled and stationary fire extinguishers, and also as a booster hose on fire apparatus. Also for use on fire extinguishers requiring characteristics for low-temperature flexibility at -65˚F (-54˚C). This hose has a working pressure of 250 psi and is proof pressure tested to 500 psi with an ultimate minimum burst of 1000 psi.

Construction
> Tube
EPDM rubber
> Cover
EPDM rubber
> Reinforcement
Spiral synthetic cord

Temperature Range
-65˚F to 200˚F (-54˚C to 93˚C)

Packaging
Bulk or specific cut to length

Branding
Example: 589 3/4" UL Listed Fire Extinguisher & Booster Hose 250 psi W.P. Tested to 500lb. for use at -65˚F (-54˚C)

Couplings
Contact fitting manufacturer for proper fitting recommendation and coupling procedure.
Also available with male or female crimped fittings.*

**Dry chemical body assembly fittings with 1x11.5 NPSH threads (National Pipe Straight Hose)*

Fire Extinguisher Booster UL92

Material Code	Spiral	ID		Nom. OD		Max. WP		Weight	
		in.	mm	in.	mm	psi	MPa	lb./ft.	kg/m
569-032-191	4	3/4	19.1	1.27	32.3	250	1.72	0.49	0.67
569-032-254	4	1	25.4	1.54	39.0	250	1.72	0.59	0.88

Air & Multipurpose
General Purpose
Heavy Duty
Push-on
Chemical Transfer
Cleaning Equipment
Food & Beverage Transfer
Food Washdown
Marine
Material Handling
Abrasives
Bulk Transfer
Cement & Concrete
Mining
Petroleum
Aircraft Fueling
Dispensing
Dock
Rig Supply
Transfer Discharge
Transfer S&D
Specialty
Steam
Vacuum
Water
Discharge
Suction & Discharge
Washdown
Garden
Welding
Coupling Systems
Equipment
Appendix

Air & Multipurpose
General Purpose
Heavy Duty
Push-on

Chemical Transfer

Cleaning Equipment

Food & Beverage Transfer

Food Washdown

Marine

Material Handling
Abrasives
Bulk Transfer
Cement & Concrete

Mining

Petroleum
Aircraft Fueling
Dispensing
Dock
Rig Supply
Transfer Discharge
Transfer S&D

Specialty

Steam

Vacuum

Water
Discharge
Suction & Discharge
Washdown
Garden

Welding

Coupling Systems

Equipment

Appendix

NR Spray

Product Specifications

Application
NR Spray is a premium-quality, all-purpose hose for handling a variety of applications such as paint spray or agricultural spray. It can handle spraying paints, automotive finish paints, lacquers, thinners, turpentine, air, oil and a large variety of solvents and chemicals.

Construction
> Tube
Nylon, silicone-free
> Cover
Black synthetic rubber, ARPM Class B (Medium Oil Resistance)
> Reinforcement
Braided synthetic yarn (1/4" and 3/8"– 1-braid) (1/2", 3/4" and 1"– 2-braid)

Temperature Range
0˚F to 190˚F (-18˚C to 88˚C)

Packaging
500' reels, maximum 3 pieces, 50' minimum

Branding
Example: Continental 1/4" IBD NR Spray
Made in USA

Couplings
Contact fitting manufacturer for proper fitting recommendation and coupling procedure.

Order Codes
536-290

NR Spray

SAP #	ID		Nom. OD		Max. WP		Weight	
Black	**in.**	**mm**	**in.**	**mm**	**psi**	**MPa**	**lb./ft.**	**kg/m**
20022944	1/4	6.4	0.49	12.4	750	5.17	0.08	0.12
20106900	5/16	7.9	0.61	15.5	750	5.17	0.13	0.19
20022951	3/8	9.5	0.70	17.8	750	5.17	0.15	0.22
20022962	1/2	12.7	0.87	22.1	750	5.17	0.22	0.33
20022967	5/8	15.9	1.05	26.7	750	5.17	0.31	0.46
20022969	3/4	19.1	1.19	30.2	750	5.17	0.36	0.54
20022976	1	25.4	1.51	38.4	750	5.17	0.54	0.80

Hose design factor 4:1.

AG Spray 600

Product Specifications

Application
AG Spray is a lightweight, economical high-pressure hose for carrying air, water and many spray solutions in agricultural applications, including Xylene (up to a 10% concentration).

Construction
> Tube
Pliovic®, ARPM Class B (Medium Oil Resistance)
> Cover
Orange Pliovic® (ribbed finish)
> Reinforcement
Spiral synthetic yarn

Temperature Range
0˚F to 158˚F (-18˚C to 70˚C)

Packaging
300' lengths, coiled and poly-wrapped

Branding
Example: AG SPRAY 600 1/2" ID (12.7mm) 3:1 D.F.
MADE IN USA

Couplings
Contact fitting manufacturer for proper fitting recommendation and coupling procedure.

Order Codes
540-211 (600 orange)

AG Spray 600

SAP #	ID		Nom. OD		Max. WP		Weight	
	in.	mm	in.	mm	psi	MPa	lb./ft.	kg/m
20012638	3/8	9.5	0.69	17.5	600	4.14	0.14	0.21
20012641	1/2	12.7	0.78	19.8	600	4.14	0.19	0.28
20012643	3/4	19.1	1.10	27.9	600	4.14	0.28	0.42

Hose design factor 3:1.

Air & Multipurpose
General Purpose
Heavy Duty
Push-on
Chemical Transfer
Cleaning Equipment
Food & Beverage Transfer
Food Washdown
Marine
Material Handling
Abrasives
Bulk Transfer
Cement & Concrete
Mining
Petroleum
Aircraft Fueling
Dispensing
Dock
Rig Supply
Transfer Discharge
Transfer S&D
Specialty
Steam
Vacuum
Water
Discharge
Suction & Discharge
Washdown
Garden
Welding
Coupling Systems
Equipment
Appendix

Nitrogen Service Hose

Air & Multipurpose
General Purpose
Heavy Duty
Push-on

Chemical Transfer

Cleaning Equipment

Food & Beverage Transfer

Food Washdown

Marine

Material Handling
Abrasives
Bulk Transfer
Cement & Concrete

Mining

Petroleum
Aircraft Fueling
Dispensing
Dock
Rig Supply
Transfer Discharge
Transfer S&D

Specialty

Steam

Vacuum

Water
Discharge
Suction & Discharge
Washdown
Garden

Welding

Coupling Systems

Equipment

Appendix

Product Specifications

Application
Nitrogen Service Hose is for in-plant nitrogen service at petrochemical, refineries and general manufacturing facilities.

Construction
> Tube
EPDM synthetic rubber
> Cover
EPDM synthetic rubber
> Reinforcement
Four-spiral polyester

Temperature Range
-40˚F to 210˚F (-40˚C to 99˚C)

Packaging
500' reels, maximum 3 pieces, 50' increments

Branding
Continental 3/4" ID 300 psi WP Nitrogen Service Made in USA

Couplings
Contact fitting manufacturer for proper fitting recommendation and coupling procedure.
Built assemblies are available from stock.

Order Codes
569-516 (yellow)
569-562 (blue)
569-559 (black)
569-560 (green)

Nitrogen Service Hose

SAP #				ID		Nom. OD		Max. WP		Weight	
Yellow	Blue	Black	Green	in.	mm	in.	mm	psi	MPa	lb./ft.	kg/m
20026847	20315149	20463406	20867824	3/4	19.1	1.15	29.2	300	2.07	0.42	0.62

Hose design factor 4:1.

Hydrocarbon Drain Hose® – Braided

Product Specifications

Application
This is a heavy-duty hose designed for hydrocarbon drain service. It is designed to clean out the hot residue created during steam cleaning and withstand harsh high heat and oil environments.

Construction
> Tube
Black nitrile
> Cover
Blue Chlorosulfonated Polyethylene
> Reinforcement
One-wire braid

Temperature Range
-40˚F to 275˚F (-40˚C to 135˚C)

Packaging
50' lengths

Branding
Continental Hydrocarbon Drain Hose® 500 psi with green layline

Couplings
For 3/4": Premade factory assemblies and crimp specs available using Continental's one-piece non-skive B2-NPM-1212 hydraulic series fittings. Refer to the Industrial Hose Assembly Manual for crimp specifications. Also recommended are Campbell Fittings air hammer couplings to ensure a dedicated line for hydrocarbon use only.

Order Codes
547-819
547-816 (green)

Hydrocarbon Drain Hose® – Braided

SAP #		ID		OD		Max. WP		Weight	
Blue	**Green**	**in.**	**mm**	**in.**	**mm**	**psi**	**MPa**	**lb./ft.**	**kg/m**
20177678	20276495	3/4	19.1	1.10	27.94	500	0.43	0.14	0.21
20221522		1	25.4	1.42	36.07	500	0.69	0.20	0.30

Hose design factor 10:1.
Note: Not designed for steam service. Use Flexsteel® 250 Steam for steam service requirements.

Air & Multipurpose
General Purpose
Heavy Duty
Push-on
Chemical Transfer
Cleaning Equipment
Food & Beverage Transfer
Food Washdown
Marine
Material Handling
Abrasives
Bulk Transfer
Cement & Concrete
Mining
Petroleum
Aircraft Fueling
Dispensing
Dock
Rig Supply
Transfer Discharge
Transfer S&D
Specialty
Steam
Vacuum
Water
Discharge
Suction & Discharge
Washdown
Garden
Welding
Coupling Systems
Equipment
Appendix

Hydrocarbon Drain Hose® – Hand Built

Air & Multipurpose
General Purpose
Heavy Duty
Push-on

Chemical Transfer

Cleaning Equipment

Food & Beverage Transfer

Food Washdown

Marine

Material Handling
Abrasives
Bulk Transfer
Cement & Concrete

Mining

Petroleum
Aircraft Fueling
Dispensing
Dock
Rig Supply
Transfer Discharge
Transfer S&D

Specialty

Steam

Vacuum

Water
Discharge
Suction & Discharge
Washdown
Garden

Welding

Coupling Systems

Equipment

Appendix

Product Specifications

Application
This is a heavy-duty hose designed for use in hydrocarbon drain service.

Construction
> Tube
Black nitrile
> Cover
Blue Wingprene®
> Reinforcement
Two spiral-plied steel wires

Temperature Range
-25˚F to 350˚F (-32˚C to 177˚C)

Packaging
100' lengths, coiled and poly-wrapped

Branding
Continental Hydrocarbon Drain Hose® 300 psi

Couplings
Contact fitting manufacturer for proper fitting recommendation and coupling procedure.

Order Codes
543-729

Hydrocarbon Drain Hose®

SAP #	ID		OD		Max. WP	Weight
Blue	**in.**	**mm**	**in.**	**mm**	**psi**	**lb./ft.**
20264356	3/4	19.1	1.33	33.86	300	0.63
20467694	1	25.4	1.58	40.14	300	0.78
20326679	1½	38.1	2.25	57.2	300	1.57
20276441	2	50.8	2.77	70.36	300	2.01

Hose design factor 8:1.
Note: Not recommended for steam service.

DEF Transfer Hose – Hand Built

Product Specifications

Application
DEF Transfer Hose is specifically designed to convey the high-purity, aqueous urea solution DEF.

Construction
> Tube
Pliosyn™ Ultra-High Molecular Weight Polyethylene (UHMWPE) with proprietary backing. Tube tested per ISO 22241-2 immersion test at independent lab to confirm compatibility with DEF aqueous solution.
> Cover
Black corrugated EPDM
> Reinforcement
Spiral-plied synthetic fabric with double wire helix

Temperature Range
-40˚F to 140˚F (-40˚C to 60˚C)

Packaging
100' lengths

Branding
Example: Continental DEF Transfer Hose 3/4" (19.1 mm)
Made in Canada

Couplings
Refer to the Continental Industrial Hose Assembly Manual for crimp specifications.

Order Codes
546-552

DEF Transfer Hose – Hand Built

SAP #	ID		Nom. OD		Max. WP	Bend Radius		Vacuum HG		Weight	
	in.	mm	in.	mm	psi	in.	mm	in.	mm	lb./ft.	kg/m
20741106	1	25.4	1.45	36.9	200	4	102	29	737	0.56	0.84
20738416	1½	38.1	1.95	49.6	200	5	127	29	737	0.79	1.17
20738464	2	50.8	2.52	63.9	200	6	152	29	737	1.13	1.67
20738465	3	76.2	3.61	91.7	200	9	229	29	737	2.03	3.02
20745902	4	101.6	4.62	117.4	200	14	350	29	737	2.67	3.97

Hose design factor 4:1. *Alternate packaging specs available upon request.

Air & Multipurpose
General Purpose
Heavy Duty
Push-on
Chemical Transfer
Cleaning Equipment
Food & Beverage Transfer
Food Washdown
Marine
Material Handling
Abrasives
Bulk Transfer
Cement & Concrete
Mining
Petroleum
Aircraft Fueling
Dispensing
Dock
Rig Supply
Transfer Discharge
Transfer S&D
Specialty
Steam
Vacuum
Water
Discharge
Suction & Discharge
Washdown
Garden
Welding
Coupling Systems
Equipment
Appendix

DEF Transfer Hose – Braided

Product Specifications

Application
DEF Transfer Hose – Braided has superior compounding which is specifically designed to convey Diesel Exhaust Fluid, a high-purity, aqueous urea solution. The braided construction is engineered to reduce kinking and twisting in reeling applications.

Construction
> Tube
Specially formulated low-extraction EPDM, peroxide cured
> Cover
Black specially formulated EPDM
> Reinforcement
Two-braid textile

Temperature Range
-40˚F to 140˚F (-40˚C to 60˚C)

Packaging
100' lengths

Branding
Continental DEF Transfer Hose 1½" (38.1 mm) Made in USA

Order Codes
532-019

DEF Transfer Hose – Braided

SAP #	ID		Nom. OD		Max. WP		Weight	
	in.	mm	in.	mm	psi	MPa	lb./ft.	kg/m
20531743	1½	38.1	2.01	53.2	250	1.72	0.81	1.21

Hose design factor 4:1.

Air & Multipurpose
General Purpose
Heavy Duty
Push-on
Chemical Transfer
Cleaning Equipment
Food & Beverage Transfer
Food Washdown
Marine
Material Handling
Abrasives
Bulk Transfer
Cement & Concrete
Mining
Petroleum
Aircraft Fueling
Dispensing
Dock
Rig Supply
Transfer Discharge
Transfer S&D
Specialty
Steam
Vacuum
Water
Discharge
Suction & Discharge
Washdown
Garden
Welding
Coupling Systems
Equipment
Appendix

Steam

	Page	Temp. Range	Smooth Cover	Wrapped Cover	Colors	Crimped Assembly
CONTI Blue Steam	283	-22˚F to 203˚F	Yes		Blue	Yes
Crimped Steam Assembly	276	-40˚F to 450˚F	Yes	Yes	Red/ Black	Yes
DAMPF Trix 6000 Steam	282	Max. 428˚F		Yes	Black	
Flexsteel 250 CB Extreme	278	-40˚F to 425˚F		Yes	Red/ Black	Yes
Flexsteel 250 CB Steam	277	-40˚F to 425˚F		Yes	Red/ Black	
Flexsteel 250 EPDM-20	274	-40˚F to 450˚F	Yes	Yes	Red/ Black	Yes
Flexsteel 250 ORS Steam	279	0˚F to 425˚F		Yes	Black	Yes
Flexsteel 250 Steam	275	-40˚F to 450˚F	Yes	Yes	Red/ Black	Yes
Heavy Duty Steam Pile Driver	281	-40˚F to 406˚F		Yes	Red/ Black	
MIL-DTL-29210E Steam	284	0˚F to 406˚F		Yes	Black	
Plicord 250 Steam	280	0˚F to 406˚F		Yes	Red/ Black	

Refer to ARPM IP-11-1 as a guide for use, testing, and inspection of Steam Hose.

Air & Multipurpose
General Purpose
Heavy Duty
Push-on
Chemical Transfer
Cleaning Equipment
Food & Beverage Transfer
Food Washdown
Marine
Material Handling
Abrasives
Bulk Transfer
Cement & Concrete
Mining
Petroleum
Aircraft Fueling
Dispensing
Dock
Rig Supply
Transfer Discharge
Transfer S&D
Specialty
Steam
Vacuum
Water
Discharge
Suction & Discharge
Washdown
Garden
Welding
Coupling Systems
Equipment
Appendix

Flexsteel® 250 EPDM-20

Air & Multipurpose
General Purpose
Heavy Duty
Push-on

Chemical Transfer

Cleaning Equipment

Food & Beverage Transfer

Food Washdown

Marine

Material Handling
Abrasives
Bulk Transfer
Cement & Concrete

Mining

Petroleum
Aircraft Fueling
Dispensing
Dock
Rig Supply
Transfer Discharge
Transfer S&D

Specialty

Steam

Vacuum

Water
Discharge
Suction & Discharge
Washdown
Garden

Welding

Coupling Systems

Equipment

Appendix

Product Specifications

Application
The Flexsteel® 250 EPDM-20 features the superior performance of the Flexsteel 250 Steam Hose series enhanced with the increased design ratio of 20:1. This exceeds the ARPM safety standard and makes steam operations more secure and user-friendly. The hose has a maximum operating pressure of 250 psi with a temperature range of -40°F to 450°F.

Construction
> Tube
Pyrosyn® synthetic rubber
> Cover
Black or red Pyrosyn® finish, pin-pricked
> Reinforcement
Braided steel wire (3/4" and larger have 2 steel wire braids)

Temperature Range
-40°F to 450°F (-40°C to 232°C)

Packaging
Bulk, cut lengths, coupled assemblies

Branding
Example: Continental Flexsteel® 250 EPDM-20 Steam 250 psi. Made in USA

Couplings
Refer to the Continental Industrial Hose Assembly Manual for crimp specifications.

READY 2 GO

Coupled assemblies available.

Order Codes
539-486 (red wrapped)
539-970 (black smooth)
539-976 (red smooth)

Flexsteel® 250 EPDM-20

SAP #			ID		Nom. OD		Max. WP		Weight	
Black	Red	Red Wrapped	in.	mm	in.	mm	psi	MPa	lb./ft.	kg/m
21114392	21040909		1/2	12.7	1.09	26.9	250	1.72	0.45	0.67
21087853	21088882	20559119	3/4	19.1	1.28	32.5	250	1.72	0.59	0.83
21113444	21113460	20736602	1	25.4	1.63	41.4	250	1.72	0.95	1.43

Hose design factor 20:1.

Flexsteel® 250 Steam

Product Specifications

Application
Flexsteel® 250 is for cleaning, heat control, fire prevention, pumping, thawing, blow-out service, steam pumps and hoists in open-end or permanent installation operations. It is used in refineries, shipyards, chemical plants, steel mills, foundries and heavy industrial applications where high strength is required and where severe environmental conditions are encountered.

Construction
> Tube
Pyrosyn® synthetic rubber
> Cover
Black or red Pyrosyn® finish, pin-pricked
> Reinforcement
One or two steel wire braids

Temperature Range
-40˚F to 450˚F (-40˚C to 232˚C)

Packaging
Reels or 50' cut lengths (1/2" – 4 per box, 3/4" – 3 per box, 1" – 2 per box)

Branding
Example: Continental Flexsteel® 250 Steam
Max WP 250 psi Made in USA

Couplings
Refer to the Continental Industrial Hose Assembly Manual for crimp specifications.

READY 2 GO

Coupled assemblies available.

Order Codes
539-470 (black wrapped)
539-476 (red wrapped)
559-201 (2" black wrapped)
559-202 (2" red wrapped)

Flexsteel® 250 Steam

		ID		Nom. OD		Max. WP		Weight	
Black Wrapped	**Red Wrapped**	**in.**	**mm**	**in.**	**mm**	**psi**	**MPa**	**lb./ft.**	**kg/m**
	20594100	1/2	12.7	1.06	26.9	250	1.72	0.45	0.67
20464192	20551612	3/4	19.1	1.28	32.5	250	1.72	0.56	0.83
	20590425	1	25.4	1.63	41.4	250	1.72	0.91	1.35
20615488	20620044	1¼	31.8	1.88	47.8	250	1.72	1.02	1.52
20575082	20620048	1½	38.1	2.12	53.8	250	1.72	1.23	1.83
20766307	20766308	2	50.8	2.58	65.5	250	1.72	1.60	2.38

Hose design factor 10:1.

Air & Multipurpose
General Purpose
Heavy Duty
Push-on
Chemical Transfer
Cleaning Equipment
Food & Beverage Transfer
Food Washdown
Marine
Material Handling
Abrasives
Bulk Transfer
Cement & Concrete
Mining
Petroleum
Aircraft Fueling
Dispensing
Dock
Rig Supply
Transfer Discharge
Transfer S&D
Specialty
Steam
Vacuum
Water
Discharge
Suction & Discharge
Washdown
Garden
Welding
Coupling Systems
Equipment
Appendix

Air & Multipurpose
General Purpose
Heavy Duty
Push-on

Chemical Transfer

Cleaning Equipment

Food & Beverage Transfer

Food Washdown

Marine

Material Handling
Abrasives
Bulk Transfer
Cement & Concrete

Mining

Petroleum
Aircraft Fueling
Dispensing
Dock
Rig Supply
Transfer Discharge
Transfer S&D

Specialty

Steam

Vacuum

Water
Discharge
Suction & Discharge
Washdown
Garden

Welding

Coupling Systems

Equipment

Appendix

Crimped Steam Assembly

Product Specifications

Application

Coupling assembly crimps permanently onto hose, forming a tight crimp that reduces leaks and eliminates bulky bolt clamps while reducing potential for damage from snagging on personnel or property.

Recommended Crimp Diameters for Continental Branded Steam Hose

Hose Description	Hose Order Code	Hose ID	Female Ground Joint Low Profile Unit	Female Ground Joint Wing Nut	Male NPT	Male NPT Swivel	Crimp Dia.	Continental Perma-Crimp	
								Die Set	Approx. Setting
Flexsteel 250 (Red Wrapped)	539-476-016	1/2"	NA	GJS-2V	IMS-2V	NA	1.22"	27	3.99
Flexsteel 250 (Black and Red smooth)	539-070-024 539-076-024	3/4"	RGJS-3V	GJS-3V	IMS-3V	IMS-3VSW	1.44"	34	2.58
Flexsteel 250 (Black and Red wrapped)	539-470-024 539-476-024	3/4"	RGJS-3V	GJS-3V	IMS-3V	IMS-3VSW	1.44"	34	2.58
Flexsteel 250 (Black and Red smooth)	539-070-032 539-076-032	1"	RGJS-4V	GJS-4V	IMS-4V	IMS-4VSW	1.93"	45	3.90
Flexsteel 250 (Black and Red wrapped)	539-470-032 539-476-032	1"	RGJS-4V	GJS-4V	IMS-4V	IMS-4VSW	1.90"	45	3.26
Flexsteel 250 (Red Wrapped)	539-476-048	1 1/2"	NA	GJS-6V	IMS-6V	INA	2.38"	56	4.33
Flexsteel 250 (Black and Red Wrapped)	559-201-510 559-202-510	2"	RGJS-8V	GJS-8V	IMS-8V	NA	2.92"	74	0.17
Flexsteel 250 EPDM20 (Black and Red Smooth)	539-970-016 539-976-016	1/2"	RGJS-2V	GJS-2V	IMS-2V	NA	1.22"	27	3.99
Flexsteel 250 EPDM20 (Black and Red Smooth)	539-970-024 539-976-024	3/4"	RGJS-3V	GJS-3V	IMS-3V	IMS-3VSW	1.44"	34	2.58
Flexsteel 250 EPDM20 (Black and Red Smooth)	539-970-032 539-976-032	1"	RGJS-4CV	GJS-4CV	IMS-4CV	IMS-4CVSW	1.90"	45	3.26
Flexsteel 250 CB Extreme (Black and Red Wrapped)	539-870-024 539-876-024	3/4"	RGJS-3V	GJS-3V	IMS-3V	IMS-3VSW	1.43"	34	2.32
Flexsteel 250 ORS (Black Wrapped)	539-098-024	3/4"	RGJS-3V	GJS-3V	IMS-3V	IMS-3VSW	1.43"	34	2.32

Ground Joint Wing Nut

Ground Joint Wing Nut with Female NPT Spud

Male NPT Swivel

Available as Male NPT

Ground Joint Low Profile Nut with Female NPT Spud

Flexsteel® 250 CB Steam

Product Specifications

Application
Flexsteel® 250 CB is used for cleaning, heat control, fire prevention, pumping, thawing, blowout service, steam pumps and hoists in open-end or permanent installation operations. It is used in refineries, shipyards, chemical plants, steel mills, foundries and heavy industrial applications where high strength is required and where severe environmental conditions are encountered.

Construction
> Tube
Chlorobutyl synthetic rubber
> Cover
Red or black Pyrosyn® synthetic rubber, pin-pricked
> Reinforcement
Braided steel wire (3/4" and higher have two steel wire braids)

Temperature Range
-40˚F to 425˚F (-40˚C to 218˚C)

Packaging
Wrapped cover:
1/2" – Four 50' exact length/box
3/4"-1" – Three 50' exact length/box
1¼"-2" – One 50' exact length/box

Branding
Example: Continental Flexsteel® 250 CB Steam Max WP 250 psi Made in USA

Couplings
Contact fitting manufacturer for proper fitting recommendation and coupling procedure.

Order Codes
539-176 (1/2"-1" red)
581-176 (1¼"-2" red)

Flexsteel® 250 CB Steam WF (Wrapped Finish)

SAP #	ID		Nom. OD		Max. WP		Weight	
Red	in.	mm	in.	mm	psi	MPa	lb./ft.	kg/m
20050829	1/2	12.7	1.00	25.4	250	1.72	0.40	0.60
20024094	3/4	19.1	1.31	33.3	250	1.72	0.64	0.95
20045991	1	25.4	1.56	39.6	250	1.72	0.77	1.15
20045770	1¼	31.8	1.75	44.5	250	1.72	1.06	1.58
20046224	1½	38.1	2.00	50.8	250	1.72	1.42	2.11
20046225	2	50.8	2.50	63.5	250	1.72	1.71	2.54

Hose design factor 10:1.

Air & Multipurpose
General Purpose
Heavy Duty
Push-on
Chemical Transfer
Cleaning Equipment
Food & Beverage Transfer
Food Washdown
Marine
Material Handling
Abrasives
Bulk Transfer
Cement & Concrete
Mining
Petroleum
Aircraft Fueling
Dispensing
Dock
Rig Supply
Transfer Discharge
Transfer S&D
Specialty
Steam
Vacuum
Water
Discharge
Suction & Discharge
Washdown
Garden
Welding
Coupling Systems
Equipment
Appendix

Air & Multipurpose
General Purpose
Heavy Duty
Push-on

Chemical Transfer

Cleaning Equipment

Food & Beverage Transfer

Food Washdown

Marine

Material Handling
Abrasives
Bulk Transfer
Cement & Concrete

Mining

Petroleum
Aircraft Fueling
Dispensing
Dock
Rig Supply
Transfer Discharge
Transfer S&D

Specialty

Steam

Vacuum

Water
Discharge
Suction & Discharge
Washdown
Garden

Welding

Coupling Systems

Equipment

Appendix

Flexsteel® 250 CB Extreme Crimp Steam Hose

Product Specifications

Application
Continental is pleased to announce the Flexsteel® 250 CB Extreme Crimp Steam Hose, the only Continental chlorobutyl steam hose with an enhanced over-the-cover crimp coupling solution. The hose is rated to a maximum operating pressure of 250 psi, and its temperature range is -40˚F to 425˚F (-40˚C to 218˚C), up to 450˚F intermittent, with a 10:1 design factor.

Construction
> Tube
Chlorobutyl synthetic rubber
> Cover
Red or black Pyrosyn®, pin-pricked
> Reinforcement
Two-braid steel wire

Temperature Range
-40˚F to 425˚F (-40˚C to 218˚C), up to 450˚F intermittent

Packaging
Reels, cut lengths and coupled assemblies

Branding
Example: Continental Flexsteel® 250 CB Extreme Crimp Steam Drain After Using, Made in USA

Order Codes
539-870-024 (black)
539-876-024 (red)

Flexsteel 250 CB Extreme Crimp Steam Hose

SAP #		ID		OD		Max. WP		Weight	
Black	Red	in.	mm	in.	mm	psi	MPa	lb./ft.	kg/m
20637404	20645689	3/4	19.1	1.28	32.5	250	1.72	250	1.72

Hose ID	Campbell Ground Joint Viton Seal Setting Low Profile Nut	Campbell Ground Joint Viton Seal Female NPT Spud Wing Nut	Campbell Male NPT	Campbell Male Male NPT Swivel	Crimp Diameter	Die Set	Approx. Setting
3/4"	RGJF-3V	GJF-3V	IMS-3V	IMS-3VSW	1.43	34	2.32

Hose design factor 10:1.

Flexsteel® 250 ORS Steam

Product Specifications

Application
The Flexsteel® 250 ORS Steam offers all the performance features of the Flexsteel® 250 Steam with the added benefit of improved oil resistance in the cover. Excellent for steam hose applications where the cover may be exposed to oil intermittently. Applications include cleaning, heat control, fire prevention, pumping, thawing, blow-out service, steam pumps and hoists in open-end or permanent installation operations. It is used in refineries, shipyards, chemical plants, steel mills, foundries and heavy industrial applications where high strength is required and where severe environmental conditions are encountered.

Construction
> Tube
Black EPDM rubber
> Cover
Wrapped black oil-resistant synthetic rubber, ARPM Class B (Medium Oil Resistance), pin-pricked
> Reinforcement
Two-braid steel wire

Temperature Range
0˚F to 425˚F (-18˚C to 218˚C)

Packaging
Reels or 50' cut lengths

Branding
Example: Continental 3/4" Flexsteel 250 ORS Steam Made in USA Drain After Using

Couplings
Refer to the Continental Industrial Hose Assembly Manual for crimp specifications.

Order Codes
539-098

Flexsteel® 250 ORS Steam Hose

SAP #	ID		Nom. OD		Max. WP		Weight	
	in.	mm	in.	mm	psi	MPa	lb./ft.	kg/m
20023872	3/4	19.1	1.26	32.0	250	1.72	0.58	0.86

Hose design factor 10:1.

Air & Multipurpose
General Purpose
Heavy Duty
Push-on
Chemical Transfer
Cleaning Equipment
Food & Beverage Transfer
Food Washdown
Marine
Material Handling
Abrasives
Bulk Transfer
Cement & Concrete
Mining
Petroleum
Aircraft Fueling
Dispensing
Dock
Rig Supply
Transfer Discharge
Transfer S&D
Specialty
Steam
Vacuum
Water
Discharge
Suction & Discharge
Washdown
Garden
Welding
Coupling Systems
Equipment
Appendix

Air & Multipurpose
General Purpose
Heavy Duty
Push-on

Chemical Transfer

Cleaning Equipment

Food & Beverage Transfer

Food Washdown

Marine

Material Handling
Abrasives
Bulk Transfer
Cement & Concrete

Mining

Petroleum
Aircraft Fueling
Dispensing
Dock
Rig Supply
Transfer Discharge
Transfer S&D

Specialty

Steam

Vacuum

Water
Discharge
Suction & Discharge
Washdown
Garden

Welding

Coupling Systems

Equipment

Appendix

Plicord® 250 Steam

Product Specifications

Application
Plicord® 250 has a rugged construction used for all-around steam service in chemical plants, refineries, shipyards and demanding industrial service. It is recommended for cleaning, thawing, blowout service, steam pumps, hoists and other applications involving steam.

Construction
> Tube
Black EPDM synthetic rubber
> Cover
Black EPDM synthetic rubber; also available in red cover with yellow brand for color coding (wrapped impression), pin-pricked
> Reinforcement
Spiral-plied steel wire

Temperature Range
0˚F to 406˚F (-18˚C to 208˚C)

Packaging
50' lengths, coiled and poly-wrapped

Branding (Spiral)
Example: Continental Plicord® 250 Steam psi
Drain after use

Couplings
Contact fitting manufacturer for proper fitting recommendation and coupling procedure.

Order Codes
549-060 (black)
549-061 (red)

Plicord® 250 Steam

SAP#		ID		Nom. OD		Max. WP		Weight	
Black	**Red**	**in.**	**mm**	**in.**	**mm**	**psi**	**MPa**	**lb./ft.**	**kg/m**
20019132	20019162	1/2	12.7	0.97	24.6	250	1.72	0.33	0.49
20019137	20019168	3/4	19.1	1.25	31.8	250	1.72	0.49	0.73
20019141	20019174	1	25.4	1.50	38.1	250	1.72	0.61	0.91
20019144	20019178	1¼	31.8	1.81	46.0	250	1.72	0.83	1.24
20019148	20019180	1½	38.1	2.09	53.1	250	1.72	1.03	1.53
20019154	20019184	2	50.8	2.78	70.6	250	1.72	1.88	2.80
20019155	20019186	2½	63.5	3.28	83.3	250	1.72	2.33	3.47
20019158	20019187	3	76.2	3.77	95.8	250	1.72	2.73	4.06

Hose design factor 10:1.

Heavy Duty Steam Pile Driver

Product Specifications

Application
This hose is designed to withstand the toughest off-shore pile driving applications and offers long-lasting service in on shore applications. A combination of the steam-resistant EPDM tubing and the steel aramid construction gives this hose the pliability and kinetic and crush-resistance required in this application.

Construction
> Tube
Black EPDM synthetic rubber
> Cover
Red or black EPDM synthetic rubber, pin-pricked
> Reinforcement
Brass-coated steel cord and aramid breakers

Temperature Range
-40˚F to 406˚F (-40˚C to 205˚C)

Packaging
100' exact lengths, coiled and poly-wrapped

Branding (Spiral)
Example: Continental HD Steam Pile Driver
250 psi WP

Couplings
Contact fitting manufacturer for proper fitting recommendation and coupling procedure.

Order Codes
541-460 (red)
541-461 (black)

Heavy Duty Steam Pile Driver

SAP #		ID		Nom. OD		Max. WP		Bend Radius		Weight	
Black	**Red**	**in.**	**mm**	**in.**	**mm**	**psi**	**MPa**	**in.**	**mm**	**lb./ft.**	**kg/m**
20196602		3	76.2	4.29	109.0	250	1.72	24	610	4.90	7.29
20252985	20214787	4	101.6	5.63	143.0	250	1.72	32	813	9.07	13.50
20525522		6	152.4	7.66	194.6	250	1.72	48	1200	10.98	16.40

Hose design factor 10:1.

Air & Multipurpose
General Purpose
Heavy Duty
Push-on
Chemical Transfer
Cleaning Equipment
Food & Beverage Transfer
Food Washdown
Marine
Material Handling
Abrasives
Bulk Transfer
Cement & Concrete
Mining
Petroleum
Aircraft Fueling
Dispensing
Dock
Rig Supply
Transfer Discharge
Transfer S&D
Specialty
Steam
Vacuum
Water
Discharge
Suction & Discharge
Washdown
Garden
Welding
Coupling Systems
Equipment
Appendix

DAMPF TRIX® 6000 Steam

Air & Multipurpose
General Purpose
Heavy Duty
Push-on

Chemical Transfer

Cleaning Equipment

Food & Beverage Transfer

Food Washdown

Marine

Material Handling
Abrasives
Bulk Transfer
Cement & Concrete

Mining

Petroleum
Aircraft Fueling
Dispensing
Dock
Rig Supply
Transfer Discharge
Transfer S&D

Specialty

Steam

Vacuum

Water
Discharge
Suction & Discharge
Washdown
Garden

Welding

Coupling Systems

Equipment

Appendix

Product Specifications

Application
The high-temperature-resistant DAMPF TRIX® 6000 steam hose has been designed to meet the most severe working conditions for conveying saturated steam in the chemical and petrochemical industry, in refineries, the building industry, in shipyards and for various other industrial applications. It is made of an extremely heat-resistant EPDM lining and cover, assuring the transport of pure, saturated steam at 210˚C and 18 bar, or even at 220˚C and 23 bar for short-time service. DAMPF TRIX® 6000 is manufactured to European standards.

Construction
> Tube
Black, non-porous and smooth EPDM lining, conductive
> Cover
Black, fabric-patterned EPDM cover resistant to ozone, weather, UV and abrasion, conductive
> Reinforcement
2 steel wire braids, excellent resistance to corrosion

Temperature Range
For saturated steam up to 428˚F (220˚C), short term 428˚F (220˚C) at 23 bar/333 psi (saturated steam)

Branding
Barber pole-style.
Example: Continental DAMPF TRIX® 6000 261 psi (18 bar)
Made in Germany

DAMPF TRIX® 6000 Steam

SAP #	ID		Nom. OD		Max. WP		Bend Radius		Length	Weight	
	in.	mm	in.	mm	psi	MPa	in.	mm	feet	lb./ft.	kg/m
20836407	3/8	9.5	0.86	21.5	261	1.8	3 15/16	100	131	0.27	0.40
20836408	1/2	15.9	0.98	25	261	1.8	2 9/16	65	131	0.29	0.43
20836409	3/4	19.1	1.14	29	261	1.8	3 3/8	85	131	0.60	0.90
20836410	1	25.4	1.56	40	261	18	9 13/16	250	131	0.81	1.20
20836411	1 1/4	31.8	1.87	48	261	1.8	12 5/8	320	131	1.04	1.55
20836412	1 1/2	38.1	2.13	54	261	1.8	14 15/16	380	131	1.21	1.80
20836413	2	50.8	2.69	68	261	1.8	19 15/16	500	131	1.75	2.60

Hose design factor 20:1 ≤ 1"
Hose design factor 10:1 > 1"

Conti® Blue Steam

NEW

Product Specifications

Application
Conti® Blue Steam is an ideal steam and cleaning hose for dairies, cheese factories and food processing industries. It is fully certified to FDA, BfR and EU Regulations.

Construction
> Tube
White EPDM rubber; smooth, non-porous and absolutely neutral to taste and odor
> Cover
Blue EPDM rubber; smooth, abrasion-resistant and resistant to ozone, weather and UV
> Reinforcement
Synthetic fiber

Temperature Range
-22˚F to 203˚F (-30˚C to 95˚C)

Packaging
131' lengths (40m)

Branding
Example: Continental CONTI® BLUE STEAM FDA
Glas-/Gabel-Symbol BfR EG 1935/2004 2023/2006
Made in Germany

Couplings
Refer to DINGA® Water-Saving Spray Nozzle for hot water applications and the standard DIN EN 14423 clamp fittings.

Order Codes
500-006

Conti® Blue Steam

SAP #	ID		Max. WP		Bend Radius		Weight	
	in.	mm	psi	MPa	in.	mm	lb./ft.	kg/m
21087970	1/2	13	290	2.0	5.1	130	0.31	0.46
21087971	3/4	19	290	2.0	7.5	190	0.49	0.73
21097910	1	25	290	2.0	9.8	250	0.68	1.01

Hot water – Hose design factor 3:1.
Steam – Hose design factor 10.1.

Air & Multipurpose
General Purpose
Heavy Duty
Push-on
Chemical Transfer
Cleaning Equipment
Food & Beverage Transfer
Food Washdown
Marine
Material Handling
Abrasives
Bulk Transfer
Cement & Concrete
Mining
Petroleum
Aircraft Fueling
Dispensing
Dock
Rig Supply
Transfer Discharge
Transfer S&D
Specialty
Steam
Vacuum
Water
Discharge
Suction & Discharge
Washdown
Garden
Welding
Coupling Systems
Equipment
Appendix

MIL-DTL-29210E Steam Hose

Air & Multipurpose
General Purpose
Heavy Duty
Push-on

Chemical Transfer

Cleaning Equipment

Food & Beverage Transfer

Food Washdown

Marine

Material Handling
Abrasives
Bulk Transfer
Cement & Concrete

Mining

Petroleum
Aircraft Fueling
Dispensing
Dock
Rig Supply
Transfer Discharge
Transfer S&D

Specialty

Steam

Vacuum

Water
Discharge
Suction & Discharge
Washdown
Garden

Welding

Coupling Systems

Equipment

Appendix

Product Specifications

Application
This hose assembly is for military applications (such as Navy shipyard use) in temporary services from docks or barges to ships. It is a 1st Article-approved hose meeting the requirements of MIL-DTL-29210 rev. E. This specification covers metal-lined, wire-reinforced, rubber hose assemblies for conveyance of saturated steam.*

Revision E update (key changes):
› Ozone and steam tests as part of ARPM conformance testing are required for 1st Article in rev. E
› Part or identifying number (PIN) is much more specific
› The branding requirements have been corrected to brand as MIL-DTL-29210E instead of MIL-PRF-29210C.

Construction
> Tube
EPDM
> Cover
Black wrapped finish EPDM, pin-pricked
> Reinforcement
Two wire braids

Temperature Range
0˚F to 406˚F (-18˚C to 208˚C)

Packaging
25' or 50' cut lengths

Branding
Continental (Quarter Year/Date Code)
MIL-DTL-29210 250 PSIG (1724 KPA {Gauge}) Steam 29210E

Couplings
End fittings and special stem design per MIL-DTL-29210E for use with stainless-steel metal liner.* Stainless-steel metal liner per MIL-DTL-29210E.

Order Codes
539-670
505-169 (2" black)

MIL-DTL-29210E Steam Hose

SAP #	ID		Nom. OD		Max. WP		Weight	
Black	**in.**	**mm**	**in.**	**mm**	**psi**	**MPa**	**lb./ft.**	**kg/m**
20490435	3/4	19.05	1.32	33.40	250	1.72	0.61	0.91
20453479	1	25.4	1.61	40.89	250	1.72	0.82	1.22
20469264	1½	38.1	2.12	53.85	250	1.72	1.22	1.82
21017266	2	50.8	2.71	68.8	261	1.80	1.72	2.56

Hose design factor 10:1.
*Steel liners are not available through Continental. Please refer to Mil Spec for an approved suppliers list.

Vacuum

	Page	Rubber	Thermoplastic	Clear	Corrugated Cover	Lightweight	Temp. Range
Plicord HD Industrial Vacuum	289	Yes			Yes		-40˚F to 180˚F
Plicord Vacuum (HD & LW)	290	Yes			Yes	Yes	-25˚F to 180˚F
Spiraflex Ducting	287		Yes		Yes	Yes	0˚F to 150˚F
Spiraflex Grassvac	286		Yes	Yes	Yes	Yes	0˚F to 158˚F
Spiraflex Vacuum	288		Yes		Yes	Yes	0˚F to 158˚F

Air & Multipurpose
General Purpose
Heavy Duty
Push-on

Chemical Transfer

Cleaning Equipment

Food & Beverage Transfer

Food Washdown

Marine

Material Handling
Abrasives
Bulk Transfer
Cement & Concrete

Mining

Petroleum
Aircraft Fueling
Dispensing
Dock
Rig Supply
Transfer Discharge
Transfer S&D

Specialty

Steam

Vacuum

Water
Discharge
Suction & Discharge
Washdown
Garden

Welding

Coupling Systems

Equipment

Appendix

Spiraflex® Grassvac™

Product Specifications

Application
Spiraflex® Grassvac™ is for lawn, leaf, mulch and yard waste collection. It is also suitable for dust control, ventilation and ducting.

Construction
> Tube
Clear Pliovic®
> Reinforcement
Black high-density rigid PVC helix

Temperature Range
0˚F to 158˚F (-18˚C to 70˚C)

Packaging
4-6" – 100' lengths, coiled and poly-wrapped
7-8" – 50' lengths, coiled and poly-wrapped

Branding
Not branded

Couplings
Contact fitting manufacturer for proper fitting recommendation and coupling procedure.

Non-Stock/Sizes
Available in all-black construction.

Order Codes
586-429 (clear web, black helix)

Spiraflex® Grassvac™

SAP #	ID		Nom. OD		Max. WP		Bend Radius		Vacuum HG		Weight	
Black	in.	mm	in.	mm	psi	MPa	in.	mm	in.	mm	lb./ft.	kg/m
20013384	4	101.6	4.46	113.3	15	0.10	4	102	15	381	0.71	1.06
20013385	5	127.0	5.55	141.0	15	0.10	7	178	15	381	1.07	1.59
20013388	6	152.4	6.56	166.6	10	0.07	7	178	15	381	1.43	2.13
20131290	7	177.8	7.63	193.8	10	0.07	9	229	15	381	1.75	2.60
20013390	8	203.2	8.66	220.0	10	0.07	9	229	15	381	2.06	3.07

Hose design factor 3:1.

Air & Multipurpose
General Purpose
Heavy Duty
Push-on
Chemical Transfer
Cleaning Equipment
Food & Beverage Transfer
Food Washdown
Marine
Material Handling
Abrasives
Bulk Transfer
Cement & Concrete
Mining
Petroleum
Aircraft Fueling
Dispensing
Dock
Rig Supply
Transfer Discharge
Transfer S&D
Specialty
Steam
Vacuum
Water
Discharge
Suction & Discharge
Washdown
Garden
Welding
Coupling Systems
Equipment
Appendix

Spiraflex® Ducting

Product Specifications

Application
Spiraflex® Ducting is versatile enough for use in leaf collection machines, manhole blowers and air conditioning and heating applications, as well as for air ducting and pollution control devices. Do not use Spiraflex® Ducting for pressure service.

Construction
> Tube
Metallic green Pliovic® synthetic compound
> Reinforcement
White high-density rigid PVC helix

Temperature Range
0˚F to 150˚F (-18˚C to 66˚C)

Packaging
1"-6" – 100' lengths, coiled and poly-wrapped
8" – 30' lengths, poly-wrapped

Branding
Not branded

Couplings
Contact fitting manufacturer for proper fitting recommendation and coupling procedure.

Order Codes
586-408

Spiraflex® Ducting

SAP #	ID		Nom. OD		Bend Radius		Weight	
Metallic Green	**in.**	**mm**	**in.**	**mm**	**in.**	**mm**	**lb./ft.**	**kg/m**
20013152	1	25.4	1.21	30.7	2	50.8	0.13	0.19
20013153	1¼	31.8	1.50	38.1	2	50.8	0.18	0.27
20013157	1½	38.1	1.74	44.2	2	50.8	0.22	0.33
20013158	2	50.8	2.30	58.4	3	76.2	0.28	0.42
20013159	2½	63.5	2.80	71.1	4	101.6	0.31	0.46
20013160	3	76.2	3.40	86.4	7	177.8	0.53	0.79
20013161	4	101.6	4.44	112.8	8	203.2	0.60	0.89
20013162	5	127.0	5.50	139.7	9	228.6	0.90	1.34
20013168	6	152.4	6.46	164.1	10	254.0	1.04	1.55
20013170	8	203.2	8.52	216.4	12	304.8	1.60	2.38

Air & Multipurpose
General Purpose
Heavy Duty
Push-on
Chemical Transfer
Cleaning Equipment
Food & Beverage Transfer
Food Washdown
Marine
Material Handling
Abrasives
Bulk Transfer
Cement & Concrete
Mining
Petroleum
Aircraft Fueling
Dispensing
Dock
Rig Supply
Transfer Discharge
Transfer S&D
Specialty
Steam
Vacuum
Water
Discharge
Suction & Discharge
Washdown
Garden
Welding
Coupling Systems
Equipment
Appendix

Spiraflex® Vacuum

Product Specifications

Application
Spiraflex® Vacuum hose is for dust collection and exhaust transmission where airborne pollutants, fumes and odors are a major problem.

Construction
> Tube
White Pliovic® compound
> Reinforcement
White high-density rigid PVC helix

Temperature Range
0˚F to 158˚F (-18˚C to 70˚C)

Packaging
1"-4" – 100' lengths, coiled and poly-wrapped
5"-6" – 30' lengths, coiled and poly-wrapped

Branding
Not branded

Couplings
Contact fitting manufacturer for proper fitting recommendation and coupling procedure.

Order Codes
586-403

Spiraflex® Vacuum

SAP #	ID		Nom. OD		Max. WP		Bend Radius		Vacuum HG		Weight	
White	**in.**	**mm**	**in.**	**mm**	**psi**	**MPa**	**in.**	**mm**	**in.**	**mm**	**lb./ft.**	**kg/m**
20013089	1	25.4	1.22	31.0	37	0.26	3	64	29	737	0.13	0.19
20013090	1¼	31.8	1.50	38.1	37	0.26	4	84	29	737	0.24	0.36
20013092	1½	38.1	1.76	44.7	34	0.23	4	97	29	737	0.29	0.43
20013094	2	50.8	2.35	59.7	30	0.21	6	140	29	737	0.45	0.67
20013095	2½	63.5	2.87	72.9	30	0.21	7	178	29	737	0.61	0.91
20013096	3	76.2	3.42	86.9	30	0.21	8	203	29	737	0.80	1.19
20013097	4	101.6	4.53	115.1	27	0.19	14	356	15	381	1.13	1.68
20220897	5	127.0	5.50	139.7	25	0.17	20	508	10	254	1.07	1.59
20013099	6	152.4	6.59	167.4	20	0.14	25	635	10	254	2.05	3.05

Hose design factor 3:1.

Air & Multipurpose
General Purpose
Heavy Duty
Push-on
Chemical Transfer
Cleaning Equipment
Food & Beverage Transfer
Food Washdown
Marine
Material Handling
Abrasives
Bulk Transfer
Cement & Concrete
Mining
Petroleum
Aircraft Fueling
Dispensing
Dock
Rig Supply
Transfer Discharge
Transfer S&D
Specialty
Steam
Vacuum
Water
Discharge
Suction & Discharge
Washdown
Garden
Welding
Coupling Systems
Equipment
Appendix

Plicord® HD Industrial Vacuum

Product Specifications

Application
For handling exhaust acid fumes as well as abrasive dust from metal, rock, marble and wood grinding machines.

Construction
> Tube
3/16" gauge tan Pureten™ rubber
> Cover
Black SBR synthetic rubber (corrugated)
> Reinforcement
Spiral-plied synthetic fabric with double wire helix

Temperature Range
-40˚F to 180˚F (-40˚C to 82˚C)

Packaging
Poly-wrapped

Branding (Spiral)
Example: Continental Made in Canada

Couplings
Refer to the Continental Industrial Hose Assembly Manual for crimp specifications.

Non-Stock/Sizes
Custom lengths available. Also available with Black Pureten™.

Order Codes
Tan Pureten™:
549-222 (2"–6⅝")
541-222 (7"–12¾")

Plicord® HD Industrial Vacuum

SAP #	ID		Nom. OD		Max. WP		Bend Radius		Vacuum HG		Weight	
Black	in.	mm	in.	mm	psi	MPa	in.	mm	in.	mm	lb./ft.	kg/m
20140398	2⅜	69.9	3.04	77.2	75	0.52	7	178	29	737	1.51	2.25
20015119	3½	88.9	4.28	108.7	50	0.34	11	279	29	737	2.63	3.91
20745648	4	101.6	4.76	120.9	50	0.34	12	305	29	737	3.11	4.63
20270756	4½	114.3	5.26	133.6	50	0.34	14	356	29	737	3.45	5.13
20251005	5	127.0	5.80	147.3	35	0.24	15	381	29	737	4.29	6.38
20140308	6	152.4	6.80	172.7	35	0.24	18	457	29	737	5.07	7.54
20368104	6⅝	168.3	7.44	189.0	35	0.24	20	508	29	737	5.78	8.60
20015124	7	177.8	7.81	198.4	35	0.24	21	533	29	737	6.08	9.06
20313490	8	203.2	8.87	225.3	35	0.24	24	610	29	737	7.29	10.86
20540957	8⅝	219.1	9.48	240.8	35	0.24	26	660	29	737	8.39	12.50
20142810	10	254.0	10.87	276.1	35	0.24	32	813	29	737	9.67	14.41
20320681	12	304.8	12.91	327.9	35	0.24	39	991	29	737	11.81	17.60
20015131	12¾	323.8	13.69	347.7	35	0.24	39	991	29	737	12.69	18.91

Hose design factor 4:1.

Air & Multipurpose
General Purpose
Heavy Duty
Push-on
Chemical Transfer
Cleaning Equipment
Food & Beverage Transfer
Food Washdown
Marine
Material Handling
Abrasives
Bulk Transfer
Cement & Concrete
Mining
Petroleum
Aircraft Fueling
Dispensing
Dock
Rig Supply
Transfer Discharge
Transfer S&D
Specialty
Steam
Vacuum
Water
Discharge
Suction & Discharge
Washdown
Garden
Welding
Coupling Systems
Equipment
Appendix

Plicord® Vacuum

Air & Multipurpose
General Purpose
Heavy Duty
Push-on

Chemical Transfer

Cleaning Equipment

Food & Beverage Transfer

Food Washdown

Marine

Material Handling
Abrasives
Bulk Transfer
Cement & Concrete

Mining

Petroleum
Aircraft Fueling
Dispensing
Dock
Rig Supply
Transfer Discharge
Transfer S&D

Specialty

Steam

Vacuum

Water
Discharge
Suction & Discharge
Washdown
Garden

Welding

Coupling Systems

Equipment

Appendix

Product Specifications

Application
Plicord® Vacuum has heavy-duty construction for handling abrasive particles from metal, rock and marble grinding machines under vacuum. Its lightweight construction can be used to exhaust fumes and abrasive dust from woodworking machines, metal, rock, granite and similar processing equipment.

Construction
> Tube
Black Chemituf® synthetic rubber (static dissipating/static conductive)
> Cover
Black SBR synthetic rubber (corrugated)
> **Reinforcement**
Spiral-plied synthetic fabric with wire helix

Temperature Range
-25˚F to 180˚F (-32˚C to 82˚C)

Branding (Spiral)
Example: Continental Plicord® HD Vacuum

Couplings
Refer to the Continental Industrial Hose Assembly Manual for crimp specifications.

Order Codes
541-208 (8")
549-207 (lightweight)
549-208 (6" and below)

Plicord® HD Industrial Vacuum (Heavy-duty Construction)

SAP #	ID		Nom. OD		Vacuum HG		Bend Radius		Weight	
	in.	mm	in.	mm	in.	mm	in.	mm	lb./ft.	kg/m
20019382	1½	38.1	1.95	49.5	29	737	6	152	0.77	1.15
20019384	2	50.8	2.46	62.5	29	737	8	203	0.95	1.41
20019385	3	76.2	3.70	94.0	29	737	12	305	2.25	3.35
20019386	4	101.6	4.79	121.7	29	737	16	406	3.34	4.97
20019387	6	152.4	6.80	172.7	29	737	36	914	5.10	7.59
20015105	8	203.2	9.20	233.7	29	737	48	1219	7.53	11.21

Hose design factor 4:1.

Plicord® LW Industrial Vacuum (Lightweight Construction)

SAP #	ID		Nom. OD		Vacuum HG		Bend Radius		Weight	
	in.	mm	in.	mm	in.	mm	in.	mm	lb./ft.	kg/m
20019375	1½	38.1	1.82	46.2	29	737	6	152	0.59	0.88
20019378	2	50.8	2.33	59.2	29	737	8	203	0.70	1.04
20019379	3	76.2	3.33	84.6	29	737	12	305	1.15	1.71
20019380	4	101.6	4.93	125.2	29	737	16	406	1.85	2.75

Hose design factor 4:1.

Water Discharge

	Page	Rubber	Thermoplastic	MSHA	Temp. Range	Coupled Lengths	Lay-flat Construction
Clearwater Flextra 200	87	Yes			-40˚F to 212˚F (-40˚C to 66˚C)		
Clearwater Softwall 150	88	Yes			-40˚F to 212˚F (-40˚C to 66˚C)		
Dishwasher Drain Hose	302	Yes			-40˚F to 210˚F (-40˚C to 99˚C)		
Fire Engine Booster	296	Yes			0˚F to 180˚F (-18˚C to 82˚C)	Yes	
Plicord Furnace Door	295	Yes			-25˚F to 200˚F (-32˚C to 93˚C)		
Plicord HD Water Discharge	292	Yes			-25˚F to 180˚F (-32˚C to 82˚C)		
Plicord Versiflo 125	294	Yes			-25˚F to 200˚F (-32˚C to 93˚C)		
Plicord Water Discharge 150	293	Yes			-25˚F to 180˚F (-32˚C to 82˚C)		
Potable Water	105	Yes			-25˚F to 180˚F (-32˚C to 82˚C)		
Spiraflex Black Lay-Flat Super Duty	297	Yes			-36˚F to 178˚F (-38˚C to 81˚C)		Yes
Spiraflex Blue Extra Light Duty	301		Yes		-10˚F to 150˚F (-23˚C to 66˚C)		Yes
Spiraflex Gray Light Duty	300		Yes		-10˚F to 150˚F (-23˚C to 66˚C)		Yes
Spiraflex Red Medium Duty	299		Yes	Yes	-10˚F to 150˚F (-23˚C to 66˚C)		Yes
Spiraflex Yellow Heavy Duty	298		Yes		-10˚F to 150˚F (-23˚C to 66˚C)		Yes

Air & Multipurpose
General Purpose
Heavy Duty
Push-on
Chemical Transfer
Cleaning Equipment
Food & Beverage Transfer
Food Washdown
Marine
Material Handling
Abrasives
Bulk Transfer
Cement & Concrete
Mining
Petroleum
Aircraft Fueling
Dispensing
Dock
Rig Supply
Transfer Discharge
Transfer S&D
Specialty
Steam
Vacuum
Water
Discharge
Suction & Discharge
Washdown
Garden
Welding
Coupling Systems
Equipment
Appendix

Plicord® HD Water Discharge

Air & Multipurpose
General Purpose
Heavy Duty
Push-on
Chemical Transfer
Cleaning Equipment
Food & Beverage Transfer
Food Washdown
Marine
Material Handling
Abrasives
Bulk Transfer
Cement & Concrete
Mining
Petroleum
Aircraft Fueling
Dispensing
Dock
Rig Supply
Transfer Discharge
Transfer S&D
Specialty
Steam
Vacuum
Water
Discharge
Suction & Discharge
Washdown
Garden
Welding
Coupling Systems
Equipment
Appendix

Product Specifications

Application
Plicord® HD Water Discharge is a heavy-duty, all-purpose hose with excellent abrasion resistance. It is ideal for service in quarries, mines and construction.

Construction
> Tube
Black SBR synthetic rubber
> Cover
Black SBR synthetic rubber (wrapped finish)
> Reinforcement
Four spiral-plies of synthetic fabric

Temperature Range
-25˚F to 180˚F (-32˚C to 82˚C)

Packaging
1"-8" – 100' lengths, coiled and poly-wrapped

Branding (Spiral)
Example: Continental Plicord® HD Water

Couplings
Refer to the Continental Industrial Hose Assembly Manual for crimp specifications.

Order Codes
541-437 (8" and above)
542-437 (65/8" and below)

Plicord® HD Water Discharge

SAP #	ID		Nom. OD		Max. WP		Weight	
Black	**in.**	**mm**	**in.**	**mm**	**psi**	**MPa**	**lb./ft.**	**kg/m**
20016585	1½	38.1	2.00	50.8	200	1.38	0.79	1.18
20016592	2	50.8	2.50	63.5	200	1.38	0.97	1.44
20016598	2½	63.5	3.06	77.7	200	1.38	1.36	2.02
20016602	3	76.2	3.55	90.2	200	1.38	1.60	2.38
20016608	4	101.6	4.58	116.3	150	1.03	2.10	3.13
20016613	4½	114.3	5.07	128.8	150	1.03	2.34	3.48
20016614	5	127.0	5.57	141.5	150	1.03	2.59	3.85
20016618	6	152.4	6.53	165.9	150	1.03	2.87	4.27
20015553	6⅝	168.3	7.22	183.4	150	1.03	3.58	5.33
20015559	8	203.2	8.57	217.7	100	0.69	4.06	6.04
20620155	8⅝	219.1	9.19	233.4	100	0.69	4.57	6.81
20015561	10	254.0	10.63	270.0	100	0.69	5.73	8.54
20015564	12	304.8	12.66	321.6	100	0.69	6.79	10.12

Hose design factor 4:1 above 150 psi WP; 3:1 up to 150 psi WP.

Plicord® Water Discharge 150

Product Specifications

Application
Plicord® Water Discharge 150 is for use in heavy-duty service for a wide range of applications with excellent abrasion resistance.

Construction
> Tube
Black SBR synthetic rubber
> Cover
Black SBR synthetic rubber (wrapped finish)
> Reinforcement
Spiral-plied synthetic rubber

Temperature Range
-25˚F to 180˚F (-32˚C to 82˚C)

Packaging
100' lengths, coiled and poly-wrapped

Branding
Continental Plicord® Water 150

Couplings
Refer to the Continental Industrial Hose Assembly Manual for crimp specifications.

Order Codes
542-438

Plicord® Water Discharge 150

SAP #	ID		Nom. OD		Max. WP		Weight	
	in.	mm	in.	mm	psi	MPa	lb./ft.	kg/m
20050563	3/4	19.1	1.04	26.5	150	1.03	0.23	0.34
20016625	1	25.4	1.29	32.8	150	1.03	0.30	0.45
20016627	1¼	31.8	1.60	40.6	150	1.03	0.43	0.64
20016629	1½	38.1	1.84	46.7	150	1.03	0.50	0.74
20016636	2	50.8	2.38	60.5	150	1.03	0.71	1.06
20016643	2½	63.5	2.87	72.9	150	1.03	0.87	1.30
20016649	3	76.2	3.47	88.1	150	1.03	1.37	2.04
20016655	4	101.6	4.50	114.3	150	1.03	1.80	2.68
20016660	5	127.0	5.51	140.0	150	1.03	2.32	3.45
20016662	6	152.4	6.49	164.9	150	1.03	2.53	3.77

Hose design factor 3:1.

Air & Multipurpose
General Purpose
Heavy Duty
Push-on
Chemical Transfer
Cleaning Equipment
Food & Beverage Transfer
Food Washdown
Marine
Material Handling
Abrasives
Bulk Transfer
Cement & Concrete
Mining
Petroleum
Aircraft Fueling
Dispensing
Dock
Rig Supply
Transfer Discharge
Transfer S&D
Specialty
Steam
Vacuum
Water
Discharge
Suction & Discharge
Washdown
Garden
Welding
Coupling Systems
Equipment
Appendix

Plicord® Versiflo® 125

Product Specifications

Application
For medium-duty water discharge service where the hose does not encounter severe handling.

Construction
> Tube
Black EPDM synthetic rubber
> Cover
Black EPDM (wrapped finish)
> Reinforcement
Spiral-plied synthetic fabric

Temperature Range
-25˚F to 200˚F (-32˚C to 93˚C)

Packaging
100' lengths, coiled and poly-wrapped

Branding (Spiral)
Example: Continental Versiflo® 125 Water Discharge

Couplings
Refer to the Continental Industrial Hose Assembly Manual for crimp specifications.

Order Code
542-527

Plicord® Versiflo® 125

SAP #	ID		Nom. OD		Max. WP		Weight	
Black	**in.**	**mm**	**in.**	**mm**	**psi**	**MPa**	**lb./ft.**	**kg/m**
20016803	1¼	31.8	1.48	37.6	125	0.86	0.26	0.39
20016806	1½	38.1	1.72	43.7	125	0.86	0.30	0.45
20016808	2	50.8	2.24	56.9	125	0.86	0.40	0.60
20016811	2½	63.5	2.73	69.3	125	0.86	0.49	0.73
20016813	3	76.2	3.22	81.8	125	0.86	0.58	0.86
20016815	4	101.6	4.21	106.9	125	0.86	0.83	1.24
20016817	6	152.4	6.32	160.5	125	0.86	1.58	2.35

Hose design factor 3:1.

Air & Multipurpose
General Purpose
Heavy Duty
Push-on
Chemical Transfer
Cleaning Equipment
Food & Beverage Transfer
Food Washdown
Marine
Material Handling
Abrasives
Bulk Transfer
Cement & Concrete
Mining
Petroleum
Aircraft Fueling
Dispensing
Dock
Rig Supply
Transfer Discharge
Transfer S&D
Specialty
Steam
Vacuum
Water
Discharge
Suction & Discharge
Washdown
Garden
Welding
Coupling Systems
Equipment
Appendix

Plicord® Furnace Door

Product Specifications

Application
Plicord® Furnace Door is for carrying cooling water to furnace doors in steel mills and similar service operations where the outside of the hose is subjected to an open flame and elevated temperatures.

Construction
> Tube
SBR synthetic rubber (non-conductive)
> Cover
Fiberglass fabric ply over rubber cover
> Reinforcement
Four spiral-plies of synthetic fabric

Temperature Range
-25˚F to 200˚F (-32˚C to 93˚C)

Packaging
1/2"-4" – 100' lengths, coiled and poly-wrapped

Branding
Not branded

Couplings
Refer to the Continental Industrial Hose Assembly Manual for crimp specifications.

Order Codes
542-309

Plicord® Furnace Door

SAP #	ID		Nom. OD		Max. WP		Weight	
Fiberglass	**in.**	**mm**	**in.**	**mm**	**psi**	**MPa**	**lb./ft.**	**kg/m**
20016515	1/2	12.7	1.06	26.9	200	1.38	0.38	0.57
20016518	3/4	19.1	1.32	33.5	200	1.38	0.52	0.77
20016522	1	25.4	1.64	41.7	200	1.38	0.76	1.13
20018362	1¼	31.8	2.06	52.3	200	1.38	1.19	1.77
20016527	1½	38.1	2.30	58.4	200	1.38	1.36	2.02
20016530	2	50.8	2.87	72.9	200	1.38	1.85	2.75
20069910	2½	63.5	3.36	85.3	200	1.38	2.23	3.32
20032561	3	76.2	3.88	98.5	150	1.03	2.70	4.02
20187448	4	102.0	4.87	123.8	150	1.03	6.90	10.30

Hose design factor 4:1.

Air & Multipurpose
General Purpose
Heavy Duty
Push-on
Chemical Transfer
Cleaning Equipment
Food & Beverage Transfer
Food Washdown
Marine
Material Handling
Abrasives
Bulk Transfer
Cement & Concrete
Mining
Petroleum
Aircraft Fueling
Dispensing
Dock
Rig Supply
Transfer Discharge
Transfer S&D
Specialty
Steam
Vacuum
Water
Discharge
Suction & Discharge
Washdown
Garden
Welding
Coupling Systems
Equipment
Appendix

Fire Engine Booster

Product Specifications

Application
This hose is for use in high-pressure fire engine booster services. It also has many applications in other heavy-duty industrial and municipal operations.

Construction
> Tube
Synthetic rubber
> Cover
Red synthetic rubber
> Reinforcement
Two-braid synthetic yarn

Temperature Range
0˚F to 180˚F (-18˚C to 82˚C)

Packaging
Cartons: 1000' (50' increments)
Cut lengths: 50' (2 pieces); 100' (1 piece)
Coupled lengths: 50' (2 pieces); 100' (1 piece)

Branding
Example: Continental 1" Fire Engine Booster Made in USA

Couplings
READY 2 GO
Coupled assemblies available.

Order Codes
536-382

Fire Engine Booster

SAP #	ID		Nom. OD		Max. WP		Weight	
Red	**in.**	**mm**	**in.**	**mm**	**psi**	**MPa**	**lb./ft.**	**kg/m**
20023056	3/4	19.1	1.25	31.8	800	5.52	0.42	0.62
20023068	1	25.4	1.53	38.9	800	5.52	0.57	0.85

Hose design factor 4:1.

Air & Multipurpose
General Purpose
Heavy Duty
Push-on
Chemical Transfer
Cleaning Equipment
Food & Beverage Transfer
Food Washdown
Marine
Material Handling
Abrasives
Bulk Transfer
Cement & Concrete
Mining
Petroleum
Aircraft Fueling
Dispensing
Dock
Rig Supply
Transfer Discharge
Transfer S&D
Specialty
Steam
Vacuum
Water
Discharge
Suction & Discharge
Washdown
Garden
Welding
Coupling Systems
Equipment
Appendix

Spiraflex® Black Lay-Flat Super Duty Hose

Product Specifications

Application
Spiraflex® Black is a lay-flat, heavy-duty water discharge and washdown hose that combines the lightweight, compact features of PVC with the durability and abrasion resistance of conventional construction. This hose features a unique one-piece, through-the-weave construction and attains its working pressure from a synthetic woven textile. It resists mildew/rot and requires no drying time. Its excellent durability is derived from a high-tensile rubber compound, which completely encases the jacket. Applications include irrigation, washdown, dewatering, coal preparation and utility plants. It is also great for gas drilling, jetting and pump discharge, storage tank cleaning and sewer cleaning.

Construction
> Tube and Cover
Nitrile/PVC compound. Both tube and cover are simultaneously extruded to obtain maximum bending.
> Reinforcement
Through-the-weave fabric reinforcement

Temperature Range
-36˚F to 178˚F (-37˚C to 81˚C)

Packaging
Coiled

Branding
Not branded

Couplings
Contact your Continental representative for special production run minimum requirements.

Order Codes
Contact customer service for ordering details.

Spiraflex® Black Lay-Flat Super Duty Hose

SAP #	ID		Nom. OD		Max. WP		Weight	
	in.	mm	in.	mm	psi	MPa	lb./ft.	kg/m
20466096	1½	38.09	1.58	40.13	300	1.72	0.26	0.38
20466081	2	50.80	2.08	52.83	250	1.72	0.36	0.54
20466020	2½	63.50	2.58	65.53	250	1.72	0.46	0.68
20466098	3	76.19	3.10	78.74	230	1.72	0.52	0.77
20466047	4	101.60	4.10	104.14	200	1.38	0.72	1.07
20466364	6	152.39	6.13	155.70	150	1.03	1.25	1.86
20466752	8	203.20	8.16	207.26	150	1.03	1.70	2.53

Hose design factor 3:1.

Air & Multipurpose
General Purpose
Heavy Duty
Push-on
Chemical Transfer
Cleaning Equipment
Food & Beverage Transfer
Food Washdown
Marine
Material Handling
Abrasives
Bulk Transfer
Cement & Concrete
Mining
Petroleum
Aircraft Fueling
Dispensing
Dock
Rig Supply
Transfer Discharge
Transfer S&D
Specialty
Steam
Vacuum
Water
Discharge
Suction & Discharge
Washdown
Garden
Welding
Coupling Systems
Equipment
Appendix

Spiraflex® Yellow Heavy Duty

Product Specifications

Application
This hose is for heavy-duty applications in mining, agriculture, construction and marine service. It has limited oil and chemical applications.

Construction
> Tube
Black Pliovic®/nitrile PVC tube
>Cover
Yellow fire-retardant Pliovic®, MSHA 2G-14C/15
> Reinforcement
Synthetic fabric

Temperature Range
-10˚F to 150˚F (-23˚C to 66˚C)

Packaging
300' continuous one-piece, coiled and banded

Branding
Example: Continental Spiraflex® Yellow 2" (50.8 mm), 200 psi (1.38 MPa) Flame-resistant USMSHA 2G-14C/15 Made in USA

Couplings
Contact fitting manufacturer for proper fitting recommendation and coupling procedure.

Order Codes
537-513

Spiraflex® Yellow Heavy Duty

SAP #	ID		Nom. OD		Max. WP		Weight	
Yellow	in.	mm	in.	mm	psi	MPa	lb./ft.	kg/m
20012467	1½	38.1	1.77	45.0	200	1.38	0.32	0.48
20012469	2	50.8	2.34	59.4	200	1.38	0.42	0.63
20012470	2½	63.5	2.88	73.2	200	1.38	0.66	0.98
20012472	3	76.2	3.40	86.4	200	1.38	0.76	1.13
20012475	4	101.6	4.41	112.0	150	1.03	1.00	1.49
20012480	6	152.4	6.48	164.6	150	1.03	1.69	2.51

The hose design factor is 4:1 for 1½"-4" hose.
The hose design factor is 3:1 for 6" hose.
Note: Working pressures are rated at 72˚F (22˚C).

Air & Multipurpose
General Purpose
Heavy Duty
Push-on
Chemical Transfer
Cleaning Equipment
Food & Beverage Transfer
Food Washdown
Marine
Material Handling
Abrasives
Bulk Transfer
Cement & Concrete
Mining
Petroleum
Aircraft Fueling
Dispensing
Dock
Rig Supply
Transfer Discharge
Transfer S&D
Specialty
Steam
Vacuum
Water
Discharge
Suction & Discharge
Washdown
Garden
Welding
Coupling Systems
Equipment
Appendix

Spiraflex® Red Medium Duty

Product Specifications

Application
This hose is for medium-duty discharge applications in mining, construction, industry, agriculture and marine service. It has limited oil and chemical applications.

Construction
> Tube
Black Pliovic®/nitrile rubber tube
> Cover
Red Pliovic®, MSHA 2G-14C/16
> Reinforcement
Spiral synthetic yarn, one layer longitudinal synthetic yarn

Temperature Range
-10˚F to 150˚F (-23˚C to 66˚C)

Packaging
300' continuous one-piece, coiled and banded

Branding
Example: Continental Spiraflex® Red 2" (50.8 mm) 150 psi WP (1.03 MPa) Flame-resistant USMSHA 2G-14C/16 Made in USA

Couplings
Contact fitting manufacturer for proper fitting recommendation and coupling procedure.

Order Codes
537-521

Spiraflex® Red Medium Duty

SAP #	ID		Nom. OD		Max. WP		Weight	
Red	**in.**	**mm**	**in.**	**mm**	**psi**	**MPa**	**lb./ft.**	**kg/m**
20012500	1½	38.1	1.71	43.4	150	1.03	0.23	0.34
20012501	2	50.8	2.24	56.9	150	1.03	0.36	0.54
20012502	2½	63.5	2.79	70.9	150	1.03	0.41	0.61
20012503	3	76.2	3.29	83.6	125	0.86	0.46	0.68
20012504	4	101.6	4.32	109.7	100	0.69	0.73	1.09
20012505	6	152.4	6.40	162.6	100	0.69	1.18	1.76

Hose design factor 3:1.
Note: Working pressures are rated at 72˚F (22˚C).

Air & Multipurpose
General Purpose
Heavy Duty
Push-on
Chemical Transfer
Cleaning Equipment
Food & Beverage Transfer
Food Washdown
Marine
Material Handling
Abrasives
Bulk Transfer
Cement & Concrete
Mining
Petroleum
Aircraft Fueling
Dispensing
Dock
Rig Supply
Transfer Discharge
Transfer S&D
Specialty
Steam
Vacuum
Water
Discharge
Suction & Discharge
Washdown
Garden
Welding
Coupling Systems
Equipment
Appendix

Spiraflex® Gray Light Duty

Product Specifications

Application
This hose is for light-duty water discharge service.

Construction
> Tube
Black Pliovic® compound
> Cover
Gray Pliovic® compound
> Reinforcement
Synthetic fabric

Temperature Range
-10˚F to 150˚F (-23˚C to 66˚C)

Packaging
300' continuous one-piece, coiled and banded

Branding
Example: Continental Spiraflex® Gray 2" (50.8 mm) 80 psi (0.55 MPa) Made in USA

Couplings
Contact fitting manufacturer for proper fitting recommendation and coupling procedure.

Order Codes
537-555

Spiraflex® Gray Light Duty

SAP #	ID		Nom. OD		Max. WP		Weight	
Gray	in.	mm	in.	mm	psi	MPa	lb./ft.	kg/m
20012556	1½	38.1	1.72	43.7	90	0.62	0.18	0.27
20012562	2	50.8	2.22	56.4	80	0.55	0.24	0.35
20012567	2½	63.5	2.79	70.9	60	0.41	0.35	0.52
20012572	3	76.2	3.27	83.1	50	0.34	0.38	0.57
20012576	4	101.6	4.33	110.0	45	0.31	0.63	1.01
20012580	6	152.4	6.38	162.1	35	0.24	1.14	1.70

Hose design factor 3:1.
Note: Working pressures are rated at 72˚F (22˚C).

Air & Multipurpose
General Purpose
Heavy Duty
Push-on
Chemical Transfer
Cleaning Equipment
Food & Beverage Transfer
Food Washdown
Marine
Material Handling
Abrasives
Bulk Transfer
Cement & Concrete
Mining
Petroleum
Aircraft Fueling
Dispensing
Dock
Rig Supply
Transfer Discharge
Transfer S&D
Specialty
Steam
Vacuum
Water
Discharge
Suction & Discharge
Washdown
Garden
Welding
Coupling Systems
Equipment
Appendix

Spiraflex® Blue Extra Light Duty

Product Specifications

Application
This hose is for extra light-duty water discharge applications in mining, construction, industry, agricultural and marine service.

Construction
> Tube
Blue PVC compound
> Cover
Blue PVC compound
> Reinforcement
Synthetic fabric

Temperature Range
-10˚F to 150˚F (-23˚C to 66˚C)

Packaging
300', continuous one-piece, coiled and poly-wrapped

Branding
Example: Continental Spiraflex® Blue 2" (50.8 mm) 80 psi WP (0.55 MPa)

Couplings
Contact fitting manufacturer for proper fitting recommendation and coupling procedure.

Order Codes
537-564

Spiraflex® Blue Extra Light Duty

SAP #	ID		Nom. OD		Max. WP		Weight	
Blue	**in.**	**mm**	**in.**	**mm**	**psi**	**MPa**	**lb./ft.**	**kg/m**
20069152	1½	38.1	1.67	42.4	90	0.62	0.18	0.27
20069153	2	50.8	2.21	56.1	80	0.55	0.24	0.37
20069210	2½	63.5	2.68	68.1	55	0.38	0.35	0.52
20069213	3	76.2	3.20	81.3	55	0.38	0.38	0.56
20069216	4	101.6	4.26	108.2	50	0.34	0.63	0.94
20069219	6	152.4	6.26	159.0	35	0.24	1.14	1.70
20069222	8	203.2	8.32	211.3	35	0.24	1.30	1.93

Hose design factor 3:1.
Note: Working pressures are rated at 72˚F (22˚C).

Air & Multipurpose
General Purpose
Heavy Duty
Push-on
Chemical Transfer
Cleaning Equipment
Food & Beverage Transfer
Food Washdown
Marine
Material Handling
Abrasives
Bulk Transfer
Cement & Concrete
Mining
Petroleum
Aircraft Fueling
Dispensing
Dock
Rig Supply
Transfer Discharge
Transfer S&D
Specialty
Steam
Vacuum
Water
Discharge
Suction & Discharge
Washdown
Garden
Welding
Coupling Systems
Equipment
Appendix

Dishwasher Drain Hose

Air & Multipurpose
General Purpose
Heavy Duty
Push-on

Chemical Transfer

Cleaning Equipment

Food & Beverage Transfer

Food Washdown

Marine

Material Handling
Abrasives
Bulk Transfer
Cement & Concrete

Mining

Petroleum
Aircraft Fueling
Dispensing
Dock
Rig Supply
Transfer Discharge
Transfer S&D

Specialty

Steam

Vacuum

Water
Discharge
Suction & Discharge
Washdown
Garden

Welding

Coupling Systems

Equipment

Appendix

Product Specifications

Application
Dishwasher Drain Hose is an economical hot and cold water hose for use in dishwasher drain outlet applications. The EPDM tube and cover is designed to resist exposure to heat, ozone, hot and cold water, soaps and detergents.

Construction
> Tube
EPDM, ARPM Class C (Limited Oil Resistance)
> Cover
EPDM, ARPM Class C (Limited Oil Resistance)
> Reinforcement
Spiral synthetic textile

Temperature Range
-40˚F to 210˚F (-40˚C to 99˚C)

Couplings
Contact fitting manufacturer for proper fitting recommendation and coupling procedure.

Order Codes
569-652

Dishwasher Drain Hose

SAP #	ID		Nom. OD		WP		Weight	
	in.	mm	in.	mm	psi	MPa	lb./ft.	kg/m
20916968	5/8	15.9	0.91	23.1	100	0.69	0.23	0.342
20917070	3/4	19.1	1.09	27.8	100	0.69	0.34	0.506
20917071	7/8	22.2	1.21	30.8	100	0.69	0.37	0.551

Water Suction & Discharge

	Page	Rubber	Thermoplastic	Clear	Temp. Range	Tube Compound
Cold Blue	311		Yes	Yes	-40˚F to 150˚F (-40˚C to 66˚C)	PVC
Con-Ag 150 Water S&D	304	Yes			-40˚F to 180˚F (-40˚C to 82˚C)	EPDM
Con-Ag Water S&D	306	Yes			-40˚F to 180˚F (-40˚C to 82˚C)	EPDM
Flexwing Water S&D	307	Yes			-25˚F to 180˚F (-32˚C to 82˚C)	SBR
Green Hornet XF	312		Yes		-40˚F to 180˚F (-40˚C to 82˚C)	TPR/PVC
Spiraflex Agflex	310		Yes	Yes	0˚F to 158˚F (-18˚C to 70˚C)	PVC
Spiraflex Aggie PVC	309		Yes	Yes	0˚F to 158˚F (-18˚C to 70˚C)	PVC
Spiraflex 1600	308		Yes		0˚F to 158˚F (-18˚C to 70˚C)	PVC
Velocity WT	313		Yes	Yes	-13˚F to 140˚F (-25˚C to 60˚C)	
Versiflo 150 Water S&D	305	Yes			-25˚F to 200˚F (-32˚C to 93˚C)	EPDM

Air & Multipurpose
General Purpose
Heavy Duty
Push-on
Chemical Transfer
Cleaning Equipment
Food & Beverage Transfer
Food Washdown
Marine
Material Handling
Abrasives
Bulk Transfer
Cement & Concrete
Mining
Petroleum
Aircraft Fueling
Dispensing
Dock
Rig Supply
Transfer Discharge
Transfer S&D
Specialty
Steam
Vacuum
Water
Discharge
Suction & Discharge
Washdown
Garden
Welding
Coupling Systems
Equipment
Appendix

Con-Ag 150 Water S&D

NEW

Air & Multipurpose
General Purpose
Heavy Duty
Push-on
Chemical Transfer
Cleaning Equipment
Food & Beverage Transfer
Food Washdown
Marine
Material Handling
Abrasives
Bulk Transfer
Cement & Concrete
Mining
Petroleum
Aircraft Fueling
Dispensing
Dock
Rig Supply
Transfer Discharge
Transfer S&D
Specialty
Steam
Vacuum
Water
Discharge
Suction & Discharge
Washdown
Garden
Welding
Coupling Systems
Equipment
Appendix

Product Specifications

Application
A general purpose water suction and discharge hose for applications in medium- to heavy-duty operations such as construction or agriculture.

Construction
> Tube
Black EPDM
> Cover
Black EPDM (wrapped impression)
> Reinforcement
Spiral-plied fabrics with double wire helix

Temperature Range
-40˚F to 180˚F (-40˚C to 82˚C)

Branding
Continental CON-AG 150 WATER S&D
150 psi WP ##### Made in Canada

Couplings
Contact fitting manufacturer for proper fitting recommendation and coupling procedure.

Order Codes
542-657 (1"-6")
541-657 (8")

Con-Ag 150 Water S&D

SAP #	ID		Nom. OD		Max. WP		Bend Radius		Vacuum HG		Weight	
	in.	mm	in.	mm	psi	MPa	in.	mm	in.	mm	lb./ft.	kg/m
20957399	1	25.4	1.40	35.5	150	1.03	3	76	29	737	0.48	0.71
20957430	1¼	31.8	1.65	31.8	150	1.03	4	102	29	737	0.61	0.91
20957431	1½	38.1	1.90	38.1	150	1.03	5	127	29	737	0.72	1.07
20957432	2	50.8	2.44	50.8	150	1.03	7	178	29	737	1.02	1.52
20957433	2½	63.5	2.99	63.5	150	1.03	10	254	29	737	1.46	2.17
20957434	3	76.2	3.51	76.2	150	1.03	14	356	29	737	1.78	2.65
20957417	4	101.6	4.56	101.6	150	1.03	18	457	29	737	2.55	3.80
20927418	6	152.4	6.70	152.4	150	1.03	27	686	29	737	5.31	7.90
20957501	8	203.2	8.01	203.4	150	1.03	48	1219	29	737	9.13	13.59

Hose design factor 3:1.

Versiflo® 150 Water S&D

Product Specifications

Application
This is a general-purpose water suction and discharge hose for light- to medium-duty applications. It can be used in various industrial, agricultural and construction areas. This hose can be used in Lasso® applications.

Construction
> Tube
Black EPDM synthetic rubber
> Cover
Black EPDM synthetic rubber (wrapped finish)
> Reinforcement
Spiral-plied synthetic fabric with wire helix

> Temperature Range
-25˚F to 200˚F (-32˚C to 93˚C)

Packaging
542-528 – 100' lengths, coiled and poly-wrapped
541-528 – custom lengths

Branding (Spiral)
Example: Continental Versiflo® 150 Water Suction & Discharge

Couplings
Refer to the Continental Industrial Hose Assembly Manual for crimp specifications.

Order Codes
541-528 (8"-14")
542-528 (1 1/4"-6")

Versiflo® 150 Water S&D

SAP #	ID		Nom. OD		Max. WP		Bend Radius		Vacuum HG		Weight	
Black	**in.**	**mm**	**in.**	**mm**	**psi**	**MPa**	**in.**	**mm**	**in.**	**mm**	**lb./ft.**	**kg/m**
20016820	1¼	31.8	1.63	41.4	150	1.03	4	102	29	737	0.53	0.79
20016822	1½	38.1	1.87	47.5	150	1.03	4	102	29	737	0.65	0.97
20016828	2	50.8	2.39	60.7	150	1.03	7	178	29	737	0.87	1.29
20016831	2½	63.5	2.89	73.4	150	1.03	10	254	29	737	1.08	1.61
20016834	3	76.2	3.42	86.9	150	1.03	14	356	29	737	1.44	2.14
20016838	4	101.6	4.45	113.0	150	1.03	18	457	29	737	2.00	2.98
20016841	6	152.4	6.60	167.6	150	1.03	24	610	29	737	4.56	6.79
20115258	8	203.0	8.78	224.0	150	1.03	48	1200	29	737	7.40	11.00
20669573	10	254.0	10.96	278.0	150	1.03	60	1500	29	737	12.20	18.20
20669574	12	305.0	13.23	336.0	150	1.03	72	1800	29	737	18.70	27.90

Hose design factor 3:1.

Air & Multipurpose
General Purpose
Heavy Duty
Push-on
Chemical Transfer
Cleaning Equipment
Food & Beverage Transfer
Food Washdown
Marine
Material Handling
Abrasives
Bulk Transfer
Cement & Concrete
Mining
Petroleum
Aircraft Fueling
Dispensing
Dock
Rig Supply
Transfer Discharge
Transfer S&D
Specialty
Steam
Vacuum
Water
Discharge
Suction & Discharge
Washdown
Garden
Welding
Coupling Systems
Equipment
Appendix

Air & Multipurpose
General Purpose
Heavy Duty
Push-on
Chemical Transfer
Cleaning Equipment
Food & Beverage Transfer
Food Washdown
Marine
Material Handling
Abrasives
Bulk Transfer
Cement & Concrete
Mining
Petroleum
Aircraft Fueling
Dispensing
Dock
Rig Supply
Transfer Discharge
Transfer S&D
Specialty
Steam
Vacuum
Water
Discharge
Suction & Discharge
Washdown
Garden
Welding
Coupling Systems
Equipment
Appendix

Con-Ag Water S&D

NEW

Product Specifications

Application
A general-purpose water suction and discharge hose for applications in medium- to heavy-duty operations such as construction or agriculture.

Construction
> Tube
Black EPDM
> Cover
Black EPDM (wrapped impression)
> Reinforcement
Spiral-plied fabrics with double wire helix

Temperature Range
-40˚F to 180˚F (-40˚C to 82˚C)

Branding
Continental CON-AG WATER S&D #####
Made in Canada
(1/2" spiral transfer tape, yellow backing with black lettering)

Couplings
Contact fitting manufacturer for proper fitting recommendation and coupling procedure.

Order Codes
542-159

Con-Ag Water S&D

SAP #	ID		Nom. OD		Max. WP		Bend Radius		Vacuum HG		Weight	
	in.	mm	in.	mm	psi	MPa	in.	mm	in.	mm	lb./ft.	kg/m
20016431	1	25.4	1.40	35.5	125	0.86	3	76	29	737	0.48	0.71
20016432	1¼	31.8	1.65	41.9	125	0.86	4	102	29	737	0.61	0.91
20016433	1½	38.1	1.90	48.3	125	0.86	5	127	29	737	0.72	1.07
20016437	2	50.8	2.40	61.0	125	0.86	7	178	29	737	0.94	1.40
20016442	2½	63.5	2.95	75.0	100	0.69	10	254	29	737	1.36	2.02
20016447	3	76.2	3.49	88.7	100	0.69	14	356	29	737	1.72	2.56
20016452	4	101.6	4.54	115.3	75	0.52	18	457	29	737	2.48	3.69
20016459	6	152.4	6.68	169.6	75	0.52	27	686	29	737	5.13	7.63
20015068	8	203.2	8.88	225.6	75	0.52	48	1219	29	737	8.76	13.04

Hose design factor 3:1.

Flexwing® Water S&D

Product Specifications

Application
Flexwing® Water S&D is a general-purpose, economical hose for applications in light or medium water suction and discharge operations. It is rated for full vacuum. It can be used in various industrial, agricultural and construction areas.

Construction
> Tube
Black SBR synthetic rubber
> Cover
Black SBR synthetic rubber
> Reinforcement
Synthetic fabric plies with internal wire helix

Temperature Range
-25˚F to 180˚F (-32˚C to 82˚C)

Packaging
3/4"-6" – 100' lengths, coiled and poly-wrapped
8"-12" – Custom lengths

Branding
Example: Flexwing® Water S&D

Couplings
Refer to the Continental Industrial Hose Assembly Manual for crimp specifications.

Order Codes
541-249 (8"-12")
542-249 (3/4"-6")

Flexwing® Water S&D

SAP #	ID		Nom. OD		Max. WP		Bend Radius		Vacuum HG		Weight	
Black	**in.**	**mm**	**in.**	**mm**	**psi**	**MPa**	**in.**	**mm**	**in.**	**mm**	**lb./ft.**	**kg/m**
20462932	3/4	19.0	1.09	27.9	150	1.03	2	50	29	737	0.33	0.49
20462933	1	25.3	1.34	34.1	150	1.03	2	50	29	737	0.41	0.61
20462934	1¼	32.0	1.61	40.8	150	1.03	4	100	29	737	0.50	0.75
20462935	1½	38.0	1.84	46.9	150	1.03	4	100	29	737	0.63	0.94
20462936	2	51.1	2.38	60.4	150	1.03	7	180	29	737	0.84	1.25
20462937	2½	63.6	2.89	73.3	150	1.03	10	250	29	737	1.08	1.61
20462938	3	76.1	3.42	86.8	150	1.03	14	360	29	737	1.46	2.18
20462939	3½	90.0	3.97	100.9	150	1.03	14	360	29	737	1.80	2.68
20462940	4	102.1	4.45	113.1	150	1.03	18	460	29	737	2.03	3.02
20462941	5	127.3	5.53	140.5	150	1.03	20	510	29	737	3.34	4.98
20462942	6	152.6	6.63	168.0	150	1.03	24	610	29	737	4.67	6.96
20026598	8	203.5	8.75	222.3	125	0.86	48	1200	29	737	7.56	11.26
20531203	10	253.9	10.97	278.3	125	0.86	60	1500	29	737	12.34	18.39
20464167	12	305.5	12.19	335.4	125	0.86	72	1800	29	737	19.07	28.41

Hose design factor 3:1.

Air & Multipurpose
General Purpose
Heavy Duty
Push-on
Chemical Transfer
Cleaning Equipment
Food & Beverage Transfer
Food Washdown
Marine
Material Handling
Abrasives
Bulk Transfer
Cement & Concrete
Mining
Petroleum
Aircraft Fueling
Dispensing
Dock
Rig Supply
Transfer Discharge
Transfer S&D
Specialty
Steam
Vacuum
Water
Discharge
Suction & Discharge
Washdown
Garden
Welding
Coupling Systems
Equipment
Appendix

Spiraflex® 1600

Air & Multipurpose
General Purpose
Heavy Duty
Push-on
Chemical Transfer
Cleaning Equipment
Food & Beverage Transfer
Food Washdown
Marine
Material Handling
Abrasives
Bulk Transfer
Cement & Concrete
Mining
Petroleum
Aircraft Fueling
Dispensing
Dock
Rig Supply
Transfer Discharge
Transfer S&D
Specialty
Steam
Vacuum
Water
Discharge
Suction & Discharge
Washdown
Garden
Welding
Coupling Systems
Equipment
Appendix

Product Specifications

Application
Spiraflex® 1600 is for water suction and discharge service in construction and septic tank cleaning operations, and is for general industrial and agricultural applications where mild chemical resistance is required.

Construction
> Tube
Olive-green Pliovic® flexible PVC
> Reinforcement
White high-density rigid PVC helix

Temperature Range
0˚F to 158˚F (-9˚C to 70˚C)

Packaging
3/4"-6" – 100' lengths, coiled and poly-wrapped
8"-10" – 20' lengths, coiled and poly-wrapped

Branding
Not branded

Couplings
Contact fitting manufacturer for proper fitting recommendation and coupling procedure.

Order Codes
586-411

Spiraflex® 1600

SAP #	ID		Nom. OD		Max. WP		Bend Radius		Vacuum HG		Weight	
Olive Green	**in.**	**mm**	**in.**	**mm**	**psi**	**MPa**	**in.**	**mm**	**in.**	**mm**	**lb./ft.**	**kg/m**
20013191	3/4	19.1	0.98	24.9	130	0.90	3	83	29	737	0.18	0.27
20013194	1	25.4	1.24	31.5	106	0.73	5	114	29	737	0.25	0.37
20013197	1¼	31.8	1.53	38.9	99	0.68	5	127	29	737	0.32	0.48
20013203	1½	38.1	1.78	45.2	89	0.61	6	152	29	737	0.37	0.55
20013209	2	50.8	2.32	58.9	79	0.54	8	203	29	737	0.61	0.91
20013213	2½	63.5	2.85	72.4	65	0.45	10	254	29	737	0.87	1.29
20013219	3	76.2	3.41	86.6	65	0.45	12	305	29	737	1.08	1.61
20013223	4	101.6	4.46	113.3	55	0.38	16	406	29	737	1.69	2.51
20013231	6	152.4	6.57	166.9	47	0.32	36	914	29	737	3.05	4.54
20013236	8	203.2	8.92	226.6	40	0.28	60	1524	20	508	6.35	9.45
20013239	10	254.0	10.93	277.6	35	0.24	100	2540	20	508	8.75	13.04

Hose design factor 3:1.

Spiraflex® Aggie PVC

Product Specifications

Application
Spiraflex® Aggie PVC is a general-purpose water suction hose for use in industrial, agriculture and construction applications.

Construction
> Tube
Clear Pliovic®
> Reinforcement
White high-density rigid PVC helix

> Temperature Range
0˚F to 158˚F (-9˚C to 70˚C)

Packaging
100' lengths coiled and poly-wrapped

Branding
Not branded

Couplings
Contact fitting manufacturer for proper fitting recommendation and coupling procedure.

Order Codes
586-453

Spiraflex® Aggie

SAP #	ID		Nom. OD		Max. WP		Bend Radius		Vacuum HG		Weight	
Clear	in.	mm	in.	mm	psi	MPa	in.	mm	in.	mm	lb./ft.	kg/m
20013491	3/4	19.1	1.00	25.4	120	0.83	3.0	76	29	737	0.18	0.27
20013493	1	25.4	1.24	31.5	106	0.73	4.5	114	29	737	0.23	0.34
20013495	1¼	31.8	1.53	38.9	99	0.68	5.0	127	29	737	0.34	0.51
20013497	1½	38.1	1.78	45.2	89	0.61	6.0	152	29	737	0.38	0.57
20013500	2	50.8	2.31	58.7	79	0.54	8.0	203	29	737	0.58	0.86
20013504	2½	63.5	2.85	72.4	65	0.45	10.0	254	29	737	0.90	1.34
20013507	3	76.2	3.41	86.6	65	0.45	12.0	305	29	737	1.07	1.59
20013510	4	101.6	4.47	113.5	55	0.38	16.0	406	29	737	1.69	2.51
20013516	6	152.4	6.60	167.6	47	0.32	36.0	914	29	737	3.29	4.90

Hose design factor 3:1.

Air & Multipurpose
General Purpose
Heavy Duty
Push-on
Chemical Transfer
Cleaning Equipment
Food & Beverage Transfer
Food Washdown
Marine
Material Handling
Abrasives
Bulk Transfer
Cement & Concrete
Mining
Petroleum
Aircraft Fueling
Dispensing
Dock
Rig Supply
Transfer Discharge
Transfer S&D
Specialty
Steam
Vacuum
Water
Discharge
Suction & Discharge
Washdown
Garden
Welding
Coupling Systems
Equipment
Appendix

Air & Multipurpose
General Purpose
Heavy Duty
Push-on
Chemical Transfer
Cleaning Equipment
Food & Beverage Transfer
Food Washdown
Marine
Material Handling
Abrasives
Bulk Transfer
Cement & Concrete
Mining
Petroleum
Aircraft Fueling
Dispensing
Dock
Rig Supply
Transfer Discharge
Transfer S&D
Specialty
Steam
Vacuum
Water
Discharge
Suction & Discharge
Washdown
Garden
Welding
Coupling Systems
Equipment
Appendix

Spiraflex® Agflex

Product Specifications

Application
Spiraflex® Agflex is for water suction and discharge service in construction and septic tank cleaning operations and is for general industrial and agricultural applications where mild chemical resistance is required.

Construction
> Tube
Clear Pliovic®
> Reinforcement
White high-density rigid PVC helix

Temperature Range
0˚F to 158˚F (-18˚C to 70˚C)

Packaging
3/4"-6" – 100' lengths, coiled and poly-wrapped
8"-10" – 20' lengths, coiled and poly-wrapped

Branding
Not branded

Couplings
Contact fitting manufacturer for proper fitting recommendation and coupling procedure.

Order Codes
586-488

Spiraflex® Agflex

SAP #	ID		Nom. OD		Max. WP		Bend Radius		Vacuum HG		Weight	
	in.	mm	in.	mm	psi	MPa	in.	mm	in.	mm	lb./ft.	kg/m
20013671	1	25.40	1.23	31.2	60	0.41	2	51	29	737	0.16	0.24
20013672	1¼	31.75	1.52	38.6	50	0.34	3	76	29	737	0.22	0.33
20013673	1½	38.10	1.78	45.3	50	0.34	4	102	29	737	0.29	0.43
20013674	2	50.80	2.36	60.0	40	0.28	4	102	29	737	0.48	0.71
20013675	2½	63.50	2.92	74.1	35	0.24	5	127	29	737	0.70	1.04
20013676	3	76.20	3.48	88.4	35	0.24	7	178	29	737	0.93	1.39
20013677	4	101.60	4.50	114.4	35	0.24	11	279	20	508	1.35	2.00
20013679	6	152.40	6.61	168.0	30	0.21	28	711	15	381	2.01	2.99
20679179	8	203.20	9.18	233.2	10	0.07	36	914	15	381	4.83	7.19

Hose design factor 3:1.

Cold Blue™

Product Specifications

Application
Cold Blue™ is a lightweight, medium-duty water suction and discharge hose for industrial, construction, agricultural, mining and other applications where low-temperature flexibility is required.

Construction
> Tube
Clear flexible PVC
> Reinforcement
Blue high-density rigid PVC helix

Temperature Range
-40˚F to 150˚F (-40˚C to 65˚C)

Branding
Not branded

Packaging
100' lengths, coiled, covered with corrugated cardboard and wrapped with clear stretch film

Order Codes
586-518

Cold Blue™

SAP #	ID		Nom. OD		Max. WP		Bend Radius		Vacuum HG		Weight	
Clear	in.	mm	in.	mm	psi	MPa	in.	mm	in.	mm	lb./ft.	kg/m
20446623	3/4	19.1	0.99	25.1	120	0.83	3	76	29	737	0.16	0.24
20442995	1	25.4	1.25	31.8	106	0.73	5	127	29	737	0.23	0.34
20439810	1¼	31.8	1.54	39.2	99	0.68	5	127	29	737	0.31	0.45
20439811	1½	38.1	1.77	44.9	89	0.61	6	152	29	737	0.37	0.56
20187679	2	50.8	2.33	59.2	80	0.55	8	203	29	737	0.58	0.87
20439812	2½	63.5	2.87	72.9	65	0.45	10	254	29	737	0.84	1.25
20187760	3	76.2	3.40	86.5	65	0.45	12	305	29	737	1.01	1.50
20187761	4	101.6	4.50	114.0	55	0.38	16	406	29	737	1.65	2.46
20444339	6	152.4	6.62	168.2	47	0.32	36	914	29	737	3.27	4.87

Hose design factor 3:1.
Testing performed at 70°F (22°C).

Air & Multipurpose
General Purpose
Heavy Duty
Push-on
Chemical Transfer
Cleaning Equipment
Food & Beverage Transfer
Food Washdown
Marine
Material Handling
Abrasives
Bulk Transfer
Cement & Concrete
Mining
Petroleum
Aircraft Fueling
Dispensing
Dock
Rig Supply
Transfer Discharge
Transfer S&D
Specialty
Steam
Vacuum
Water
Discharge
Suction & Discharge
Washdown
Garden
Welding
Coupling Systems
Equipment
Appendix

Green Hornet® XF



Product Specifications

Application
Green Hornet® XF features a medium-duty, lightweight construction that retains flexibility in cold weather. Its smooth-bore tube minimizes material buildup and resists a variety of chemicals found in the agricultural and sanitary industries. A slightly corrugated outer helix promotes abrasion resistance, low coefficient of friction and ease of coupling. Common uses can be found in the waste management, construction, agricultural, marine and manufacturing industries.

Construction
> Tube
Black thermoplastic rubber, ARPM Class B (Medium Oil Resistance)
> Reinforcement
Rigid, lime-green polyethylene helix; also available in a variety of custom colors

Temperature Range
-40˚F to 180˚F (-40˚C to 82˚C)

Packaging
100' lengths, coiled and poly-wrapped

Branding
Not branded

Couplings
Contact fitting manufacturer for proper fitting recommendation and coupling procedure.

Order Codes
586-551 (green)
586-608 (yellow)

Green Hornet® XF

SAP #		ID		Nom. OD		Max. WP		Bend Radius		Vacuum HG		Weight	
Green Helix	Yellow Helix	in.	mm	in.	mm	psi	MPa	in.	mm	in.	mm	lb./ft.	kg/m
20450178	21057556	1¼	31.8	1.53	39.0	50	0.35	2.5	63.5	29	737	0.27	0.40
20450177	21057559	1½	38.1	1.78	45.3	50	0.35	3	76.2	29	737	0.32	0.48
20450179	21057970	2	50.8	2.40	61.0	50	0.35	4	101.6	29	737	0.56	0.83
20450351	21057972	3	76.2	3.47	88.1	45	0.31	5	127.0	29	737	0.92	1.37
20450352	21057973	4	101.6	4.67	118.4	40	0.28	9	228.6	29	737	1.60	2.39
20450353	21102420	6	152.4	6.75	171.4	25	0.17	20	508.0	29	737	2.88	4.30

Hose design factor 3:1.

Air & Multipurpose
General Purpose
Heavy Duty
Push-on
Chemical Transfer
Cleaning Equipment
Food & Beverage Transfer
Food Washdown
Marine
Material Handling
Abrasives
Bulk Transfer
Cement & Concrete
Mining
Petroleum
Aircraft Fueling
Dispensing
Dock
Rig Supply
Transfer Discharge
Transfer S&D
Specialty
Steam
Vacuum
Water
Discharge
Suction & Discharge
Washdown
Garden
Welding
Coupling Systems
Equipment
Appendix

Velocity™ WT

Product Specifications

Application
The Velocity™ Water Transfer Hose gets water where you need it, efficiently and fast. This tough clear PVC hose lets you see water in motion, even in the most demanding applications. The premium heavy-duty construction provides great durability. Whether you need full-suction or transfer, the Velocity™ WT is the hose for your jobsite.

Construction
> Tube
Flexible PVC, rigid PVC helix, synthetic braiding, smooth bore, corrugated OD
> Cover
Clear Pliovic® compound
> Reinforcement
Polyester synthetic yarn and orange high-density rigid PVC helix

Temperature Range
-13˚F to 158˚F (-25˚C to 70˚C)

Couplings
Refer to the Continental Industrial Hose Assembly Manual for crimp specifications.

Order Codes
591-101

Velocity™ WT

SAP #	ID		Nom. OD		Max. WP		Bend Radius	Vacuum HG		Length	Weight	
	in.	mm	in.	mm	psi	MPa	in.	in.	mm	ft.	lb./ft.	kg/m
20762594	1 ½	38.1	2.03	51.7	110	0.76	2½	29	737	100	0.66	0.98
20762595	2	50.8	2.46	62.5	100	0.69	4	29	737	100	0.72	1.07
20635650	3	76.2	3.71	94.5	100	0.69	6	29	737	100	1.42	2.12
20635651	4	101.6	4.75	120.6	75	0.52	7	29	737	100	1.56	2.32
20761726	4	101.6	4.75	120.6	75	0.52	7	29	737	60	1.56	2.32
20630166	6	152.4	7.15	181.6	70	0.48	10	29	737	100	4.29	6.38
20762596	6	152.4	7.15	181.6	70	0.48	10	29	737	60	4.29	6.38
20761732	8	203.2	9.20	233.8	60	0.41	15	29	737	20	6.01	8.94

Hose design factor 3:1.

Air & Multipurpose
General Purpose
Heavy Duty
Push-on
Chemical Transfer
Cleaning Equipment
Food & Beverage Transfer
Food Washdown
Marine
Material Handling
Abrasives
Bulk Transfer
Cement & Concrete
Mining
Petroleum
Aircraft Fueling
Dispensing
Dock
Rig Supply
Transfer Discharge
Transfer S&D
Specialty
Steam
Vacuum
Water
Discharge
Suction & Discharge
Washdown
Garden
Welding
Coupling Systems
Equipment
Appendix

Water Washdown

	Page	Temp. Range	Non-Marking-Cover	Superior Oil Resistant Cover	Superior Abrasion Cover	Microban Cover	Tapered Nozzle	Textile	Wire
Plicord Washdown	316	-25˚F to 200˚F (-29˚C to 93˚C)					Yes	Yes	
Plicord Pulp & Paper Washdown	317	-25˚F to 200˚F (-29˚C to 93˚C)					Yes	Yes	
Sureline	315	-40˚F to 190˚F (-40˚C to 88˚C)	Yes*					Yes	

*Non-black colors

Air & Multipurpose
General Purpose
Heavy Duty
Push-on
Chemical Transfer
Cleaning Equipment
Food & Beverage Transfer
Food Washdown
Marine
Material Handling
Abrasives
Bulk Transfer
Cement & Concrete
Mining
Petroleum
Aircraft Fueling
Dispensing
Dock
Rig Supply
Transfer Discharge
Transfer S&D
Specialty
Steam
Vacuum
Water
Discharge
Suction & Discharge
Washdown
Garden
Welding
Coupling Systems
Equipment
Appendix

Sureline®

Product Specifications

Application
Sureline® is for a wide range of industrial, construction, and agricultural water discharge applications in which a general-service water hose is needed.

Construction
> Tube
EPDM synthetic rubber, ARPM Class C
(Limited Oil Resistance)
> Cover
Red or black EPDM synthetic rubber, ARPM Class C
(Limited Oil Resistance)
> Reinforcement
Spiral synthetic yarn

Temperature Range
-40˚F to 210˚F (-40˚C to 99˚C)

Packaging
3/16"-3/4" – 500' reels, maximum 3 pieces, 50' increments
1" – 450' reels, maximum 3 pieces, 50' increments
1¼" – 400' reels, maximum 3 pieces, 50' increments
1½" – 300' reels, maximum 3 pieces, 50' increments

Branding (Spiral)
Example: 1/2" Sureline® Continental 150 psi WP

Couplings
Contact fitting manufacturer for proper fitting recommendation and coupling procedure.

Order Codes
569-048 (red)
569-049 (black)

Sureline®

SAP #		ID		Nom. OD		Max. WP		Weight	
Red	**Black**	**in.**	**mm**	**in.**	**mm**	**psi**	**MPa**	**lb./ft.**	**kg/m**
20026443	20026458	1/4	6.4	0.48	12.2	150	1.03	0.08	0.12
20026444	20026459	3/8	9.5	0.66	16.8	150	1.03	0.13	0.19
20026447	20026465	1/2	12.7	0.78	19.8	150	1.03	0.17	0.25
20026448	20026474	5/8	15.9	0.93	23.6	150	1.03	0.26	0.39
20026451	20026485	3/4	19.1	1.08	27.5	150	1.03	0.35	0.49
20026454	20026501	1	25.4	1.39	35.3	150	1.03	0.52	0.77
20026455	20026508	1¼	31.8	1.63	41.4	150	1.03	0.57	0.85
20026456	20026512	1½	38.1	1.88	47.8	150	1.03	0.68	1.01

Hose design factor 4:1.

Air & Multipurpose
General Purpose
Heavy Duty
Push-on
Chemical Transfer
Cleaning Equipment
Food & Beverage Transfer
Food Washdown
Marine
Material Handling
Abrasives
Bulk Transfer
Cement & Concrete
Mining
Petroleum
Aircraft Fueling
Dispensing
Dock
Rig Supply
Transfer Discharge
Transfer S&D
Specialty
Steam
Vacuum
Water
Discharge
Suction & Discharge
Washdown
Garden
Welding
Coupling Systems
Equipment
Appendix

Air & Multipurpose
General Purpose
Heavy Duty
Push-on

Chemical Transfer

Cleaning Equipment

Food & Beverage Transfer

Food Washdown

Marine

Material Handling
Abrasives
Bulk Transfer
Cement & Concrete

Mining

Petroleum
Aircraft Fueling
Dispensing
Dock
Rig Supply
Transfer Discharge
Transfer S&D

Specialty

Steam

Vacuum

Water
Discharge
Suction & Discharge
Washdown
Garden

Welding

Coupling Systems

Equipment

Appendix

Plicord® Washdown with Optional Integral Tapered Nozzle

Product Specifications

Application
Plicord® Washdown is a quality water discharge hose for the environments typically found in paper mills and other industrial operations. It can be supplied with an integral rubber tapered nozzle.

Construction
> Tube
Black SBR synthetic rubber
> Cover
Black SBR synthetic rubber (wrapped impression).
Also available in a green or white cover (non-FDA).
> Reinforcement
Spiral-plied synthetic fabric

Temperature Range
-25˚F to 200˚F (-32˚C to 93˚C)

Packaging
50' lengths, coiled and poly-wrapped

Branding (Spiral)
Example: Continetal Plicord® Washdown 150 psi Max WP

Couplings
Contact fitting manufacturer for proper fitting recommendation and coupling procedure. Also available with integral tapered nozzle.

Non-Stock/Sizes
Hose: 400' minimum order in 400' increments
Hose with tapered nozzle: two 50' lengths in two-length increments

Order Codes
542-454 (black)
542-455 (green)
542-507 (white)

Plicord® Washdown

SAP #			ID		Nom. OD		Max. WP		Weight	
Black	**Green**	**White**	**in.**	**mm**	**in.**	**mm**	**psi**	**MPa**	**lb./ft.**	**kg/m**
20016718	20016737	20016775	3/4	19.1	1.17	29.7	150	1.03	0.36	0.54
20016722	20016742	20016781	1	25.4	1.42	36.1	150	1.03	0.45	0.67
20016727	20016745	20016784	1¼	31.8	1.69	42.9	150	1.03	0.55	0.82
20016729	20139579	20649827	1½	38.1	1.97	50.0	150	1.03	0.71	1.06

Hose design factor 4:1.
Orifice sizes: 3/4"–1/2" ID
1"–1/2" ID
1¼"–5/8" ID
1½"–3/4" ID

Pulp & Paper Washdown with Optional Integral Tapered Nozzle

Product Specifications

Application
This is a heavy-duty water discharge hose for washdown service in pulp and paper mills where kink resistance is of major importance. This hose can be supplied with an integral rubber tapered nozzle.

Construction
> Tube
Black EPDM synthetic rubber (also available in white, non-FDA)
> Cover
Black EPDM synthetic rubber
> Reinforcement
Spiral-plied synthetic fabric

Temperature Range
-25˚F to 200˚F (-32˚C to 93˚C)

Packaging
50' lengths, coiled and poly-wrapped

Branding (Spiral)
Example: Continental HD Washdown 300 psi Max WP

Couplings
Contact fitting manufacturer for proper fitting recommendation and coupling procedure. Also available with an integral tapered nozzle.

Non-Stock/Sizes
Hose: 400' minimum order in 400' increments
Hose with tapered nozzle: Two 50' lengths in two-length increments

Order Codes
542-452

Plicord® Pulp & Paper Washdown

SAP #	ID		Nom. OD		Max. WP		Weight	
Black	**in.**	**mm**	**in.**	**mm**	**psi**	**MPa**	**lb./ft.**	**kg/m**
20024998	3/4	19.1	1.30	33.0	300	2.07	0.47	0.70
20029385	1	25.4	1.62	41.2	300	2.07	0.67	1.00
20016713	1¼	31.8	1.88	47.8	300	2.07	0.81	1.21
20100952	1½	38.1	2.11	53.7	300	2.07	0.91	1.36

Hose design factor 4:1.
Orifice sizes: 3/4"–1/2" ID
1"–1/2" ID
1¼"–5/8" ID
1½"–3/4" ID

Air & Multipurpose
General Purpose
Heavy Duty
Push-on
Chemical Transfer
Cleaning Equipment
Food & Beverage Transfer
Food Washdown
Marine
Material Handling
Abrasives
Bulk Transfer
Cement & Concrete
Mining
Petroleum
Aircraft Fueling
Dispensing
Dock
Rig Supply
Transfer Discharge
Transfer S&D
Specialty
Steam
Vacuum
Water
Discharge
Suction & Discharge
Washdown
Garden
Welding
Coupling Systems
Equipment
Appendix

Garden

Air & Multipurpose
General Purpose
Heavy Duty
Push-on

Chemical Transfer

Cleaning Equipment

Food & Beverage Transfer

Food Washdown

Marine

Material Handling
Abrasives
Bulk Transfer
Cement & Concrete

Mining

Petroleum
Aircraft Fueling
Dispensing
Dock
Rig Supply
Transfer Discharge
Transfer S&D

Specialty

Steam

Vacuum

Water
Discharge
Suction & Discharge
Washdown
Garden

Welding

Coupling Systems

Equipment

Appendix

	Page	Rubber	Thermoplastic	Temp. Range	Coupled Lengths
Heavy Duty Cold Water Premium Rubber Hose	320	Yes		-40˚F to 160˚F (-40˚C to 71˚C)	Yes
Heavy Duty Hot Water Premium Rubber Hose	319	Yes		-40˚F to 190˚F (-40˚C to 88˚C)	Yes
Pathfinder ECO Garden Hose	321	Yes		-40˚F to 160˚F (-40˚C to 71˚C)	Yes
Yardmaster ECO Garden Hose	322		Yes	-40˚F to 158˚F (-40˚C to 70˚C)	Yes

Heavy Duty Hot Water Premium Rubber Hose

Product Specifications

Application
This is a commercial premium rubber hose that handles hot water up to 190°F. It is reinforced for high burst strength and is abrasion- and weather-resistant with flexibility in cold temperatures. This hose has crush-resistant brass fittings.

Construction
> Tube
EPDM tube
> Cover
Red EPDM
> Reinforcement
Spiral synthetic reinforcement

Temperature Range
-40˚F to 190˚F (-40˚C to 88˚C)

Branding
Continental Made in USA

Couplings
Heavy-duty crush-resistant brass, male x female GHT (garden hose thread).

READY 2 GO

Coupled assemblies available.

Order Codes
569-028

Heavy Duty Hot Water Premium Rubber Hose

SAP #	ID		Nom. OD		Max. WP		Weight	
	in.	mm	in.	mm	psi	MPa	lb./ft.	kg/m
20582672	5/8	15.9	0.91	23.0	130	0.90	0.23	0.34

Hose design factor 3:1.

Air & Multipurpose
General Purpose
Heavy Duty
Push-on
Chemical Transfer
Cleaning Equipment
Food & Beverage Transfer
Food Washdown
Marine
Material Handling
Abrasives
Bulk Transfer
Cement & Concrete
Mining
Petroleum
Aircraft Fueling
Dispensing
Dock
Rig Supply
Transfer Discharge
Transfer S&D
Specialty
Steam
Vacuum
Water
Discharge
Suction & Discharge
Washdown
Garden
Welding
Coupling Systems
Equipment
Appendix

Air & Multipurpose
General Purpose
Heavy Duty
Push-on

Chemical Transfer

Cleaning Equipment

Food & Beverage Transfer

Food Washdown

Marine

Material Handling
Abrasives
Bulk Transfer
Cement & Concrete

Mining

Petroleum
Aircraft Fueling
Dispensing
Dock
Rig Supply
Transfer Discharge
Transfer S&D

Specialty

Steam

Vacuum

Water
Discharge
Suction & Discharge
Washdown
Garden

Welding

Coupling Systems

Equipment

Appendix

Heavy Duty Cold Water Premium Rubber Hose

Product Specifications

Application
This is a commercial cold water premium rubber hose that is reinforced for high burst strength. It is abrasion- and weather-resistant with flexibility in cold temperatures. This hose has crush-resistant brass fittings.

Construction
> Tube
EPDM tube
> Cover
Black EPDM
> Reinforcement
Spiral synthetic reinforcement

Temperature Range
-40˚F to 160˚F (-40˚C to 71˚C)

Packaging
Cut, coiled and tied assemblies

Branding
Continental Made in USA

Couplings
Heavy-duty crush-resistant brass, male x female GHT (garden hose thread).

READY 2 GO

Coupled assemblies available.

Order Codes
569-029

Heavy Duty Cold Water Premium Rubber Hose

SAP #	ID		Nom. OD		Max. WP		Weight	
Black	**in.**	**mm**	**in.**	**mm**	**psi**	**MPa**	**lb./ft.**	**kg/m**
20582671	5/8	15.9	0.91	23.0	130	0.90	0.23	0.34

Hose design factor 3:1.

Pathfinder® ECO Garden Hose

Product Specifications

Application
Pathfinder® ECO Garden Hose is heavy-duty, kink-resistant and durable while also being plant-based and environmentally friendly. It resists abrasion and won't degrade in sun or frost, making it ideal for commercial use. Featuring crush-proof ECO brass fittings that are lead-free, making this hose 100% Prop 65 compliant.

Construction
> Tube
Sugarcane based EPDM
> Cover
Sugarcane based EPDM
> Reinforcement
Spiral synthetic reinforcement

Temperature Range
-40˚F to 160˚F (-40˚C to 71˚C)

Branding
Example: Continental Pathfinder® ECO Made in USA

Couplings
Heavy duty crush resistant ECO brass MxF (GHT), lead free

Order Codes
569-150

Pathfinder® ECO Garden Hose

SAP #	ID		Nom. OD		Max. WP		Min. Burst Pressure		Weight		Length
	in.	mm	in.	mm	psi	MPa	psi	MPa	lb./ft.	kg/m	ft.
	5/8	15.9	0.91	23.0	130	0.90	400	3.02	11.6	5.240	50

Hose design factor 3:1.

Air & Multipurpose
General Purpose
Heavy Duty
Push-on
Chemical Transfer
Cleaning Equipment
Food & Beverage Transfer
Food Washdown
Marine
Material Handling
Abrasives
Bulk Transfer
Cement & Concrete
Mining
Petroleum
Aircraft Fueling
Dispensing
Dock
Rig Supply
Transfer Discharge
Transfer S&D
Specialty
Steam
Vacuum
Water
Discharge
Suction & Discharge
Washdown
Garden
Welding
Coupling Systems
Equipment
Appendix

Yardmaster™ ECO Garden Hose

Product Specifications

Application
Yardmaster™ ECO is a light to medium duty garden hose designed to be lightweight and easy to handle, durable and environmentally friendly. It is best suited for lawn and garden, apartment, manufacturing plants and commercial property applications. It is made with 100% recycled TPV and has lead-free, crush-proof ECO brass fittings making it 100% Prop 65 compliant.

Construction
> Tube
Recycled TPV (Thermoplastic Vulcanizate)
> Cover
Recycled TPV (Thermoplastic Vulcanizate)
> Reinforcement
Spiral synthetic yarn

Temperature Range
-40˚F to 158˚F (-40˚C to 70˚C)

Branding
Continental Yardmaster™ ECO 5/8" Made in USA

Couplings
Heavy-duty crush-resistant ECO brass, MxF (GHT), lead-free

Order Codes
540-545

Yardmaster™ ECO Garden Hose

SAP #	ID		Nom. OD		Max. WP		Assembly Weight		Length
	in.	mm	in.	mm	psi	MPa	lb.	kg.	ft.
21109668	5/8	15.9	0.83	21.2	100	0.69	5.6	2.5	50

Hose design factor 3:1.

Air & Multipurpose
General Purpose
Heavy Duty
Push-on
Chemical Transfer
Cleaning Equipment
Food & Beverage Transfer
Food Washdown
Marine
Material Handling
Abrasives
Bulk Transfer
Cement & Concrete
Mining
Petroleum
Aircraft Fueling
Dispensing
Dock
Rig Supply
Transfer Discharge
Transfer S&D
Specialty
Steam
Vacuum
Water
Discharge
Suction & Discharge
Washdown
Garden
Welding
Coupling Systems
Equipment
Appendix

Welding

	Page	Oxygen (Green)	Acetylene (Red)	Fuel Gases* (Red)	Flame- and Oil-Resistant Tube	Flame- and Oil-Resistant Cover
ISO 3821 Blue Welding Hose	332					
ISO 3821 Orange Welding Hose	332					
ISO 3821 Red Welding Hose	331					
Scarfing Hose	330					
Single Line Welding Grade R	329	Yes	Yes	No	No	No
Single Line Welding Grade RM	328	Yes	Yes	No	No	Yes
Single Line Welding Grade T	327	Yes	Yes	Yes	Yes	Yes
TIG Welding Hose	333					
Twin-Line Welding Grade R	326	Yes	Yes	No	No	No
Twin-Line Welding Grade RM	325	Yes	Yes	No	No	Yes
Twin-Line Welding Grade T	324	Yes	Yes	Yes	Yes	Yes

*Fuel Gases are defined in ARPM IP-7 welding hose standard. Flammable compressed gases commonly used in the welding and cutting industry include but are not limited to acetylene, hydrogen, methane/natural gas, LP gas, propylene and methylacetylene-propadiene stabilized.
ARPM IP-7 and CGA E-1

All welding hoses should be inspected and maintained in accordance with the ARPM IP/1/5 Technical Specification Guide for Use, Maintenance, and Inspection of Welding Hose.

Air & Multipurpose
General Purpose
Heavy Duty
Push-on
Chemical Transfer
Cleaning Equipment
Food & Beverage Transfer
Food Washdown
Marine
Material Handling
Abrasives
Bulk Transfer
Cement & Concrete
Mining
Petroleum
Aircraft Fueling
Dispensing
Dock
Rig Supply
Transfer Discharge
Transfer S&D
Specialty
Steam
Vacuum
Water
Discharge
Suction & Discharge
Washdown
Garden
Welding
Coupling Systems
Equipment
Appendix

Twin-Line Welding Grade T - Type VD

Product Specifications

Application
Use for welding service. This hose meets ARPM IP-7 and CGA E-1 standards for Grade T welding hose and is non-conductive.

Construction
> Tube
Wingprene® synthetic rubber, compatible with all common welding fuel gases
> Cover
Chemivic synthetic rubber with a smooth cover
> Reinforcement
Spiral synthetic yarn

Temperature Range
-40˚F to 120˚F (-40˚C to 49˚C)

Packaging
500' reels

Branding
Example: Twin-Line 1/4" Grade T Fuel Gas Std Duty Max WP 200 psi Meets ARPM IP-7/CGA E-1 Made In USA Continental

Couplings
Refer to the Continental Industrial Hose Assembly Manual for crimp specifications.
Coupled assemblies available.

Order Codes
569-618

Twin-Line Welding Grade T

SAP #	ID		Nom. OD		Max. WP		Weight	
	in.	mm	in.	mm	psi	MPa	lb./ft.	kg/m
20027443	3/16	4.8	0.44	11.2	200	1.38	0.13	0.19
20027465	1/4	6.4	0.53	13.5	200	1.38	0.18	0.27
20027480	5/16	7.9	0.59	15.0	200	1.38	0.22	0.33
20027498	3/8	9.5	0.66	16.8	200	1.38	0.26	0.39

Hose design factor 4:1.
Note: For welding hose precautions, see Appendix C.

Air & Multipurpose
General Purpose
Heavy Duty
Push-on
Chemical Transfer
Cleaning Equipment
Food & Beverage Transfer
Food Washdown
Marine
Material Handling
Abrasives
Bulk Transfer
Cement & Concrete
Mining
Petroleum
Aircraft Fueling
Dispensing
Dock
Rig Supply
Transfer Discharge
Transfer S&D
Specialty
Steam
Vacuum
Water
Discharge
Suction & Discharge
Washdown
Garden
Welding
Coupling Systems
Equipment
Appendix

Twin-Line Welding Grade RM - Type VD

Product Specifications

Application
Use for welding service. This hose meets the ARPM IP-7 standard for Grade RM welding hose and is non-conductive.

Construction
> Tube
SBR synthetic rubber, compatible with oxygen and acetylene gases
> Cover
Chemivic synthetic rubber with a smooth cover
> Reinforcement
Spiral synthetic yarn

Temperature Range
-40˚F to 120˚F (-40˚C to 49˚C)

Packaging
500' reels

Branding
Example: Twin-Line 1/4" Grade RM Acetylene Only Std Duty Max WP 200 psi Meets ARPM IP-7 Made in USA Continental

Couplings
Refer to the Continental Industrial Hose Assembly Manual for crimp specifications.

Order Codes
569-598

Twin-Line Welding Grade RM

SAP #	ID		Nom. OD		Max. WP		Weight	
	in.	mm	in.	mm	psi	MPa	lb./ft.	kg/m
20027317	3/16	4.8	0.44	11.2	200	1.38	0.15	0.22
20027342	1/4	6.4	0.53	13.5	200	1.38	0.21	0.31
20027356	5/16	7.9	0.59	15.0	200	1.38	0.25	0.37
20189609	3/8	9.5	0.66	16.8	200	1.38	0.29	0.43

Hose design factor 4:1.
Note: For welding hose precautions, see Appendix C.

Air & Multipurpose
General Purpose
Heavy Duty
Push-on
Chemical Transfer
Cleaning Equipment
Food & Beverage Transfer
Food Washdown
Marine
Material Handling
Abrasives
Bulk Transfer
Cement & Concrete
Mining
Petroleum
Aircraft Fueling
Dispensing
Dock
Rig Supply
Transfer Discharge
Transfer S&D
Specialty
Steam
Vacuum
Water
Discharge
Suction & Discharge
Washdown
Garden
Welding
Coupling Systems
Equipment
Appendix

Twin-Line Welding Grade R - Type VD

Product Specifications

Application
Use for welding service. This hose meets the ARPM IP-7 standard for Grade R welding hose.

Construction
> Tube
EPDM synthetic rubber, compatible with oxygen and acetylene gases
> Cover
EPDM synthetic rubber with a smooth surface
> Reinforcement
Spiral synthetic yarn

Temperature Range
-40˚F to 120˚F (-40˚C to 49˚C)

Packaging
500' reels

Branding
Example: Twin-Line 1/4" Grade R Acetylene Only Std Duty Max WP 200 psi Meets ARPM IP-7 Made in USA Continental

Couplings
Refer to the Continental Industrial Hose Assembly Manual for crimp specifications.
Coupled assemblies available.

Order Codes
569-588

Twin-Line Welding Grade R

SAP #	ID		Nom. OD		Max. WP		Weight	
	in.	mm	in.	mm	psi	MPa	lb./ft.	kg/m
20027120	3/16	4.8	0.44	11.2	200	1.38	0.13	0.19
20027170	1/4	6.4	0.53	13.5	200	1.38	0.18	0.27
20027203	5/16	7.9	0.59	15.0	200	1.38	0.22	0.33
20027224	3/8	9.5	0.66	16.8	200	1.38	0.26	0.39

Hose design factor 4:1.
Note: For welding hose precautions, see Appendix C.

Air & Multipurpose
General Purpose
Heavy Duty
Push-on
Chemical Transfer
Cleaning Equipment
Food & Beverage Transfer
Food Washdown
Marine
Material Handling
Abrasives
Bulk Transfer
Cement & Concrete
Mining
Petroleum
Aircraft Fueling
Dispensing
Dock
Rig Supply
Transfer Discharge
Transfer S&D
Specialty
Steam
Vacuum
Water
Discharge
Suction & Discharge
Washdown
Garden
Welding
Coupling Systems
Equipment
Appendix

Single Line Welding Grade T

Product Specifications

Application
Use for welding service. This hose meets ARPM IP-7 and CGA E-1 standards for Grade T welding hose and is non-conductive.

Construction
> Tube
Wingprene® synthetic rubber compound compatible with all common welding fuel gases
> Cover
Chemivic synthetic rubber ribbed surface
> Reinforcement
Spiral synthetic yarn

Temperature Range
-40˚F to 120˚F (-40˚C to 49˚C)

Packaging
500' reels

Branding
Example: 1/4" Grade T Fuel Gas Std Duty Max WP 200 psi Meets ARPM IP-7/CGA E-1 Made in USA Continental

Couplings
Refer to the Continental Industrial Hose Assembly Manual for crimp specifications.

Order Codes
569-619 (red cover)
(acetylene or other common welding fuel gas)
569-620 (green cover) (oxygen)

Single Line Welding Grade T

SAP #		ID		Nom. OD		Max. WP		Weight	
Red (Acetylene)	Green (Oxygen)	in.	mm	in.	mm	psi	MPa	lb./ft.	kg/m
20685102	Call for information	3/16	4.8	0.44	11.1	200	1.38	0.08	0.12
20027506	20683454	1/4	6.4	0.53	13.5	200	1.38	0.10	0.15
20309892	20308955	5/16	7.9	0.60	15.1	200	1.38	0.12	0.18
20027510	20027514	3/8	9.5	0.66	16.7	200	1.38	0.14	0.21

Hose design factor 4:1.
Note: For welding hose precautions, see Appendix C.

Air & Multipurpose
General Purpose
Heavy Duty
Push-on
Chemical Transfer
Cleaning Equipment
Food & Beverage Transfer
Food Washdown
Marine
Material Handling
Abrasives
Bulk Transfer
Cement & Concrete
Mining
Petroleum
Aircraft Fueling
Dispensing
Dock
Rig Supply
Transfer Discharge
Transfer S&D
Specialty
Steam
Vacuum
Water
Discharge
Suction & Discharge
Washdown
Garden
Welding
Coupling Systems
Equipment
Appendix

Single Line Welding Grade RM

Product Specifications

Application
For welding service. Meets ARPM IP-7 standard for Grade RM welding hose.

Construction
> Tube
SBR synthetic rubber (non-conductive)
> Cover
Chemivic synthetic rubber ribbed surface
> Reinforcement
Spiral synthetic yarn

Temperature Range
-40˚F to 120˚F (-40˚C to 49˚C)

Packaging
500' reels

Branding
Example: 1/4" Grade RM Oxygen Std Duty Max WP 200 psi Meets ARPM IP-7 Made in USA Continental

Couplings
Refer to the Continental Industrial Hose Assembly Manual for crimp specifications.

Order Codes
569-589 (red cover) (acetylene)
569-590 (green cover) (oxygen)

Single Line Welding Grade RM

		ID		Nom. OD		Max. WP		Weight	
Red (Acetylene)	**Green (Oxygen)**	**in.**	**mm**	**in.**	**mm**	**psi**	**MPa**	**lb./ft.**	**kg/m**
20027237	20027249	1/4	6.4	0.53	13.5	200	1.38	0.10	0.15

Hose design factor 4:1.
Note: For welding hose precautions, see Appendix C.

Air & Multipurpose
General Purpose
Heavy Duty
Push-on
Chemical Transfer
Cleaning Equipment
Food & Beverage Transfer
Food Washdown
Marine
Material Handling
Abrasives
Bulk Transfer
Cement & Concrete
Mining
Petroleum
Aircraft Fueling
Dispensing
Dock
Rig Supply
Transfer Discharge
Transfer S&D
Specialty
Steam
Vacuum
Water
Discharge
Suction & Discharge
Washdown
Garden
Welding
Coupling Systems
Equipment
Appendix

Single Line Welding Grade R

Product Specifications

Application
Use for welding service. This hose meets the ARPM IP-7 standard for Grade R welding hose.

Construction
> Tube
EPDM synthetic rubber
> Cover
EPDM synthetic rubber ribbed surface
> Reinforcement
Spiral synthetic yarn

Temperature Range
-40˚F to 120˚F (-40˚C to 49˚C)

Packaging
500' reels

Branding
Example: 1/4" Grade R Acetylene Only Std Duty Max WP 200 psi Meets ARPM IP-7 Made in USA Continental

Couplings
Refer to the Continental Industrial Hose Assembly Manual for crimp specifications.

Order Codes
569-591 (red cover) (acetylene)
569-592 (green cover) (oxygen)

Single Line Welding Grade R

SAP #		ID		Nom. OD		Max. WP		Weight	
Red (Acetylene)	**Green (Oxygen)**	**in.**	**mm**	**in.**	**mm**	**psi**	**MPa**	**lb./ft.**	**kg/m**
20027257	20027276	3/16	4.8	0.44	11.1	200	1.38	0.08	0.12
20027261	20027280	1/4	6.4	0.53	13.5	200	1.38	0.10	0.15
20027267	20027292	5/16	7.9	0.60	15.1	200	1.38	0.11	0.16
20027271	20027295	3/8	9.5	0.66	16.7	200	1.38	0.13	0.19

Hose design factor 4:1.
Note: For welding hose precautions, see Appendix C.

Air & Multipurpose
General Purpose
Heavy Duty
Push-on
Chemical Transfer
Cleaning Equipment
Food & Beverage Transfer
Food Washdown
Marine
Material Handling
Abrasives
Bulk Transfer
Cement & Concrete
Mining
Petroleum
Aircraft Fueling
Dispensing
Dock
Rig Supply
Transfer Discharge
Transfer S&D
Specialty
Steam
Vacuum
Water
Discharge
Suction & Discharge
Washdown
Garden
Welding
Coupling Systems
Equipment
Appendix

Scarfing Hose

Product Specifications

Application
A heavy-duty welding hose designed for scarfing and severe welding applications. The extra thick cover lends protection to the hose in high-abuse environments such as steel mills, foundries and industrial plants where hose may encounter high temperatures, sharp edges and abrasive conditions. Tube and cover materials are designed to meet ARPM for all fuel gases.

Construction
> Tube
Wingprene® synthetic rubber compound compatible with all fuel gases
> Cover
Chemivic synthetic rubber for excellent oil- and abrasion-resistance; available in green for oxygen and red for fuel gases.
> Reinforcement
Spiral synthetic yarn

Temperature Range
-40˚F to 200˚F (-40˚C to 93˚C)

Packaging
500' reels, maximum 3 pieces, 25' minimum length

Branding
Example: 3/8" (9.5mm) Continental Heavy Duty Fuel Gas 150 psi Made in USA

Couplings
Contact fitting manufacturer for proper fitting recommendation and coupling procedure.

Order Codes
569-713

Scarfing Hose

SAP #	Color	ID		Nom. OD		Max. WP		Weight	
		in.	mm	in.	mm	psi	MPa	lb./ft.	kg/m
20667059	Green	3/8	9.5	0.81	20.6	250	1.72	0.37	0.551
20667163	Green	1/2	12.7	0.93	23.8	250	1.72	0.49	0.729
20667161	Red	3/8	9.5	0.81	20.6	250	1.72	0.37	0.551
20667165	Red	1/2	12.7	0.93	23.8	250	1.72	0.49	0.729

Hose design factor 4:1.

Air & Multipurpose
General Purpose
Heavy Duty
Push-on
Chemical Transfer
Cleaning Equipment
Food & Beverage Transfer
Food Washdown
Marine
Material Handling
Abrasives
Bulk Transfer
Cement & Concrete
Mining
Petroleum
Aircraft Fueling
Dispensing
Dock
Rig Supply
Transfer Discharge
Transfer S&D
Specialty
Steam
Vacuum
Water
Discharge
Suction & Discharge
Washdown
Garden
Welding
Coupling Systems
Equipment
Appendix

ISO 3821 Red Welding Hose

Product Specifications

Application
For acetylene gas welding and cutting processes.

Construction
> Tube
EPDM synthetic rubber
> Cover
Red EPDM synthetic rubber
> Reinforcement
Spiral synthetic yarn

Temperature Range
-40˚F to 140˚F (-40˚C to 60˚C)

Packaging
500' reels, maximum 3 pieces, 50' increments
Other packaging options available upon request

Branding
Example: Continental ISO 3821 2 MPa (20 BAR) 5.0

Couplings
Contact fitting manufacturer for proper fitting recommendation and coupling procedure.

Order Codes
569-727

ISO 3821 Red Welding Hose

SAP #	ID		Nom. OD		Max. WP		Weight	
	in.	mm	in.	mm	psi	MPa	lb./ft.	kg/m
20846516	3/16	5.0	0.47	12.0	290	2.0	0.09	0.13
21009278	1/4	6.3	0.52	13.3	290	2.0	0.10	0.15
21007279	5/16	8.0	0.59	15.0	290	2.0	0.12	0.18
21009290	3/8	9.5	0.65	16.5	290	2.0	0.14	0.20

Air & Multipurpose
General Purpose
Heavy Duty
Push-on
Chemical Transfer
Cleaning Equipment
Food & Beverage Transfer
Food Washdown
Marine
Material Handling
Abrasives
Bulk Transfer
Cement & Concrete
Mining
Petroleum
Aircraft Fueling
Dispensing
Dock
Rig Supply
Transfer Discharge
Transfer S&D
Specialty
Steam
Vacuum
Water
Discharge
Suction & Discharge
Washdown
Garden
Welding
Coupling Systems
Equipment
Appendix

ISO 3821 Blue/Orange Welding Hose

Air & Multipurpose
General Purpose
Heavy Duty
Push-on

Chemical Transfer

Cleaning Equipment

Food & Beverage Transfer

Food Washdown

Marine

Material Handling
Abrasives
Bulk Transfer
Cement & Concrete

Mining

Petroleum
Aircraft Fueling
Dispensing
Dock
Rig Supply
Transfer Discharge
Transfer S&D

Specialty

Steam

Vacuum

Water
Discharge
Suction & Discharge
Washdown
Garden

Welding

Coupling Systems

Equipment

Appendix

Product Specifications

Application
For LPG, MPS, natural gas and methane gas welding and cutting processes.

Construction
> Tube
Blue: Nitrile synthetic rubber
Orange: Chemivic synthetic rubber
> Cover
Chemivic synthetic rubber
> Reinforcement
Spiral synthetic yarn

Temperature Range
-40˚F to 140˚F (-40˚C to 60˚C)

Packaging
50m coil
Other packaging options available upon request

Branding
Example: Continental ISO 38212 MPa (20 BAR) 8.0

Couplings
Contact fitting manufacturer for proper fitting recommendation and coupling procedure.

Order Codes
569-586

ISO 3821 Blue Welding Hose

SAP #	ID		Nom. OD		Max. WP		Weight	
	in.	mm	in.	mm	psi	MPa	lb./ft.	kg/m
20863000	5/16	8.0	0.59	15.0	290	2.0	0.116	0.173

ISO 3821 Orange Welding Hose

SAP #	ID		Nom. OD		Max. WP		Weight	
	in.	mm	in.	mm	psi	MPa	lb./ft.	kg/m
21009291	1/4	6.3	0.52	13.3	290	2.0	0.10	0.15
21009292	5/16	8.0	0.59	15.0	290	2.0	0.12	0.17
21009293	3/8	9.5	0.65	16.5	290	2.0	0.13	0.20

TIG Welding Hose

Product Specifications

Application
A lightweight hose designed with maximum flexibility for use as a cable cover in the TIG welding hose process. The spiral reinforced, non-conductive EPDM compound is designed to handle air, cooling water, and inert shielding gases. The outer cover is resistant to abrasion, ozone and mild chemicals.

Construction
> Tube
Non-conductive EPDM
> Cover
Non-conductive EPDM
> Reinforcement
Spiral synthetic yarn

Temperature Range
-40˚F to 200˚F (-40˚C to 93˚C)

Packaging
500' reels, maximum 3 pieces, 25' minimum length

Branding
Generic brand

Couplings
Contact fitting manufacturer for proper fitting recommendation and coupling procedure.

Order Codes
569-586

TIG Welding Hose

Material Code	Color	ID		Nom. OD		Max. WP		Weight	
		in.	mm	in.	mm	psi	MPa	lb./ft.	kg/m
569650060002000	Black	1/4	6.0	0.44	11.2	125	0.86	0.07	0.11
569650078002000	Black	5/16	7.8	0.51	13.1	125	0.86	0.09	0.14
569650095002000	Black	3/8	9.5	0.59	15.0	125	0.86	0.11	0.16
56965010100200	Black	13/32	10.1	0.66	16.8	125	0.86	0.15	0.22

Always follow proper welding hose safety precautions.

Air & Multipurpose
General Purpose
Heavy Duty
Push-on
Chemical Transfer
Cleaning Equipment
Food & Beverage Transfer
Food Washdown
Marine
Material Handling
Abrasives
Bulk Transfer
Cement & Concrete
Mining
Petroleum
Aircraft Fueling
Dispensing
Dock
Rig Supply
Transfer Discharge
Transfer S&D
Specialty
Steam
Vacuum
Water
Discharge
Suction & Discharge
Washdown
Garden
Welding
Coupling Systems
Equipment
Appendix

Selecting the Proper Hose Assembly

Air & Multipurpose
General Purpose
Heavy Duty
Push-on

Chemical Transfer

Cleaning Equipment

Food & Beverage Transfer

Food Washdown

Marine

Material Handling
Abrasives
Bulk Transfer
Cement & Concrete

Mining

Petroleum
Aircraft Fueling
Dispensing
Dock
Rig Supply
Transfer Discharge
Transfer S&D

Specialty

Steam

Vacuum

Water
Discharge
Suction & Discharge
Washdown
Garden

Welding

Coupling Systems

Equipment

Appendix

In order to obtain the best service from any particular hose application, two important conditions must be fulfilled:
1) Select the right hose for the job.
2) Make sure that it is fitted correctly and used in the proper manner.

Carefully consider the application requirements. A helpful guide is the S.T.A.M.P.E.D. process. S.T.A.M.P.E.D. is an acronym and stands for the seven major information areas required to provide a quality hose assembly.

S SIZE – ID, OD and length of the assembly

T TEMPERATURE – includes the temperature of fluid conveyed and the climatic conditions

A APPLICATION – the conditions of use, including abrasion, flexing and routing

M MATERIAL – the type of material conveyed, including its composition and concentration

P PRESSURE – hose assembly working pressure and surge or back pressure

E ENDS – definition of the fitting, including material and thread type

D DELIVERY – time allowed for delivery, including testing, quality assurance and packaging

To assist in obtaining and conveying information regarding the application, a copy of the S.T.A.M.P.E.D. application form is included in this catalog. This inquiry sheet can be sent to any Continental authorized distributor for a hose recommendation.

Note:
A hose should always be selected based on its **rated working pressure**. Do not use **minimum burst pressure** as a guideline in selecting the hose. Minimum burst pressure decreases over the use and life of the hose. A hose should be selected based on its rated working pressure to provide a normal service life. In addition, always select a hose by giving consideration to its recommended temperature limits. Hose service life is reduced if the temperatures of the fluids being conveyed or ambient temperatures exceed the recommended limits.

S.T.A.M.P.E.D. Form

Size	
ID	
OD	
Hose Length (OAL or uncpld. lgth.)	
Tolerances	
Temperature	
of Material Being Conveyed (high, low, ambient)	
of Outside Exposure (high, low, ambient)	
Intermittent?	
Constant?	
Sub-zero Exposure	
Application(s)	
Indoor and/or Outdoor Use	
Intermittent or Continuous Use	
Flexibility Required (min. bend radius)	
Movement (static, vibrations, flexing)	
External Conditions:	
Abrasion	
Oil	
Solvents	
Acid	
Ozone	
Electrical/Static Conductive	
Oil Resistance:	
Tube	
Cover	
Flame Resistance	
Noncontaminating Materials	
Hose Currently in Use	
Current Hose Service Life/Failure Description	
Service Life Desired	
Material(s) Being Conveyed	
Solids (size, description)	
Gaseous (volatility, inert)	
Liquids (flammability, causticity, acid, alkaline, solution/concentration)	
Chemical Names (generic)	

Pressure(s)	
Working Pressure (including surges)	
Burst Pressure	
Suction or Vacuum Requirements	
Velocity	
Impulse	
Ends & Fittings	
Type of Threads	
Male/Female	
Reusable/Nonreusable	
Material for Fittings	
Built-in Fittings/Ends	
Beaded	
Flanged	
Rubber-lined	
Other	
Cut to Length	
Crimp Specs or Crimper Used	
Delivery	
Lead Time	
Quantity	
Stock/Non-stock	
Special Print	
Special Packaging	
Other Information	
Customer:	Date:
Customer No.:	
Ship To:	
Bill To:	
Telephone:	Fax:

Bolded block areas MUST be filled out on all inquiries.

Air & Multipurpose
General Purpose
Heavy Duty
Push-on
Chemical Transfer
Cleaning Equipment
Food & Beverage Transfer
Food Washdown
Marine
Material Handling
Abrasives
Bulk Transfer
Cement & Concrete
Mining
Petroleum
Aircraft Fueling
Dispensing
Dock
Rig Supply
Transfer Discharge
Transfer S&D
Specialty
Steam
Vacuum
Water
Discharge
Suction & Discharge
Washdown
Garden
Welding
Coupling Systems
Equipment
Appendix

Coupling Systems

Air & Multipurpose
General Purpose
Heavy Duty
Push-on

Chemical Transfer

Cleaning Equipment

Food & Beverage Transfer

Food Washdown

Marine

Material Handling
Abrasives
Bulk Transfer
Cement & Concrete

Mining

Petroleum
Aircraft Fueling
Dispensing
Dock
Rig Supply
Transfer Discharge
Transfer S&D

Specialty

Steam

Vacuum

Water
Discharge
Suction & Discharge
Washdown
Garden

Welding

Coupling Systems

Equipment

Appendix

	Page	Aluminum	Stainless Steel	Brass	Carbon Steel	Steel
Insta-Lock Dust Cap	345	Yes	Yes	Yes	No	No
Insta-Lock Dust Plug	346	Yes	Yes	Yes	No	Yes
Insta-Lock Fittings Reducers & Jump Sizes	343	Yes	Yes		Yes	Yes
Insta-Lock Gaskets	348				No	No
Insta-Lock Interlocking Ferrules	349		Yes		Yes	
Insta-Lock Interlocking Stainless Steel Male NPT Hose Stem	344		Yes			
Insta-Lock Repair Kits	347		Yes	Yes		
Insta-Lock Type A	337	Yes	Yes	Yes		
Insta-Lock Type B	338	Yes	Yes	Yes		
Insta-Lock Type C	339	Yes	Yes	Yes		
Insta-Lock Type D	340	Yes	Yes	Yes		
Insta-Lock Type E	341	Yes	Yes	Yes		
Insta-Lock Type F	342	Yes	Yes	Yes	No	Yes
Pressure Washer Fittings	351					Yes
Stainless Steel & Aluminum Crimp Sleeves for Infinity and Paladin Hose	350	Yes	Yes			

Insta-Lock™ Type A Male Adapter X Female NPT Thread

Product Specifications

Application
Type A fittings are commonly threaded onto a pipe, threaded hose end or manifold system, that is connected and disconnected on a regular basis. Insta-Lock™ fittings are designed for liquids and dry bulk. Consult the chemical resistance guide for specific chemical recommendations.

Materials
Aluminum, Brass and 316# Stainless Steel

Pressure Rating
Sizes 1/2"-2", 250 psi; sizes 2½"-4", 150 psi; sizes 5"-6", 75 psi. Recommended working pressure ratings based on an ambient temperature of 70˚F (21˚C).

Branding
Example: Continental A200SS

Order Codes
650-825 (aluminum), 650-833 (brass), 650-841 (stainless steel)

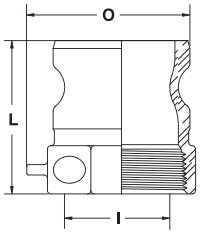

Insta-Lock™ Type A Male Adapter X Female NPT Thread

Size	Aluminum	Stainless Steel	Brass
1/2	A050AL	A050SS	A050BR
3/4	A075AL	A075SS	A075BR
1	A100AL	A100SS	A100BR
1¼	A125AL	A125SS	A125BR
1½	A150AL	A150SS	A150BR
2	A200AL	A200SS	A200BR
2½	A250AL	A250SS	A250BR
3	A300AL	A300SS	A300BR
4	A400AL	A400SS	A400BR
5	A500AL	A500SS	A500BR
6	A600AL	A600SS	A600BR

Size	Distance Chain Lug Extends from Body	Overall Length (L)	Maximum Width Across Adapter (O)	Minimum ID (I)
in.	in.	in.	in.	in.
1/2	0.375	1.656	1.500	0.500
3/4	0.375	1.656	1.688	0.781
1	0.375	2.163	1.804	0.875
1¼	0.375	2.437	2.237	1.063
1½	0.375	2.531	2.368	1.375
2	0.375	2.781	2.909	1.750
2½	0.375	3.093	3.585	2.187
3	0.375	3.281	4.009	2.812
4	0.375	3.528	5.257	3.750
5	0.375	3.813	6.438	4.688
6	0.375	3.656	7.688	5.750

Note: Continental Insta-Lock™ fittings are never to be used in steam or compressed air service.

Air & Multipurpose
General Purpose
Heavy Duty
Push-on
Chemical Transfer
Cleaning Equipment
Food & Beverage Transfer
Food Washdown
Marine
Material Handling
Abrasives
Bulk Transfer
Cement & Concrete
Mining
Petroleum
Aircraft Fueling
Dispensing
Dock
Rig Supply
Transfer Discharge
Transfer S&D
Specialty
Steam
Vacuum
Water
Discharge
Suction & Discharge
Washdown
Garden
Welding
Coupling Systems
Equipment
Appendix

Air & Multipurpose
General Purpose
Heavy Duty
Push-on

Chemical Transfer

Cleaning Equipment

Food & Beverage Transfer

Food Washdown

Marine

Material Handling
Abrasives
Bulk Transfer
Cement & Concrete

Mining

Petroleum
Aircraft Fueling
Dispensing
Dock
Rig Supply
Transfer Discharge
Transfer S&D

Specialty

Steam

Vacuum

Water
Discharge
Suction & Discharge
Washdown
Garden

Welding

Coupling Systems

Equipment

Appendix

Insta-Lock™ Type B Female Coupler X Male NPT Thread

Product Specifications

Application
Type B fittings are normally threaded onto a pipe or manifold which joins to a rubber hose assembly that is connected and disconnected regularly. Insta-Lock™ fittings are designed for liquids and dry bulk. Consult the chemical resistance guide for specific chemical recommendations.

Materials
Aluminum, Brass and 316# Stainless Steel

Pressure Rating
Sizes 1/2"-2", 250 psi; sizes 2½"-4", 150 psi; sizes 5"-6", 75 psi. Recommended working pressure ratings based on an ambient temperature of 70˚F (21˚C) with standard nitrile gaskets.

Branding
Example: Continental B200SS

Order Codes
650-826 (aluminum), 650-834 (brass), 650-842 (stainless steel)

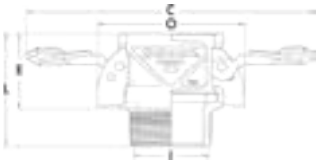

Insta-Lock™ Type B Female Coupler X Male NPT Thread

Size	Aluminum	Stainless Steel	Brass
1/2	B050AL	B050SS	B050BR
3/4	B075AL	B075SS	B075BR
1	B100AL	B100SS	B100BR
1¼	B125AL	B125SS	B125BR
1½	B150AL	B150SS	B150BR
2	B200AL	B200SS	B200BR
2½	B250AL	B250SS	B250BR
3	B300AL	B300SS	B300BR
4	B400AL	B400SS	B400BR
5	B500AL	B500SS	B500BR
6	B600AL	B600SS	B600BR

Size	Max. Width with Cam Arms Closed (0)	Overall Length (L)	Exposed Length (E)	Minimum ID (I)	Max. Width with Cam Arms Extended (C)
in.	in.	in.	in.	in.	in.
1/2	2.469	1.906	1.188	0.469	4.969
3/4	2.781	2.031	1.313	0.688	5.261
1	2.920	2.500	1.625	0.875	5.367
1¼	3.510	2.937	2.000	1.063	7.669
1½	3.830	2.937	2.000	1.375	7.967
2	4.210	3.218	2.156	1.750	8.340
2½	4.720	3.718	2.250	2.187	8.837
3	5.680	4.000	2.468	2.812	10.435
4	6.780	4.218	2.593	3.750	11.538
5	7.813	4.406	2.625	4.688	12.571
6	9.344	4.750	2.844	5.750	16.096

Note: Continental Insta-Lock™ fittings are never to be used in steam or compressed air service.
Continental Insta-Lock™ cam arms are designed exclusively for Insta-Lock™ fittings.

Insta-Lock™ Type C Female Coupler X Hose Shank

Product Specifications

Application
Type C fittings can be attached to rubber hose with the use of interlocking ferrules, crimp sleeves or bands. Insta-Lock™ fittings are designed for liquids and dry bulk. Consult the chemical resistance guide for specific chemical recommendations.

Materials
Aluminum, Brass and 316# Stainless Steel

Pressure Rating
Sizes 1/2"-2", 250 psi; sizes 2½"-4", 150 psi; sizes 5"-6", 75 psi. Recommended working pressure ratings based on an ambient temperature of 70˚F (21˚C) with standard nitrile gaskets.

Branding
Example: Continental C200SS

Order Codes
650-827 (aluminum), 650-835 (brass), 650-843 (stainless steel)

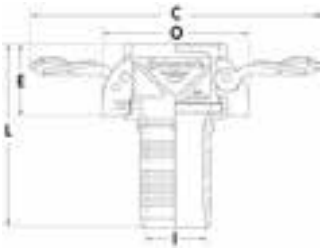

Insta-Lock™ Type C Female Coupler X Hose Shank

Size	Aluminum	Stainless Steel	Brass
1/2	C050AL	C050SS	C050BR
3/4	C075AL	C075SS	C075BR
1	C100AL	C100SS	C100BR
1¼	C125AL	C125SS	C125BR
1½	C150AL	C150SS	C150BR
2	C200AL	C200SS	C200BR
2½	C250AL	C250SS	C250BR
3	C300AL	C300SS	C300BR
4	C400AL	C400SS	C400BR
5	C500AL	C500SS	C500BR
6	C600AL	C600SS	C600BR

Size	Max. Width with Cam Arms Closed (0)	Overall Length (L)	Exposed Length (E)	Minimum ID (I)	Max. Width with Cam Arms Extended (C)
in.	in.	in.	in.	in.	in.
1/2	2.469	3.063	1.188	0.260	4.969
3/4	2.781	3.656	1.313	0.490	5.261
1	2.920	4.250	1.975	0.718	5.367
1¼	3.510	4.625	2.350	0.906	7.669
1½	3.830	4.750	2.370	1.156	7.967
2	4.210	5.281	2.531	1.625	8.340
2½	4.720	5.750	2.625	2.093	8.837
3	5.680	6.840	2.849	2.560	10.435
4	6.780	7.218	2.994	3.468	11.538
5	7.813	7.563	2.625	4.469	12.571
6	9.344	8.969	2.844	5.469	16.096

Note: Continental Insta-Lock™ fittings are never to be used in steam or compressed air service. Continental Insta-Lock™ cam arms are designed exclusively for Insta-Lock™ fittings.

Air & Multipurpose
General Purpose
Heavy Duty
Push-on
Chemical Transfer
Cleaning Equipment
Food & Beverage Transfer
Food Washdown
Marine
Material Handling
Abrasives
Bulk Transfer
Cement & Concrete
Mining
Petroleum
Aircraft Fueling
Dispensing
Dock
Rig Supply
Transfer Discharge
Transfer S&D
Specialty
Steam
Vacuum
Water
Discharge
Suction & Discharge
Washdown
Garden
Welding
Coupling Systems
Equipment
Appendix

Air & Multipurpose
General Purpose
Heavy Duty
Push-on

Chemical Transfer

Cleaning Equipment

Food & Beverage Transfer

Food Washdown

Marine

Material Handling
Abrasives
Bulk Transfer
Cement & Concrete

Mining

Petroleum
Aircraft Fueling
Dispensing
Dock
Rig Supply
Transfer Discharge
Transfer S&D

Specialty

Steam

Vacuum

Water
Discharge
Suction & Discharge
Washdown
Garden

Welding

Coupling Systems

Equipment

Appendix

Insta-Lock™ Type D Female Coupler X Female NPT Thread

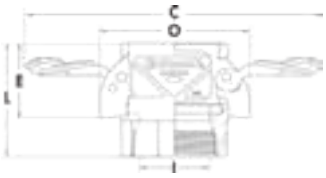

Product Specifications

Application
Type D fittings are commonly threaded onto a pipe, threaded hose end or manifold system, which is connected and disconnected on a regular basis. Insta-Lock™ fittings are designed for liquids and dry bulk. Consult the chemical resistance guide for specific chemical recommendations.

Materials
Aluminum, Brass and 316# Stainless Steel

Pressure Rating
Sizes 1/2"-2", 250 psi; sizes 2½"-4", 150 psi; sizes 5"-6", 75 psi. Recommended working pressure ratings based on an ambient temperature of 70˚F (21˚C) with standard nitrile gaskets.

Branding
Example: Continental D200SS

Order Codes
650-828 (aluminum), 650-836 (brass), 650-844 (stainless steel)

Insta-Lock™ Type D Female Coupler X Female NPT Thread

Size	Aluminum	Stainless Steel	Brass
1/2	D050AL	D050SS	D050BR
3/4	D075AL	D075SS	D075BR
1	D100AL	D100SS	D100BR
1¼	D125AL	D125SS	D125BR
1½	D150AL	D150SS	D150BR
2	D200AL	D200SS	D200BR
2½	D250AL	D250SS	D250BR
3	D300AL	D300SS	D300BR
4	D400AL	D400SS	D400BR
5	D500AL	D500SS	D500BR
6	D600AL	D600SS	D600BR

Size	Max. Width with CAM Arms Closed (0)	Overall Length (L)	Exposed Length (E)	Minimum ID (I)	Max. Width with CAM Arms Extended (C)
in.	in.	in.	in.	in.	in.
1/2	2.469	1.813	1.188	0.656	4.969
3/4	2.781	2.063	1.313	0.813	5.261
1	2.920	2.375	1.975	1.000	5.367
1¼	3.510	2.687	2.350	1.300	7.669
1½	3.830	2.843	2.370	1.560	7.967
2	4.210	3.156	2.531	1.937	8.340
2½	4.720	3.437	2.625	2.312	8.837
3	5.680	3.718	2.849	2.937	10.435
4	6.780	4.030	2.994	3.750	11.538
5	7.813	4.313	2.563	4.688	12.571
6	9.344	4.513	2.719	5.750	16.096

Note: Continental Insta-Lock™ fittings are never to be used in steam or compressed air service. Continental Insta-Lock™ cam arms are designed exclusively for Insta-Lock™ fittings.

Insta-Lock™ Type E Male Adapter X Hose Shank

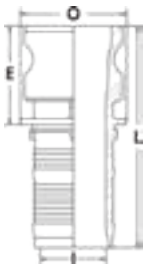

Product Specifications

Application
Type E fittings can be attached to rubber hose with the use of interlocking ferrules, crimp sleeves and bands. Insta-Lock™ fittings are designed for liquids and dry bulk. Consult the chemical resistance guide for specific chemical recommendations.

Materials
Aluminum, Brass and 316# Stainless Steel

Pressure Rating
Sizes 1/2"-2", 250 psi; sizes 2½"-4", 150 psi; sizes 5"-6", 75 psi. Recommended working pressure ratings based on an ambient temperature of 70˚F (21˚C) with standard nitrile gaskets.

Branding
Example: Continental E200SS

Order Codes
650-829 (aluminum), 650-837 (brass), 650-845 (stainless steel)

Insta-Lock™ Type E Male Adapter X Hose Shank

Size	Aluminum	Stainless Steel	Brass
1/2	E050AL	E050SS	E050BR
3/4	E075AL	E075SS	E075BR
1	E100AL	E100SS	E100BR
1¼	E125AL	E125SS	E125BR
1½	E150AL	E150SS	E150BR
2	E200AL	E200SS	E200BR
2½	E250AL	E250SS	E250BR
3	E300AL	E300SS	E300BR
4	E400AL	E400SS	E400BR
5	E500AL	E500SS	E500BR
6	E600AL	E600SS	E600BR

Size	Maximum OD (0)	Overall Length (L)	Exposed Length (E)	Minimum ID (I)
in.	in.	in.	in.	in.
1/2	1.188	3.500	1.625	0.260
3/4	1.262	3.969	1.625	0.490
1	1.625	4.569	1.944	0.718
1¼	2.000	4.812	2.187	0.906
1½	2.312	5.000	2.250	1.156
2	2.687	5.625	2.500	1.625
2½	3.062	6.187	2.687	2.093
3	3.781	7.125	2.750	2.562
4	4.875	7.434	2.809	3.468
5	6.563	7.844	2.906	4.469
6	7.125	9.188	3.063	5.469

Note: Continental Insta-Lock™ fittings are never to be used in steam or compressed air service.

Air & Multipurpose
General Purpose
Heavy Duty
Push-on
Chemical Transfer
Cleaning Equipment
Food & Beverage Transfer
Food Washdown
Marine
Material Handling
Abrasives
Bulk Transfer
Cement & Concrete
Mining
Petroleum
Aircraft Fueling
Dispensing
Dock
Rig Supply
Transfer Discharge
Transfer S&D
Specialty
Steam
Vacuum
Water
Discharge
Suction & Discharge
Washdown
Garden
Welding
Coupling Systems
Equipment
Appendix

Air & Multipurpose
General Purpose
Heavy Duty
Push-on

Chemical Transfer

Cleaning Equipment

Food & Beverage Transfer

Food Washdown

Marine

Material Handling
Abrasives
Bulk Transfer
Cement & Concrete

Mining

Petroleum
Aircraft Fueling
Dispensing
Dock
Rig Supply
Transfer Discharge
Transfer S&D

Specialty

Steam

Vacuum

Water
Discharge
Suction & Discharge
Washdown
Garden

Welding

Coupling Systems

Equipment

Appendix

Insta-Lock™ Type F Male Adapter X Male NPT Thread

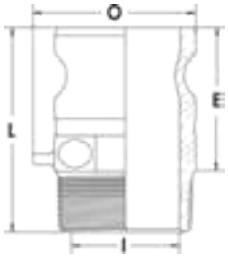

Product Specifications

Application
Type F fittings are normally threaded onto pipes, or manifold connections and mated with Part C, Part B or Part D. They can be used in applications that require frequent connections. Insta-Lock™ fittings are designed for liquids and dry bulk. Consult the chemical resistance guide for specific chemical recommendations.

Materials
Aluminum, 316# Stainless Steel and Brass

Pressure Rating
Sizes 1/2"-2", 250 psi; sizes 2½"-4", 150 psi; sizes 5"-6", 75 psi. Recommended working pressure ratings based on an ambient temperature of 70˚F (21˚C).

Branding
Example: Continental F200SS

Order Codes
650-830 (aluminum), 650-838 (brass), 650-846 (stainless steel)

Insta-Lock™ Type F Male Adapter X Male NPT Thread

Size	Aluminum	Stainless Steel	Brass
1/2	F050AL	F050SS	F050BR
3/4	F075AL	F075SS	F075BR
1	F100AL	F100SS	F100BR
1¼	F125AL	F125SS	F125BR
1½	F150AL	F150SS	F150BR
2	F200AL	F200SS	F200BR
2½	F250AL	F250SS	F250BR
3	F300AL	F300SS	F300BR
4	F400AL	F400SS	F400BR
5	F500AL	F500SS	F500BR
6	F600AL	F600SS	F600BR

Size	Max. Width Across Adapter (0)	Overall Length (L)	Exposed Length (E)	Minimum ID (I)	Distance Chain Lug Extends from BOD
in.	in.	in.	in.	in.	in.
1/2	1.150	2.250	1.531	0.469	0.375
3/4	1.688	2.375	1.656	0.688	0.375
1	1.730	2.819	2.038	0.875	0.375
1¼	2.130	3.156	2.279	1.187	0.375
1½	2.300	3.222	2.347	1.437	0.375
2	2.909	3.593	2.596	1.750	0.375
2½	3.281	4.218	2.812	2.187	0.375
3	3.844	4.343	2.875	2.812	0.375
4	4.994	4.746	3.184	3.734	0.375
5	6.188	4.906	3.125	4.688	0.375
6	7.500	5.219	3.313	5.750	0.375

Note: Continental Insta-Lock™ fittings are never to be used in steam or compressed air service. Continental Insta-Lock™ cam arms are designed exclusively for Insta-Lock™ fittings.

Insta-Lock™ Fittings – Reducers & Jump Sizes

Insta-Lock™ Fittings – Reducers & Jump Sizes

SAP#	Part Name	Description	Size	Material
in.	in.	in.	in.	in.
20668616	AA200AL	Spool Adapter (Male X Male)	2 X 2	Aluminum
20668617	AA300AL	Spool Adapter (Male X Male)	3 X 3	Aluminum
20668618	AA400AL	Spool Adapter (Male X Male)	4 X 4	Aluminum
20668774	DA3020AL	Jump Size Female Coupler X Male Adapter	3 X 2	Aluminum
20668775	DA3040AL	Jump Size Female Coupler X Male Adapter	3 X 4	Aluminum
20668776	DA4030AL	Jump Size Female Coupler X Male Adapter	4 X 3	Aluminum
20668777	DA6040AL	Jump Size Female Coupler X Male Adapter	6 X 4	Aluminum
20668779	DD300AL	Female Coupler X Female Coupler	3 X 3	Aluminum
20668780	DD400AL	Female Coupler X Female Coupler	4 X 4	Aluminum
20739387	C3024SS	Female Coupler X Barb Stainless	3 X 2½	Stainless Steel
20739389	E3025SS	Male Adapter X Barb Stainless	3 X 2½	Stainless Steel

Air & Multipurpose
General Purpose
Heavy Duty
Push-on
Chemical Transfer
Cleaning Equipment
Food & Beverage Transfer
Food Washdown
Marine
Material Handling
Abrasives
Bulk Transfer
Cement & Concrete
Mining
Petroleum
Aircraft Fueling
Dispensing
Dock
Rig Supply
Transfer Discharge
Transfer S&D
Specialty
Steam
Vacuum
Water
Discharge
Suction & Discharge
Washdown
Garden
Welding
Coupling Systems
Equipment
Appendix

Air & Multipurpose
General Purpose
Heavy Duty
Push-on

Chemical Transfer

Cleaning Equipment

Food & Beverage Transfer

Food Washdown

Marine

Material Handling
Abrasives
Bulk Transfer
Cement & Concrete

Mining

Petroleum
Aircraft Fueling
Dispensing
Dock
Rig Supply
Transfer Discharge
Transfer S&D

Specialty

Steam

Vacuum

Water
Discharge
Suction & Discharge
Washdown
Garden

Welding

Coupling Systems

Equipment

Appendix

Insta-Lock™ Interlocking Stainless Steel Male NPT Hose Stem

Product Specifications

Application
Interlocking Stainless Steel Male NPT Hose Stem fittings are designed to be attached to a rubber hose with the use of a Continental Insta-Lock™ ferrule. Consult the chemical resistance guide for specific chemical resistance recommendations.

Materials
316# Stainless Steel

Pressure Rating
Sizes 1" to 2" 250 psi, 2½" to 3" 225 psi, 4" 200 psi. Recommended working pressure ratings based on an ambient temperature of 70°F (21°C).

Branding
Example: Continental GTM200SS

Order Codes
604-824 (stainless steel)

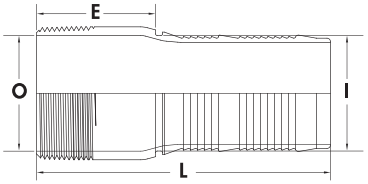

Insta-Lock™ Interlocking Stainless Steel Male NPT Hose Stem

Size	Stainless Steel
1	GTM100SS
1¼	GTM125SS
1½	GTM150SS
2	GTM200SS
2½	GTM250SS
3	GTM300SS
4	GTM400SS

Size	Maximum OD (0)	Overall Length (L)	Exposed Length (E)	Minimum ID (I)
in.	in.	in.	in.	in.
1	1.315	4.375	1.750	0.830
1¼	1.660	4.500	1.875	1.130
1½	1.900	4.750	2.000	1.360
2	2.375	5.250	2.125	1.820
2½	2.875	6.125	2.625	2.240
3	3.500	7.000	2.625	2.730
4	4.500	7.625	3.000	3.710

Note: Continental Insta-Lock™ fittings are never to be used in steam or compressed air service.

Insta-Lock™ Dust Cap

Product Specifications

Application
Insta-Lock™ Dust Caps are used to seal the pipe system and hose assemblies during non-use or transfer of the assembly. Mating parts are the Part A, Part E and Part F.

Materials
Aluminum, Brass and 316# Stainless Steel (standard nitrile gasket)

Branding
Example: Continental DC200SS

Order Codes
650-831 (aluminum), 650-839 (brass), 650-847 (stainless steel)

Insta-Lock™ Dust Cap

Size	Aluminum	Stainless Steel	Brass
1/2	DC050AL	DC050SS	DC050BR
3/4	DC075AL	DC075SS	DC075BR
1	DC100AL	DC100SS	DC100BR
1¼	DC125AL	DC125SS	DC125BR
1½	DC150AL	DC150SS	DC150BR
2	DC200AL	DC200SS	DC200BR
2½	DC250AL	DC250SS	DC250BR
3	DC300AL	DC300SS	DC300BR
4	DC400AL	DC400SS	DC400BR
5	DC500AL	DC500SS	DC500BR
6	DC600AL	DC600SS	DC600BR

Size	Max. Width with Cam Arms Closed (0)	Overall Length (L)	OD with Cam Arms Extended (C)	Distance Chain Lug Extends from Body
in.	in.	in.	in.	in.
1/2	2.469	1.625	4.969	0.375
3/4	2.781	1.625	5.261	0.375
1	2.920	2.086	5.367	0.375
1¼	3.510	2.360	7.669	0.375
1½	3.830	2.400	7.967	0.375
2	4.210	2.633	8.340	0.375
2½	4.720	2.786	8.837	0.375
3	5.680	2.957	10.435	0.375
4	6.780	3.134	11.538	0.375
5	7.813	3.219	12.571	0.375
6	9.344	3.500	16.096	0.375

Note: Continental Insta-Lock™ fittings are never to be used in steam or compressed air service.
Continental Insta-Lock™ cam arms are designed exclusively for Insta-Lock™ fittings.
Warning: Dust Caps and Dust Plugs are not to be used in pressure applications for safety and environmental reasons.

Air & Multipurpose
General Purpose
Heavy Duty
Push-on
Chemical Transfer
Cleaning Equipment
Food & Beverage Transfer
Food Washdown
Marine
Material Handling
Abrasives
Bulk Transfer
Cement & Concrete
Mining
Petroleum
Aircraft Fueling
Dispensing
Dock
Rig Supply
Transfer Discharge
Transfer S&D
Specialty
Steam
Vacuum
Water
Discharge
Suction & Discharge
Washdown
Garden
Welding
Coupling Systems
Equipment
Appendix

Insta-Lock™ Dust Plug

Air & Multipurpose
General Purpose
Heavy Duty
Push-on

Chemical Transfer

Cleaning Equipment

Food & Beverage Transfer

Food Washdown

Marine

Material Handling
Abrasives
Bulk Transfer
Cement & Concrete

Mining

Petroleum
Aircraft Fueling
Dispensing
Dock
Rig Supply
Transfer Discharge
Transfer S&D

Specialty

Steam

Vacuum

Water
Discharge
Suction & Discharge
Washdown
Garden

Welding

Coupling Systems

Equipment

Appendix

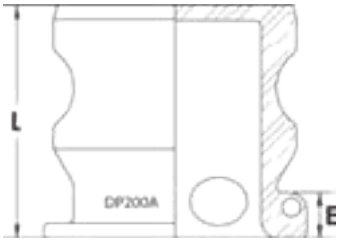

Product Specifications

Application
Insta-Lock™ Dust Plugs are used to seal the pipe system and hose assemblies during non-use or transfer of the assembly. Mating parts include the Part C, Part B and Part D.

Materials
Aluminum, Brass and 316# Stainless Steel

Branding
Example: Continental DP200SS

Order Codes
650-832 (aluminum), 650-840 (brass),
650-848 (stainless steel)

Insta-Lock™ Dust Plug

Size	Aluminum	Stainless Steel	Brass
1/2	DP050AL	DP050SS	DP050BR
3/4	DP075AL	DP075SS	DP075BR
1	DP100AL	DP100SS	DP100BR
1¼	DP125AL	DP125SS	DP125BR
1½	DP150AL	DP150SS	DP150BR
2	DP200AL	DP200SS	DP200BR
2½	DP250AL	DP250SS	DP250BR
3	DP300AL	DP300SS	DP300BR
4	DP400AL	DP400SS	DP400BR
5	DP500AL	DP500SS	DP500BR
6	DP600AL	DP600SS	DP600BR

Size	Overall Length (L)	Exposed Length (E)
in.	in.	in.
1/2	1.531	0.500
3/4	1.563	0.500
1	1.843	0.469
1¼	2.125	0.469
1½	2.156	0.469
2	2.375	0.469
2½	2.437	0.469
3	2.500	0.469
4	2.559	0.469
5	2.594	0.469
6	2.781	0.469

Note: Continental Insta-Lock™ fittings are never to be used in steam or compressed air service.
Warning: Dust Caps and Dust Plugs are not to be used in pressure applications for safety and environmental reasons.

Insta-Lock™ Repair Kits

Product Specifications

Application
For the repair of Brass and 316# Stainless Steel handles.

Materials
1 handle, 1 finger ring, 1 pin

Order Codes
605-856 (brass), 605-855 (stainless steel)

Part Number System
First Three Digits = Size
S = Stainless Steel
B = Brass
C = Continental Insta-Lock™ Handle
M = Music Wire Ring
P = Pin

Insta-Lock™ Repair Kits

Size	Stainless Steel Handles	Brass Handles
in.	in.	in.
1/2	050SGMP	050BGMP
3/4	100SGMP	100BGMP
1	100SGMP	100BGMP
1¼	125SGMP	125BGMP
1½	150SGMP	150BGMP
2	200SGMP	200BGMP
2½	250SGMP	250BGMP
3	300SGMP	300BGMP
4	300SGMP	300BGMP
5	300SGMP	300BGMP
6	600SGMP	600BGMP

Air & Multipurpose
General Purpose
Heavy Duty
Push-on
Chemical Transfer
Cleaning Equipment
Food & Beverage Transfer
Food Washdown
Marine
Material Handling
Abrasives
Bulk Transfer
Cement & Concrete
Mining
Petroleum
Aircraft Fueling
Dispensing
Dock
Rig Supply
Transfer Discharge
Transfer S&D
Specialty
Steam
Vacuum
Water
Discharge
Suction & Discharge
Washdown
Garden
Welding
Coupling Systems
Equipment
Appendix

Insta-Lock™ Gaskets

Air & Multipurpose
General Purpose
Heavy Duty
Push-on

Chemical Transfer

Cleaning Equipment

Food & Beverage Transfer

Food Washdown

Marine

Material Handling
Abrasives
Bulk Transfer
Cement & Concrete

Mining

Petroleum
Aircraft Fueling
Dispensing
Dock
Rig Supply
Transfer Discharge
Transfer S&D

Specialty

Steam

Vacuum

Water
Discharge
Suction & Discharge
Washdown
Garden

Welding

Coupling Systems

Equipment

Appendix

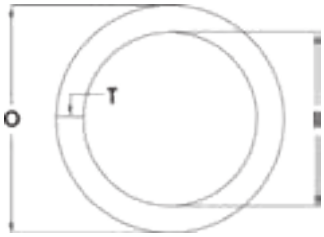

Product Specifications

Materials
Nitrile, Viton®, Teflon® Encapsulated Viton®,
White Polychloroprene, Polychloroprene, Silicone

Order Codes
650-849 (nitrile), 650-850 (Viton®), 650-851 (Teflon®),
650-852 (white polychloroprene),
650-853 (polychloroprene),
650-854 (silicone)

Part Number System
G = Gasket
First Three Digits = Size of Gasket
Letters = Gasket Material Code

Insta-Lock™ Gaskets

Size	OD (0)	ID (I)	Thickness (T)
1/2	1.031	0.688	0.156
3/4	1.375	0.875	0.218
1	1.563	1.062	0.250
1¼	1.938	1.359	0.250
1½	2.188	1.625	0.250
2	2.625	2.000	0.250
2½	3.125	2.375	0.250
3	3.719	3.000	0.250
4	4.875	4.000	0.250
5	5.906	4.875	0.250
6	7.063	6.000	0.250

Size	Nitrile	Viton	Teflon Encapsulated Viton	White Polychloroprene	Poly-chloroprene	Silicone
in.	in.	in.	in.	in.	in.	in.
1/2	G050BN	G050VT	G050TE	G050WN	G050NE	G050SL
3/4	G075BN	G075VT	G075TE	G075WN	G075NE	G075SL
1	G100BN	G100VT	G100TE	G100WN	G100NE	G100SL
1¼	G125BN	G125VT	G125TE	G125WN	G125NE	G125SL
1½	G150BN	G150VT	G150TE	G150WN	G150NE	G150SL
2	G200BN	G200VT	G200TE	G200WN	G200NE	G200SL
2½	G250BN	G250VT	G250TE	G250WN	G250NE	G250SL
3	G300BN	G300VT	G300TE	G300WN	G300NE	G300SL
4	G400BN	G400VT	G400TE	G400WN	G400NE	G400SL
5	G500BN	G500VT	G500TE	G500WN	G500NE	G500SL
6	G600BN	G600VT	G600TE	G600WN	G600NE	G600SL

Nitrile = BN; Black
Teflon® = TE; White/Black with yellow stripe
Polychloroprene = NE; Black with red stripe
Viton® = VT; Black with yellow stripe
White Polychloroprene = WN; White
Silicone = SL; Red

Viton® is a registered trademark of DuPont Dow Elastomers L.L.C.
Teflon® is a registered trademark of E.I. du Pont de Nemours and Company.

Insta-Lock™ Interlocking Ferrules

Product Specifications

Materials
304# Stainless Steel
Plated Carbon Steel

Part Number System
FRSS200244 or FRCS200244
FR = Ferrule; SS = Stainless Steel; CS = Plated Carbon Steel
First Three Digits = Inside Diameter of Hose
Fourth Digit = Inside Diameter of Ferrule in Inches
Fifth and Sixth Digits = Inside Diameter of Ferrule in 64ths of an Inch

Insta-Lock™ Interlocking Ferrules

Stainless Steel						Plated Carbon Steel	
1"	FRSS100124	2"	FRSS200232	3"	FRSS300332	1½"	FRCS150208
	FRSS100128		FRSS200236		FRSS300336		FRCS150212
	FRSS100132		FRSS200240		FRSS300340		FRCS150216
	FRSS100136		FRSS200244		FRSS300344		
	FRSS100140		FRSS200248		FRSS300348	2"	FRCS200232
			FRSS200252		FRSS300352		FRCS200236
1¼"	FRSS125144		FRSS200256		FRSS300356		FRCS200240
	FRSS125148		FRSS200260		FRSS300360		FRCS200244
	FRSS125152				FRSS300400		FRCS200248
	FRSS125156	2½"	FRSS250256		FRSS300404		
			FRSS250260			3"	FRCS300336
1½"	FRSS150156		FRSS250300	4"	FRSS400436		FRCS300340
	FRSS150160		FRSS250304		FRSS400440		FRCS300344
	FRSS150200		FRSS250308		FRSS400444		FRCS300348
	FRSS150204		FRSS250312		FRSS400448		
	FRSS150208		FRSS250316		FRSS400452	4"	FRCS400444
	FRSS150212		FRSS250320		FRSS400456		FRCS400448
	FRSS150216		FRSS150224		FRSS400460		FRCS400452
	FRSS150220				FRSS400500		
	FRSS150224				FRSS400504		

Air & Multipurpose
General Purpose
Heavy Duty
Push-on
Chemical Transfer
Cleaning Equipment
Food & Beverage Transfer
Food Washdown
Marine
Material Handling
Abrasives
Bulk Transfer
Cement & Concrete
Mining
Petroleum
Aircraft Fueling
Dispensing
Dock
Rig Supply
Transfer Discharge
Transfer S&D
Specialty
Steam
Vacuum
Water
Discharge
Suction & Discharge
Washdown
Garden
Welding
Coupling Systems
Equipment
Appendix

Air & Multipurpose
General Purpose
Heavy Duty
Push-on
Chemical Transfer
Cleaning Equipment
Food & Beverage Transfer
Food Washdown
Marine
Material Handling
Abrasives
Bulk Transfer
Cement & Concrete
Mining
Petroleum
Aircraft Fueling
Dispensing
Dock
Rig Supply
Transfer Discharge
Transfer S&D
Specialty
Steam
Vacuum
Water
Discharge
Suction & Discharge
Washdown
Garden
Welding
Coupling Systems
Equipment
Appendix

Stainless Steel & Aluminum Crimp Sleeves for Infinity™/Paladin® Hose

Product Specifications

Materials
304# Stainless Steel
Aluminum

Part Number System
CS = Crimp Sleeves SS = Stainless Steel SAL = Aluminum
First Three Digits = Inside Diameter of Hose
Fourth Digit = Inside Diameter of Sleeve in Inches
Fifth and Sixth Digits = Inside Diameter of Sleeve in 64ths of an Inch

Infinity™ and Paladin® Crimp Sleeves

Size	Stainless Steel	Aluminum
in.	**part #**	**part #**
2	CSSS200300	SAL200260
3	CSSS300400	SAL300360
4	CSSS400500	SAL400460

Pressure Washer Fittings

Product Specifications

Application
1/4" and 3/8" bite to wire pressure washer fittings are only for use with the following Continental pressure washer hose specs: Fortress® 3000, Neptune™ 3000, Neptune™ 4001-R, Neptune™ 4500, Gauntlet® 3000, Gauntlet® 4500, Galvanator® 3000 and Neptune™ 6000.

Materials
Steel, yellow zinc dichromate finish

Branding
Not branded

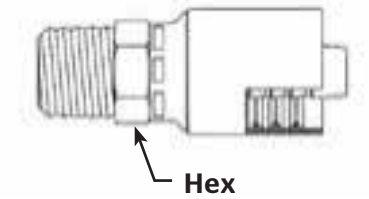

NPTF Male Solid

SAP	Hose Size	Thread Size
	in.	in.
20221742	1/4	1/4-18
20190045	3/8	3/8-18

NPTF Male Swivel

SAP	Hose Size	Thread Size
	in.	in.
20221743	1/4	1/4-18
20190047	3/8	3/8-18
20438528	1/2	1/2-14

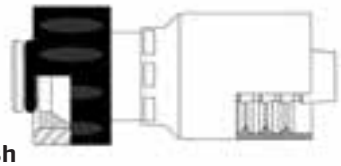

22 mm Power Wash

SAP	Hose Size	Thread Size
	in.	mm.
20207707	3/8	22 x 1.5

Air & Multipurpose
General Purpose
Heavy Duty
Push-on
Chemical Transfer
Cleaning Equipment
Food & Beverage Transfer
Food Washdown
Marine
Material Handling
Abrasives
Bulk Transfer
Cement & Concrete
Mining
Petroleum
Aircraft Fueling
Dispensing
Dock
Rig Supply
Transfer Discharge
Transfer S&D
Specialty
Steam
Vacuum
Water
Discharge
Suction & Discharge
Washdown
Garden
Welding
Coupling Systems
Equipment
Appendix

Equipment

Air & Multipurpose
General Purpose
Heavy Duty
Push-on

Chemical Transfer

Cleaning Equipment

Food & Beverage Transfer

Food Washdown

Marine

Material Handling
Abrasives
Bulk Transfer
Cement & Concrete

Mining

Petroleum
Aircraft Fueling
Dispensing
Dock
Rig Supply
Transfer Discharge
Transfer S&D

Specialty

Steam

Vacuum

Water
Discharge
Suction & Discharge
Washdown
Garden

Welding

Coupling Systems

Equipment

Appendix

	Page
PC125	354
PC125M	353
PC150	355
PC150H	356
PC200-P	357
PC400-P	358
PC600L-P	359
PC1000-P	360
PC1200-P	361-362
PCTB1500/2500	363

PC125M

Description

Carried to the jobsite with a handle and support stand, the PC125M is ideal for portable crimping requirements. Whether carried on-site or used in a vehicle, or even stationary at the shop, the PC125M is designed as a low-volume crimper or for occasional use. Crimp diameter is set and controlled with an easy-to-read micrometer. This affordable crimper is packaged in component parts to fit the need of the user. The PC125M has three power options. No electrical power source is required if using the hand or pneumatic pump option. A 1/2-HP, 110-V electric pump is available as well. The PC125M includes a die ring pusher, stand, compression ring, pressure plate and metric micrometer. Pumps and dies are purchased separately.

PC125M

Features

- Easy-to-read, fully adjustable metric micrometer allows for precise setting of crimp diameters to an accuracy of +/- .1 mm
- Open design with vertical feed for good operator visibility
- Removable pusher and spring-loaded die set for easy loading
- 60-ton cylinder
- Two-piece, "slide in" die design for easy installation
- Lightweight for portable field use
- Color-coded die sets to speed die selection and setup
- Attach hand, air or electric pump

Capability

- 1/4" through 1¼" ID 2-braid hose and 1¼" ID 4-spiral hose with all coupling end styles including most bent tubes

Power Source

- Optional Two-Stage Hand Pump, 10,000 psi (PC125-HPump)
- Optional Air/Hydraulic Pump, 10,000 psi using 80 psi air (PC125-PPump)
- Optional 1/2-HP, 110V AC, single-phase, 50-60 Hz Electric Pump (PC125M-.5EPump) with foot switch

Oil Capacity: 1 gallon

Mounting: Stand included

Dimensions: 14" L x 11" W x 23.5" H

Weight: 45 lb.

Dies

Part Number	ID	Part Number	ID
PC125 - 8.5 Black	8.5 mm	PC125 - 27 Brown	27 mm
PC125 - 12 Black	12 mm	PC125 - 31 Silver	31 mm
PC125 - 14 Red	14 mm	PC125 - 34 Purple	34 mm
PC125 - 16 Blue	16 mm	PC125 - 41 Orange	41 mm
PC125 - 19 Green	19 mm	PC125 - 45 Black	45 mm
PC125 - 23 Yellow	23 mm	PC125 - 50 Black	50 mm

Options

- PC125M - Kit includes the PC125M crimper and 7 die sets including 16 mm, 19 mm, 23 mm, 27 mm, 31 mm, 34 mm and 41 mm dies for 1/4" to 1" 1-braid and 2-braid hose
- PC125 - Shelf–Black Die Storage Shelf Unit 13" deep x 12.5" wide x 15" high, 12 lb.
- PC125 - HPump – Two Stage Hand Pump
- PC125 - PPump – Air/Hydraulic Pump
- PC125M - .5EPump – 1/2 HP, 110-V Electric Pump

Replacement Parts

- PC125M - Pusher – Die Ring Pusher
- PC125 - CRing – Compression Ring
- PC125 - PPlate – Pressure Plate
- PC125 - Die Screw – Die Screw
- PC125 - Die Spring – Die Spring
- PC125 - HPump – Optional Two Stage Hand Pump
- PC125 - PPump – Optional Air/Hydraulic Pump
- PC125M - .5EPump – Optional 1/2-HP, 110-V Electric Pump
- PC900 - Grease-3 oz. – High-pressure Grease in a 3 oz. Tube
- PC900 - Grease-1 lb. – High-pressure Grease in a 1 lb. Can
- PC900 - AerosolLube – High-pressure Grease in an Aerosol Can

Electric Pump (PC125M-.5EPump)

Metric Micrometer

PC125 Die Set

PC125 Die Storage Shelf

Hand Pump (PC125-HPump)

Air/Hydraulic Pump (PC125-PPump)

For the most current Crimper and Equipment information, visit www.continental-industry.com.

Air & Multipurpose
General Purpose
Heavy Duty
Push-on
Chemical Transfer
Cleaning Equipment
Food & Beverage Transfer
Food Washdown
Marine
Material Handling
Abrasives
Bulk Transfer
Cement & Concrete
Mining
Petroleum
Aircraft Fueling
Dispensing
Dock
Rig Supply
Transfer Discharge
Transfer S&D
Specialty
Steam
Vacuum
Water
Discharge
Suction & Discharge
Washdown
Garden
Welding
Coupling Systems
Equipment
Appendix

Air & Multipurpose
General Purpose
Heavy Duty
Push-on
Chemical Transfer
Cleaning Equipment
Food & Beverage Transfer
Food Washdown
Marine
Material Handling
Abrasives
Bulk Transfer
Cement & Concrete
Mining
Petroleum
Aircraft Fueling
Dispensing
Dock
Rig Supply
Transfer Discharge
Transfer S&D
Specialty
Steam
Vacuum
Water
Discharge
Suction & Discharge
Washdown
Garden
Welding
Coupling Systems
Equipment
Appendix

PC125

Description

PC125

The PC125 portable crimper, with its open design, removable pusher and easy-to-use spring-loaded die set, is designed for higher production volume and repetitive use. Crimp diameter is set and controlled with an easy-to-read micrometer. The PC125 is packaged for shop service and includes the crimper and 1-HP, 110-V electric pump on a common base, with a compression ring, pressure plate, magnetized die ring pusher, start/stop remote pendant switch, metric micrometer, adjustable coupling stop and adjustable retraction stop.

Features

- Easy-to-read, fully adjustable metric micrometer allows precise setting of crimp diameters to an accuracy of +/-.1 mm
- Open design with vertical feed for good operator visibility
- Removable pusher and spring-loaded die set for easy loading
- Magnetized pusher to attach compression ring for repetitive use
- 60-ton cylinder
- Automatic shutoff for precise crimps
- Adjustable retraction stop limits ram retractions for quick repetitive crimps
- Adjustable coupling stop for accurate, repetitive positioning of the assembly inside the dies
- Two-piece, "slide in" die design for easy installation
- Common base for bench mounting
- Color-coded die sets to speed die selection and setup
- 1-HP, 110-V pump
- Pneumatic activation (no electric wires) of remote pendant switch

Capability

- 1/4" through 1¼" ID 2-braid hose and 1¼" ID 4-spiral hose with all coupling end styles including most bent tubes

Power Source

- 1-HP, 110V AC, single-phase, 50-60 Hz, Electric Pump (PC125/150-E1PUMP) with pneumatic start/stop pendant switch

Oil Capacity: 1 gallon

Mounting: Crimper and pump installed on plate

Dimensions: 20" L x 11" W x 19" H

Weight: 125 lb.

Dies

Part Number	ID	Part Number	ID
PC125 - 8.5 Black	8.5 mm	PC125 - 27 Brown	27 mm
PC125 - 12 Black	12 mm	PC125 - 31 Silver	31 mm
PC125 - 14 Red	14 mm	PC125 - 34 Purple	34 mm
PC125 - 16 Blue	16 mm	PC125 - 41 Orange	41 mm
PC125 - 19 Green	19 mm	PC125 - 45 Black	45 mm
PC125 - 23 Yellow	23 mm	PC125 - 50 Black	50 mm

Options

- PC125 Kit includes the PC125 crimper and 7 die sets including 16 mm, 19 mm, 23 mm, 27 mm, 31 mm, 34 mm and 41 mm dies for 1/4" to 1" 1-braid and 2-braid hose
- PC125-Shelf – Black Die Storage Shelf Unit 13" deep x 12.5" wide x 15" high, 12 lb.

Replacement Parts

- PC125 - Pusher – Die Ring Pusher with Magnets
- PC125 - CRing – Compression Ring
- PC125 - PPlate – Pressure Plate
- PC125 - CStop – Adjustable Coupling Stop
- PC125 - Die Screw – Die Screw
- PC125 - Die Spring – Die Spring
- PC125/150 - Switch – Pneumatic Start/Stop Pendant Switch for 1-HP Pump
- PC125/150 - E1Pump – 1-HP 110-V Electric Pump
- PC900 - Grease-3 oz. – High-pressure Grease in a 3 oz. Tube
- PC900 - Grease-1 lb. – High-pressure Grease in a 1 lb. Can
- PC900 - Aerosol Lube – High-pressure grease in an Aerosol Can

PC125 Die Storage Shelf

Metric Micrometer

PC125 Die Set

PC125 Coupling Stop

PC125 Retraction Stop

PC125 Magnetic Pusher

For the most current Crimper and Equipment information, visit www.continental-industry.com.

PC150 Series Including PC150-1 & PC150-2

Description

PC150-2

The PC150-2 is a stationary crimper with more power to manufacture factory-quality hose assemblies quickly and easily. Its open design with removable pusher and "slide in" die configuration allows for good visibility and the easy loading of dies and hose assemblies. Crimp diameter is set and controlled with an easy-to-read micrometer. Designed to handle higher volumes in a shop environment, the PC150-2 includes the crimper and 2-HP pump on a common base with a pressure plate, compression ring, die ring pusher, start/stop remote pendant switch, metric micrometer, adjustable coupling stop, adjustable retraction stop and work light. The optional PC150-1 includes all the components of the PC150-2 and a 1-HP pump.

Features

- Easy-to-read, fully adjustable metric micrometer allows for precise setting of crimp diameters to an accuracy of +/- .1 mm
- Open design with vertical feed for good operator visibility
- Removable pusher and spring-loaded die set for easy loading
- 80-ton cylinder
- Automatic shutoff for precise crimps
- Adjustable retraction stop limits ram retractions for quick repetitive crimps
- Adjustable coupling stop for accurate, repetitive positioning of the assembly inside the dies
- Two-piece, "slide in" die set for easy installation
- Common base for bench mounting
- Color-coded die sets to speed die selection and setup
- 2-HP, 220-V pump
- Pneumatic activation (no electric wires) of remote pendant switch

Capability

- 1/4" through 1½" ID 2-braid hose and 4-spiral hose with all coupling end styles including most bent tubes

Power Source

- 2-HP, 220-V AC, single-phase, 50-60 Hz Electric Pump (PC150-2EPump) for PC150-2 crimper
- Optional 1-HP, 110-V AC, single-phase, 50-60 Hz Electric Pump (PC125/150-1EPump) for PC150-1 crimper

Oil Capacity: 1 gallon

Mounting: Crimper and pump installed on plate

Dimensions: 32" L x 16.5" W x 29" H

Weight: 275 lb.

Dies

Part Number	ID	Part Number	ID
PC150 - 8.5 Black	8.5 mm	PC150 - 27 Brown	27 mm
PC150 - 12 Black	12 mm	PC150 - 31 Silver	31 mm
PC150 - 14 Red	14 mm	PC150 - 34 Purple	34 mm
PC150 - 16 Blue	16 mm	PC150 - 41 Orange	41 mm
PC150 - 19 Green	19 mm	PC150 - 45 Black	45 mm
PC150 - 23 Yellow	23 mm	PC150 - 50 Black	50 mm
PC150 - 27 Brown	27 mm	PC150 - 56 Black	56 mm

Options

- PC150 - 1 Kit includes PC150-1 crimper and 7 die sets including 16 mm, 19 mm, 23 mm, 31 mm, 41 mm, 50 mm and 56 mm dies for 1/4" to 1½" 1-braid to 4-spiral hose
- PC150 - 2 Kit includes PC150-2 crimper and 7 die sets including 16 mm, 19 mm, 23 mm, 31 mm, 41 mm, 50 mm and 56 mm dies for 1/4" to 1½" 1-braid to 4-spiral hose
- PC150 - Shelf – Black Die Storage Shelf Unit 15" deep x 20.5" wide x 16" high, 25 lb.
- PC150 - Spacer – Spacer Kit for Elbows
- PC150 - 1 with 1-HP Pump
- PC150 - 2 with 2-HP Pump

Replacement Parts

- PC150 - Pusher – Die Ring Pusher
- PC150 - CRing – Compression Ring
- PC150 - PPlate – Pressure Plate
- PC150 - CStop – Adjustable Coupling Stop
- PC150 - Die Screw – Die Screw
- PC150 - Die Spring – Die Spring
- PC125/150 - Switch – Pneumatic Start/Stop Pendant Switch for 1-HP or 2-HP Pump
- PC150 - E2Pump – 2-HP Electric Pump for PC150-2 Crimper
- PC125/150 - E1Pump – 1-HP Electric Pump for PC150-1 Crimper
- PC900 - Grease-3 oz.–High-pressure Grease in a 3 oz. Tube
- PC900 - Grease-1 lb.–High-pressure Grease in a 1 lb. Can
- PC900-Aerosol Lube–High-pressure Grease in an Aerosol Can

PC150 Die Storage Shelf

PC125 Die Set

PC125 Coupling Stop

PC125 Retraction Stop

For the most current Crimper and Equipment information, visit www.continental-industry.com.

Air & Multipurpose
General Purpose
Heavy Duty
Push-on
Chemical Transfer
Cleaning Equipment
Food & Beverage Transfer
Food Washdown
Marine
Material Handling
Abrasives
Bulk Transfer
Cement & Concrete
Mining
Petroleum
Aircraft Fueling
Dispensing
Dock
Rig Supply
Transfer Discharge
Transfer S&D
Specialty
Steam
Vacuum
Water
Discharge
Suction & Discharge
Washdown
Garden
Welding
Coupling Systems
Equipment
Appendix

Air & Multipurpose
General Purpose
Heavy Duty
Push-on
Chemical Transfer
Cleaning Equipment
Food & Beverage Transfer
Food Washdown
Marine
Material Handling
Abrasives
Bulk Transfer
Cement & Concrete
Mining
Petroleum
Aircraft Fueling
Dispensing
Dock
Rig Supply
Transfer Discharge
Transfer S&D
Specialty
Steam
Vacuum
Water
Discharge
Suction & Discharge
Washdown
Garden
Welding
Coupling Systems
Equipment
Appendix

PC150H Series Including PC150H-1 & PC150H-2

Description

PC150H

The PC150H offers the ease of use of a horizontal crimper with the power and precise adjustment capabilities usually found in more costly models. With the same crimping capability as the PC150 Series, the "H" model offers hose feed horizontally from either front or rear through a large 4.9 inch throat opening. The PC150H can be ordered with a 1-HP electric pump (PC150H-1) or a 2-HP electric pump (PC150H-2), producing maximum force in a small package. The PC150H makes repetitive crimps fast and easy to accomplish with a precise, direct-read digital adjustment and a built-in cylinder retraction stop. The PC150H also offers convenience features found in both our vertical and horizontal crimpers including a pneumatic start/stop pendant switch, a magnetic die change tool, an optional die rack for storing dies and master die grease fittings as a special feature for easy lubrication.

Features

- Easy-to-read micrometer provides precise crimp settings
- Hose feed is horizontal from both front and rear
- Easy die loading with magnetic die change tool
- Maximum die size 56 mm
- 155-ton crimping force
- Automatic shutoff for precise crimps
- Retraction stop limits die travel for faster repetitive crimps
- Large 13-quart oil reservoir to cool components during repetitive crimps
- Pneumatic activation using remote pendant switch
- 1-HP and 2-HP power options

Capability

- 1/4" through 1½" ID 2-braid hose and 4-spiral hose with all coupling styles and most bent tubes

Power Source

- 1-HP, 110-V AC, single-phase (PC150H-1)
- 2-HP, 220-V AC, single-phase (PC150H-2)

Oil Capacity: 13 quarts

Mounting: Bench or cabinet

Dimensions: 15.0" L x 23.5" W x 20.5" H

Weight: 245 lb.

Dies

Part Number	ID	Part Number	ID
PC150H-8.5	8.5 mm	PC150H-31	31 mm
PC150H-12	12 mm	PC150H-34	34 mm
PC150H-14	14 mm	PC150H-41	41 mm
PC150H-16	16 mm	PC150H-45	45 mm
PC150H-19	19 mm	PC150H-50	50 mm
PC150H-23	23 mm	PC150H-56	56 mm
PC150H-27	27 mm		

Options

- PC150H - 1 Kit includes the PC150H-1 crimper and 7 die sets including 16 mm, 19 mm, 23 mm, 31 mm, 41 mm, 50 mm and 56 mm
- PC150H - 2 Kit includes the PC150H-2 crimper and 7 die sets including 16 mm, 19 mm, 23 mm, 31 mm, 41 mm, 50 mm and 56 mm
- PC150H-Rack – Black die cabinet 7" deep x 13" wide x 18" high, holds 9 dies

Replacement Parts

- PC900 - Grease-1 lb. – High-pressure Grease in a 1 lb. Can
- PC900 - Aerosol Lube – High-pressure Grease in an Aerosol Can
- PC125/150 Switch – Pneumatic Start/Stop Pendant Switch for 1-HP or 2-HP Pump
- PC150H-DCT – Die Change Tool

PC150H Die Set

Die Change Tool

PC150H Die Rack

Digital Gauge

For the most current Crimper and Equipment information, visit www.continental-industry.com.

PC200-P Series Including PC200-1, PC200-2 & PC200-3

PC200-1

Description

The PC200-P is a high-volume, high-capacity stationary crimper utilizing microprocessor control for the fastest, most accurate crimping system available. Crimp settings, dwell time, pre-set start positions and auto/manual operation are all easily set with electronic controls.

This production crimper is a quick and easy way to make factory-quality hose assemblies. The standard package is the PC200-P crimper, which includes a 7.5-HP, 230-V/3-phase pump and foot pedal. The optional PC200-2 crimper includes a 7.5-HP, 480-V/3-phase pump and foot pedal. The optional PC200-3 (single-phase) crimper includes a 5-HP, 220-V/single-phase pump and foot pedal.

Features

- Hose feed is horizontal from both front or rear
- Accurate electronic PLC crimp diameter adjustment
- Manual or automatic model
- Max die size 78 mm
- 340-ton cylinder
- Automatic shutoff for precise crimps
- Power return stroke and return limit control
- Rapid retraction of die fingers through hydraulic system
- Die sets easily changed using hand tool
- Accommodates bent tube/elbow couplings with the ability of installing 2", 90-degree fittings on both ends

Capability

- 1/4" through 2" ID 2-braid hose and 2" 6-spiral hose with all coupling end styles including most bent tubes

Power Source

- 7.5-HP, 230-V AC, 3-phase, 60 Hz (PC200-E7.5-1Pump)
- Optional 7.5-HP, 480-V AC, 3-phase, 60 Hz (PC200-E7.5-2 Pump) for the PC200-2 crimper
- Optional 5-HP, 220-V AC, single-phase, 60 Hz for the PC200-3 crimper

Oil Capacity: 8 gallons

Mounting: Bench or cabinet

Dimensions: 18.5" L x 27.5" W x 31.5" H (without die cabinet)

Weight: 573 lb. (excluding cabinet)

Dies

Part Number	ID	Part Number	ID
PC200 - 8.5	8.5 mm	PC200 - 41	41 mm
PC200 - 12	12 mm	PC200 - 45	45 mm
PC200 - 14	14 mm	PC200 - 50	50 mm
PC200 - 16	16 mm	PC200 - 56	56 mm
PC200 - 19	19 mm	PC200 - 62	62 mm
PC200 - 23	23 mm	PC200 - 69	69 mm
PC200 - 27	27 mm	PC200 - 74	74 mm
PC200 - 31	31 mm	PC200 - 78	78 mm
PC200 - 34	34 mm		

Options

- PC200-P - 1 Kit includes the PC200-1 crimper and 10 die sets including 16 mm, 19 mm, 23 mm, 31 mm, 41 mm, 50 mm, 56 mm, 62 mm, 69 mm and 78 mm dies for 1/4" to 2" 1-braid to 6-spiral hose
- PC200 - 2 Kit includes the PC200-2 crimper and 10 die sets including 16 mm, 19 mm, 23 mm, 31 mm, 41 mm, 50 mm, 56 mm, 62 mm, 69 mm and 78 mm dies for 1/4" to 2" 1-braid to 6-spiral hose
- PC200 - 3 Kit includes the PC200-3 crimper and 10 die sets including 16 mm, 19 mm, 23 mm, 27 mm, 31 mm, 34 mm, 41 mm, 50 mm, 56 mm and 69 mm
- PC200 - Rack – Black Die Cabinet 20" deep x 30" wide x 29" high
- PC200 - MBS – Manual Back Stop
- PC200 - EBS – Electric Back Stop

Replacement Parts

- PC900 - Grease-1 lb. – High-pressure Grease in a 1 lb. Can
- PC900 - Aerosol Lube – High-pressure Grease in an Aerosol Can

PC200 Die Set

Optional Automatic Back Stop

Control Panel

Foot Switch

Die Cabinet

For the most current Crimper and Equipment information, visit www.continental-industry.com.

Air & Multipurpose
General Purpose
Heavy Duty
Push-on

Chemical Transfer

Cleaning Equipment

Food & Beverage Transfer
Food Washdown

Marine

Material Handling
Abrasives
Bulk Transfer
Cement & Concrete

Mining

Petroleum
Aircraft Fueling
Dispensing
Dock
Rig Supply
Transfer Discharge
Transfer S&D

Specialty

Steam

Vacuum

Water
Discharge
Suction & Discharge
Washdown
Garden

Welding

Coupling Systems

Equipment

Appendix

Air & Multipurpose
General Purpose
Heavy Duty
Push-on
Chemical Transfer
Cleaning Equipment
Food & Beverage Transfer
Food Washdown
Marine
Material Handling
Abrasives
Bulk Transfer
Cement & Concrete
Mining
Petroleum
Aircraft Fueling
Dispensing
Dock
Rig Supply
Transfer Discharge
Transfer S&D
Specialty
Steam
Vacuum
Water
Discharge
Suction & Discharge
Washdown
Garden
Welding
Coupling Systems
Equipment
Appendix

PC400-P Series Including PC400-P & PC400-1P

Description

PC400

The PC400-P is a high-volume, high-capacity stationary crimper utilizing microprocessor control for the fastest, most accurate crimping system available. Crimp settings, dwell time, pre-set start positions and auto/manual operation are all easily set with electronic controls.

This production crimper is a quick and easy way to make both hydraulic and industrial hose assemblies. The standard package is the PC400-P crimper which includes a 7.5-HP, 230-V/3-phase pump and foot pedal. The optional PC400-1 crimper includes a 5-HP, 230-V/single-phase pump and foot pedal.

Features

- Hose feed is horizontal from both front or rear
- Accurate electronic PLC crimp diameter adjustment
- Manual or automatic model
- Maximum die opening: die closed diameter 78 mm (hydraulic) and 122 mm (industrial)
- 265-ton cylinder
- Automatic shutoff for precise crimps
- Power return stroke and return limit control
- Rapid retraction of die fingers through hydraulic system
- Die sets easily changed using hand tool
- Accommodates bent tube/elbow couplings with the ability of installing 2", 90-degree fittings on both ends

Capability

- 1/4" through 2" ID 2-braid hose, and 2" 6-spiral hose and 4" industrial hose with all coupling end styles including most bent tubes
- 1/2" through 4" ID industrial hose

Power Source

- 7.5-HP, 230-V AC, 3-phase, 60 Hz for the PC400 crimper
- Optional 5-HP, 230-V AC, single-phase for the PC400-1 crimper

Oil Capacity: 8 gallons

Mounting: Bench or cabinet

Dimensions: 18.5" L x 27.5" W x 31.5" H (without die cabinet)

Weight: 573 lb. (excluding cabinet)

Hydraulic Dies (PC400 utilizes PC200 dies)

Part Number	ID	Part Number	ID
PC200 - 8.5	8.5 mm	PC200 - 34	34 mm
PC200 - 12	12 mm	PC200 - 41	41 mm
PC200 - 14	14 mm	PC200 - 45	45 mm
PC200 - 16	16 mm	PC200 - 50	50 mm
PC200 - 19	19 mm	PC200 - 56	56 mm
PC200 - 23	23 mm	PC200 - 62	62 mm
PC200 - 27	27 mm	PC200 - 69	69 mm
PC200 - 31	31 mm	PC200 - 74	74 mm
		PC200 - 78	78 mm

Industrial Dies

Part Number	ID	Part Number	ID
PC400 - 86-125L	86 mm	PC400-114-125L	114 mm
PC400 - 90-125L	90 mm	PC400-118-125L	118 mm

Options

- PC400 - Kit includes the PC400 crimper and 12 die sets including 16 mm, 19 mm, 23 mm, 27 mm, 31 mm, 34 mm, 41 mm, 50 mm, 56 mm, 62 mm, 69 mm and 78 mm dies for 1/4" to 2" 1-braid to 6-spiral hose
- PC400 - 1 Kit includes the PC400-1 crimper and 12 die sets including 16 mm, 19 mm, 23 mm, 27 mm, 31 mm, 34 mm, 41 mm, 50 mm, 56 mm, 62 mm, 69 mm and 78 mm dies for 1/4" to 2" 1-braid to 6-spiral hose
- PC200 - Rack – Black Die Cabinet 20" deep x 30" wide x 29" high
- PC200 - MBS – Manual Back Stop
- PC200 - EBS – Electric Back Stop

Replacement Parts

- PC900 - Grease -1lb. High-pressure Grease in a 1 lb. Can
- PC900 - Aerosol Lube - High-pressure Grease in an Aerosol Can

Control Panel

Foot Switch

Die Cabinet

Optional Automatic Back Stop

For the most current Crimper and Equipment information, visit www.continental-industry.com.

PC600L-P Crimper

Description

The PC600L-P is a high-volume, high-capacity stationary crimper utilizing the fully automatic ACT3™ microprocessor controller. The PC600L-P can produce 2,200 crimps per hour with 350 tons of crimping force to allow for both hydraulic and industrial hose assemblies, and it is ideal for production assembly applications. The standard PC600L-P crimper includes a 7.5-HP, 230 V-/AC, 3-phase hydraulic pump.

Features

- Fully automatic ACT3™ controller
- Manual and automatic operation
- Utilizes the PC200/400 dies with easy-to-change die tool
- 350-ton cylinder
- Built-in heavy-duty base with die holders
- Allows for 2,200 crimps per hour
- Automatic shutoff for precise crimps
- Power return stroke and return limit control

Capability

- 1/4" through 2.5" ID, 2-braid and 6-spiral hydraulic hose
- 3/16" through 6" ID industrial hose

Power Source

- 7.5-HP, 230-V/AC, 3-phase, 60 Hz

Dimensions

- Master die inside diameter – 145 mm
- Master die opening w/o dies – 273 mm
- Maximum swaging diameter – 192 mm
- Maximum die opening – 128 mm
- Pump size: 21" L x 34" W x 36.5" H
- Pump weight: 450 lb. (205 kg)
- Machine size: 22" L x 36" W x 57" H

Weight: 4,500 lb. (2,041kg) Die Base/Cabinet (shipping weight)

PC600

Optional Automatic Back Stop

Hydraulic Dies

The following dies are included in the standard PC600-P Kit:

SAP #	Part #	Description
20244976	PC200-16	16 mm Die
20244977	PC200-19	19 mm Die
20244978	PC200-23	23 mm Die
20244980	PC200-31	31 mm Die
20244982	PC200-41	41 mm Die
20244984	PC200-50	50 mm Die
20244985	PC200-56	56 mm Die
20244986	PC200-62	62 mm Die
20244987	PC200-69	69 mm Die
20249890	PC200-78	78 mm Die

Continental Part Numbers

SAP #	Part #	Description
20527520	PC600-P Skit	PC600-P Kit 16-23 mm, 31 mm, 41 mm, 50 mm, 56 mm, 62 mm, 69 mm, 78 mm
20548773	PC600-P Skit H&I	Includes Hydraulic & Industrial Dies (Hyd: 16-23 mm, 31 mm, 41 mm, 50 mm, 56 mm, 62 mm, 69 mm, 79 mm) (Ind: 84 mm, 92 mm, 100 mm, 125 mm, 166 mm, 178 mm)
20267266	PC200/400-DCT	Die Change Tool
20244972	PC200-EBS	Electric Back Stop (Optional)
20244971	PC200-MBS	Manual Back Stop

Air & Multipurpose
General Purpose
Heavy Duty
Push-on
Chemical Transfer
Cleaning Equipment
Food & Beverage Transfer
Food Washdown
Marine
Material Handling
Abrasives
Bulk Transfer
Cement & Concrete
Mining
Petroleum
Aircraft Fueling
Dispensing
Dock
Rig Supply
Transfer Discharge
Transfer S&D
Specialty
Steam
Vacuum
Water
Discharge
Suction & Discharge
Washdown
Garden
Welding
Coupling Systems
Equipment
Appendix

Air & Multipurpose
General Purpose
Heavy Duty
Push-on
Chemical Transfer
Cleaning Equipment
Food & Beverage Transfer
Food Washdown
Marine
Material Handling
Abrasives
Bulk Transfer
Cement & Concrete
Mining
Petroleum
Aircraft Fueling
Dispensing
Dock
Rig Supply
Transfer Discharge
Transfer S&D
Specialty
Steam
Vacuum
Water
Discharge
Suction & Discharge
Washdown
Garden
Welding
Coupling Systems
Equipment
Appendix

PC1000-P Crimper

Description

The PC1000-P is a high-volume, high-capacity stationary crimper utilizing the fully automatic ACT3™ microprocessor controller. The PC1000-P can produce 1,415 crimps per hour with 450 tons of crimping force to allow for both Hydraulic and Industrial hose assemblies, ideal for production assembly applications. The standard PC1000-P crimper includes a 7.5-HP, 230-V/AC, 3-phase hydraulic pump.

Features

- Fully automatic ACT3™ controller
- Manual and automatic operation
- Utilizes the PC200/400 dies with easy-to-change die tool
- 350-ton cylinder
- Built-in heavy-duty base with die holders
- Allows for 1,415 crimps per hour
- Automatic shutoff for precise crimps
- Power return stroke and return limit control

Capability

- Up through 2½" ID, 2-braid, 4-spiral and 6-spiral hydraulic hose
- 3/16" through 10" ID industrial hose

Power Source

- Standard: 7.5-HP, 230-V/AC, 3-phase, 60 Hz
- Optional: 7.5-HP, 460-V/AC, 3-phase, 60 Hz

Dimensions

- Master die inside diameter – 230 mm
- Master die opening w/o dies – 350 mm
- Maximum swaging diameter – 192 mm
- Maximum die opening – 125 mm
- Machine size: 30" L x 44" W x 74 " H

Weight: 6,185 lb. (2,806 kg)

Continental Part Numbers

SAP #	Part #	Description
20588181	PC1000-PX Kit	PC1000-PX Kit

(3-phase 230-V dies 14-245) PC1000-P utilizes PC200/400/600 dies and change tool.

PC1000

The following dies are included in the standard PC1000-PX Kit:

Hydraulic Dies

SAP #	Part #	Description
20244975	PC200-14	14 mm Die
20244976	PC200-16	16 mm Die
20244977	PC200-19	19 mm Die
20244978	PC200-23	23 mm Die
20244980	PC200-31	31 mm Die
20244982	PC200-41	41 mm Die
20244984	PC200-50	50 mm Die
20244985	PC200-56	56 mm Die
20244986	PC200-62	62 mm Die
20244987	PC200-69	69 mm Die
20249890	PC200-78	78 mm Die
20562098	PC600-84	84 mm Die
20562099	PC600-92	92 mm Die
20562650	PC600-100	100 mm Die
20562651	PC600-108	108 mm Die
20562652	PC600-116	116 mm Die
20562653	PC600-126	126 mm Die
20590712	PC1000-166	166 mm Die
20590713	PC1000-178	178 mm Die
20590714	PC1000-215	215 mm Die
20590715	PC1000-245	245 mm Die

PC1200-P Industrial Crimper

The PC1200-P can be operated in manual mode for a single crimp or set up for fully automatic production crimping.

- Hose capacity from 3 inch up to 14 inches of industrial hose
- The PC1200-P crimper opens to 19¼ inches permitting special and angled fittings to be handled easily
- 7.5-HP dual-stage pump
- Industrial crimp calculator
- Fully adjustable crimp diameter
- Manual or automatic ACT™ controls
- Enter crimp diameter in either inch or metric
- Store frequently used dies and crimp settings in memory
- Complete range of dies and accessories available

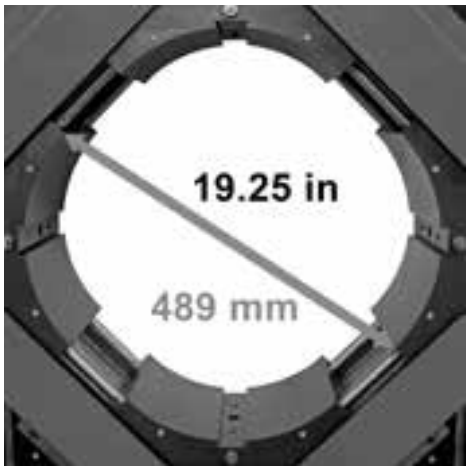

Maximum opening: 19.25"/489 mm



Quick-release Die

Air & Multipurpose
General Purpose
Heavy Duty
Push-on

Chemical Transfer

Cleaning Equipment

Food & Beverage Transfer

Food Washdown

Marine

Material Handling
Abrasives
Bulk Transfer
Cement & Concrete

Mining

Petroleum
Aircraft Fueling
Dispensing
Dock
Rig Supply
Transfer Discharge
Transfer S&D

Specialty

Steam

Vacuum

Water
Discharge
Suction & Discharge
Washdown
Garden

Welding

Coupling Systems

Equipment

Appendix

Air & Multipurpose
General Purpose
Heavy Duty
Push-on

Chemical Transfer

Cleaning Equipment

Food & Beverage Transfer

Food Washdown

Marine

Material Handling
Abrasives
Bulk Transfer
Cement & Concrete

Mining

Petroleum
Aircraft Fueling
Dispensing
Dock
Rig Supply
Transfer Discharge
Transfer S&D

Specialty

Steam

Vacuum

Water
Discharge
Suction & Discharge
Washdown
Garden

Welding

Coupling Systems

Equipment

Appendix

PC1200-P Industrial Crimper

The patented ACT™ Crimp Controller

- Can store up to 50 dies and 150 crimp settings
- Pressure transducer monitors crimping "effort" eliminating "trial and error" crimping
- Can track number of crimps and automatically pause for quality check at preset interval
- Automatically converts inch to mm and mm to inch so that no calculation is ever required

Technical Specifications

Maximum Head Opening w/o Dies	489 mm (19.25 in.)
Master Die Inside Diameter	381 mm (15 in.)
Maximum Die Opening	152 mm
Crimper Size	30 in. W x 44 in. D x 74 in. H
Weight with Oil	6185 lb.
Electrical Requirements	230-V 3-Phase (Standard) 440-480-V 3-Phase (Optional)
Motor	7.5-HP 1-Stage Pump (Standard) 10-HP (Optional)
Reservoir Capacity	45 US Gal.
Oil Type	ISO 46 Hydraulic Oil
Adapter Dies	381-275 mm and 275-160 mm
Hose Capacity	12 in. Industrial

The 7½-HP pump and electronics are housed in a separate cabinet and are easily accessible for maintenance.



ACT™ Control Module

PCTB1500 / PCTB2500

Description
Continental PCTB Series Test Benches provide a safe and efficient method to test hose assemblies for burst or proof testing.

Features
- Optional electronic model with programmable control including paper printout
- 1/2" polycarbonate safety window
- Safety lock to prevent operation when door is not closed
- Standard garden hose inlet for water supply
- Factory air inlet supply, 85 psi min. required
- Powder-coated finish for durability
- Polyurethane bedliner material coating on interior
- 7-port outlet manifold for multiple testing
- Built-in work light for good visibility during testing

Capability
- PCTB1500 – Test pressure range to 21,500 psi (1500 bar)
- PCTB2500 – Test pressure range to 37,500 psi (2500 bar)

Power Source
- Standard 110-V/AC, Single-phase Grounded Outlet

Dimensions
- Interior: 18" H x 35" W x 71" L
- Includes test bench legs – test area at a convenient working height
- Full opening allows for hose assemblies to be loaded on a skid

Weight: 750 lb.

Continental Part Numbers

SAP #	Descriptive
20439763	PCTB-1500 Test Bench
20439764	PCTB-1500 PLC Test Bench
20554088	PCTB-2500 Test Bench
20554089	PCTB-2500 PLC Test Bench

PCTB1500



PCTB2500

Air & Multipurpose
General Purpose
Heavy Duty
Push-on

Chemical Transfer

Cleaning Equipment

Food & Beverage Transfer

Food Washdown

Marine

Material Handling
Abrasives
Bulk Transfer
Cement & Concrete

Mining

Petroleum
Aircraft Fueling
Dispensing
Dock
Rig Supply
Transfer Discharge
Transfer S&D

Specialty

Steam

Vacuum

Water
Discharge
Suction & Discharge
Washdown
Garden

Welding

Coupling Systems

Equipment

Appendix

Additional Products

Additional Non-Stock Specifications

Order Code	Hose Description	Application
Air & Multipurpose		
549-153	Ortac II	200 psi air hose, Class A nitrile static dissipating tube, Red Class B cover
549-007	Plicord Air Yellow	300 psi air hose, Class C non-conductive tube, Yellow Class C cover
549-260	Plicord Rock Drill	400-500 psi air hose, Class C tube, Blue with Yellow stripe Class C cover
549-613	Air Super YC	400 psi, Class C tube and cover, similar to 549-006 Plicord Air Green 400 but the Yellow Cover is twice the thickness
Chemical		
546-014	Brown Chem-Acid Discharge	Chemrin tube, versatile chemical discharge hose capable of handling a wide variety of industrial chemicals
546-011	Gray Chem-Acid Discharge	Weatherex tube, versatile chemical discharge hose capable of handling a wide variety of industrial chemicals
546-067	Gray Flexwing	Weatherex tube, versatile chemical transfer hose capable of handling a wide variety of industrial chemicals
546-064	Yellow Flexwing	Chlorosulfonated Polyethylene tube, versatile chemical transfer hose capable of handling a wide variety of industrial chemicals
546-010	Yellow Chem-Acid Discharge	Chlorosulfonated Polyethylene tube, versatile chemical discharge hose capable of handling a wide variety of industrial chemicals
Food		
549-147	White Flextra	Lightweight, flexible hose for transferring oily and non-oily edibles under pressure on tank truck or in-plant service
549-150	White Softwall	Discharge transfer of dry or liquid foods having either oily or non-oily bases
539-404	Sani-Wash Plus 1000	Food washdown applications
539-413	Sani-Wash Plus 3000	Food washdown applications
Marine		
586-454	Spiraflex Marine Bilge	PVC hose for drain, vanity and scooper lines
586-447	Spiraflex Marine Livewell	PVC hose for head intake, discharge and pump out service
586-439	Spiraflex Marine Sanitation FDA	PVC hose for potable water transfer
586-451	Spiraflex Marine Vacuum	PVC hose for bilge pumps or holding tank pump out service
586-444	Spiraflex Marine Vacuum FDA	PVC hose for potable water transfer

Air & Multipurpose
General Purpose
Heavy Duty
Push-on
Chemical Transfer
Cleaning Equipment
Food & Beverage Transfer
Food Washdown
Marine
Material Handling
Abrasives
Bulk Transfer
Cement & Concrete
Mining
Petroleum
Aircraft Fueling
Dispensing
Dock
Rig Supply
Transfer Discharge
Transfer S&D
Specialty
Steam
Vacuum
Water
Discharge
Suction & Discharge
Washdown
Garden
Welding
Coupling Systems
Equipment
Appendix

Additional Products

Additional Non-Stock Specifications

Order Code	Hose Description	Application
Material Handling		
Cust Serv	Concrete Vibrator Hose	Reinforced rubber sleeve for concrete vibrator
541-262	Clam Jetting	Softwall hose for underwater jetting and collection of clams
549-859	Blast Hole Slurry/Dewatering	Hardwall hose for filling blast hole with explosive
541-814	Plicord Hyrdrovator Red S&D	Corrugated SBR cover and red natural rubber tube provide good flexibility, durability and outstanding abrasion and tear resistance
549-337	Liquid Mud Hose	Transfer of drilling mud
549-706	Refractory Hose, 2 Plies	Refractory hose with static dissipating tube
549-863	Gunite, 4 Plies	Sand and cement gunning application with static dissipation tube
586-479	Mulchblower	PVC hose for transfer of mulch products
586-477	Barkblower	PVC heavy-duty hose for transfer of wood chips
Mining		
549-229	Plicord Cable Cover Hose	Non-conductive hose for cooling/protection of electrical cables
Petroleum		
541-593	Dock Hose Nitrile FDA	Large bore hose for food products
543-485	Floater Fuel Delivery (Marathon Water Moccasin)	Softwall fuel discharge for ship to shore transfer
541-688	Smooth Bore Molten Sulphur	Hardwall hose with a smooth reinforced liner for high-temperature applications
543-142	Black Flextra II 150	Corrugated petroleum-based product transfer hose where aromatic content exceeds 50%
541-579	Plicord Rough Bore Dock	For the transfer of petroleum products between docks and ships
543-802	Plicord LW Northern Petroleum	Lighter weight petroleum-based product transfer hose where the aromatic content does not exceed 50%
543-509	Plicord Vapor Recovery	Recovering gasoline vapors while unloading tank trucks at service stations or loading tanks at bulk terminals
586-425	Spiraflex Vapor Recovery	PVC hose for vapor recovery
Cust Serv	Oil Rig Supply Hose	Specialized hose lines for use on offshore drilling platforms

Air & Multipurpose
General Purpose
Heavy Duty
Push-on
Chemical Transfer
Cleaning Equipment
Food & Beverage Transfer
Food Washdown
Marine
Material Handling
Abrasives
Bulk Transfer
Cement & Concrete
Mining
Petroleum
Aircraft Fueling
Dispensing
Dock
Rig Supply
Transfer Discharge
Transfer S&D
Specialty
Steam
Vacuum
Water
Discharge
Suction & Discharge
Washdown
Garden
Welding
Coupling Systems
Equipment
Appendix

Additional Products

Additional Non-Stock Specifications

Order Code	Hose Description	Application
Gasoline Dispensing		
532-388	Hardwall Dispensing - Europe	Wire braid gasoline dispensing, meets European Standard EN 1360
532-387	Textile Dispensing - Australian	Textile braid gasoline dispensing, meets Australian Standard AS 2683
532-357	Hardwall Dispensing - Australian	Wire braid gasoline dispensing, meets Australian Standard AS 2683
Special Application		
541-219	Fish Suction	Heavy-duty hardwall hose with an abrasive liner
541-320	Furnace Coolant Hose	Large diameter hose for water cooling in blast furnaces
Cust Serv	Manure Line Hose	Delivery of manure from holding tanks to field
542-956	Radiator Hose (Standard)	Coolant hose, EPDM tube, EPDM cover, 2 plies
542-957	Radiator Hose (Heavy Duty)	Coolant hose, EPDM tube, EPDM cover, 4 plies
542-683	Plicord Roof Drain - Nitrile	Handling rainwater drainage from floating tank roof
Cust Serv	Plicord Roof Drain - Viton	Handling rainwater drainage from floating tank roof
586-402	PVC Fish Suction	PVC hose for transfer of fish
549-806	Irrigation Pivot Joint (Boot)	Flexible joint for joining piping
586-476	Fire Engine Suction	PVC hose for water transfer service (clear with black helix)
536-611 536-612 536-613	Refrigerant Charging CT5	Air conditioning refrigeration hose (colors: blue/red/yellow)
536-303 536-304 536-305	Freon Charging All Rubber	Air conditioning refrigeration hose (colors: blue/red/yellow)
536-486	Divers Hose High-pressure	High-pressure diving hose application
536-451	Divers Hose Low-pressure	Low-pressure diving hose application

Air & Multipurpose
General Purpose
Heavy Duty
Push-on
Chemical Transfer
Cleaning Equipment
Food & Beverage Transfer
Food Washdown
Marine
Material Handling
Abrasives
Bulk Transfer
Cement & Concrete
Mining
Petroleum
Aircraft Fueling
Dispensing
Dock
Rig Supply
Transfer Discharge
Transfer S&D
Specialty
Steam
Vacuum
Water
Discharge
Suction & Discharge
Washdown
Garden
Welding
Coupling Systems
Equipment
Appendix

Additional Products

Additional Non-Stock Specifications

Order Code	Hose Description	Application
Water		
586-452	Premier	Medium-duty suction and discharge hose for use in agricultural, construction and general industrial service
542-157	Plicord Contractors S&D	Water suction and discharge hose, SBR tube and cover
542-547	Jetting & Utility	High-pressure water service
542-445	Potable Water 150 psi	Potable water, white natural FDA tube
542-162	Plicord Water Discharge 300 psi	General purpose water discharge hose for heavier duty applications
542-322	Plicord Water S&D 300 psi	General purpose water S&D hose for heavier duty applications
Military		
569-536	ZZ H 500C	General shop service pneumatic hose
569-567	ZZ H 601E	General water and potable water discharge service
Cust Serv	ZZ H 601E	General water and potable water discharge service
543-811	MIL PRF 370H Type A	Fuel transfer standard collapsible
543-760	MIL PRF 370H Type B	Fuel transfer standard noncollapsible
543-552	MIL DTL-6615 Type I	Fuel transfer hose with low-temperature capability, with electrical bond
543-553	MIL DTL-6615 Type II	Fuel transfer hose with low-temperature capability, without electrical bond
Cust Serv	ZZ H 561K	Water suction and discharge hose
543-766	MIL H 2224OF Type A	Lightweight fuel hose for alongside service
543-769	MIL H 2224OF Type C	Lightweight fuel/water discharge hose for alongside service
Cust Serv	MIL PRF 11588G	Fuel discharge hose (style ST only)
Cust Serv	MIL H 82127 Type A	Fuel discharge hose for aviation gasoline, diesel, and automotive fuels
549-749	MIL H 24136/4	Sound attenuation hose
547-855	MIL H 8788C	For use in hydraulic systems
536-341	MIL H 24580SH	Onboard ship firefighting hose

Air & Multipurpose
General Purpose
Heavy Duty
Push-on
Chemical Transfer
Cleaning Equipment
Food & Beverage Transfer
Food Washdown
Marine
Material Handling
Abrasives
Bulk Transfer
Cement & Concrete
Mining
Petroleum
Aircraft Fueling
Dispensing
Dock
Rig Supply
Transfer Discharge
Transfer S&D
Specialty
Steam
Vacuum
Water
Discharge
Suction & Discharge
Washdown
Garden
Welding
Coupling Systems
Equipment
Appendix

Additional Products

Additional Non-Stock Specifications

Order Code	Hose Description	Application
Rig Supply		
549-337	Liquid Mud SW	Softwall liquid mud hose for offshore oil rigs
549-358	Liquid Mud SW	Softwall liquid mud hose for offshore oil rigs
549-723	Liquid Mud HW ARC	Hardwall liquid mud hose with Abrasion Resistant Cover (ARC) for offshore oil rigs
543-418	Petrol 400 HW	Hardwall liquid mud hose for offshore oil rigs
541-762	Mud Pump Suction	Mud pump hose for suction applications only for offshore oil rigs
549-720	Mud Cutting HW	Hardwall liquid mud hose for offshore oil rigs
549-274	Dry Cement SW	Softwall dry cement hose for offshore oil rigs
549-275	Dry Cement HW	Hardwall dry cement hose for offshore oil rigs
549-617	Dry Cement HW HD	Heavy-duty hardwall dry cement hose for offshore oil rigs
549-278	Barytes SW	Softwall barytes transfer hose for offshore oil rigs
549-070	Barytes HW	Hardwall barytes transfer hose for offshore oil rigs
542-273	Drill Water SW	Softwall drill water hose for offshore oil rigs
542-443	Potable Water HW	Hardwall potable water hose for offshore oil rigs
542-444	Potable Water SW	Softwall potable water hose for offshore oil rigs
542-404	Potable Water SW	Softwall potable water hose for offshore oil rigs
542-630	Brine SW	Softwall brine transfer hose for offshore oil rigs
543-564	Brine/Diesel HW	Hardwall brine and diesel transfer hose for offshore oil rigs

Air & Multipurpose
General Purpose
Heavy Duty
Push-on
Chemical Transfer
Cleaning Equipment
Food & Beverage Transfer
Food Washdown
Marine
Material Handling
Abrasives
Bulk Transfer
Cement & Concrete
Mining
Petroleum
Aircraft Fueling
Dispensing
Dock
Rig Supply
Transfer Discharge
Transfer S&D
Specialty
Steam
Vacuum
Water
Discharge
Suction & Discharge
Washdown
Garden
Welding
Coupling Systems
Equipment
Appendix

Chemical Charts

Continental Chemical Resistance Chart Ratings and Definitions

The Continental Chemical Resistance Chart is to be used as a guide only.

A The chemical is expected to have minor or no effect on the product. Product may be used for continuous service. Changes in working conditions, such as concentration of the chemical or temperature, may impact product performance and cause degradation of the product.

B The product may be used for continuous or intermittent service, however the product properties will be impacted by the exposure to the chemical. Changes in working conditions, such as concentration of the chemical or temperature, may impact product performance and cause degradation of the product.

X The product should not be used with this chemical.

I Insufficient or no data available for this chemical. Further testing is recommended to determine compatibility of the chemical with the product.

Caution: Unless otherwise specified, the ratings applied to tube stocks are based on fully concentrated or saturated solutions at 100˚F (38˚C) under normal service conditions.

Note: Hose ratings are for the impact on the polymer only. The degree of resistance of a rubber compound to a specific chemical depends on many variables such as temperature, concentration, length of exposure, stability of chemical, etc. For a specific compound, many grades of polymers are available which can alter the compound's chemical resistance.

WHEN IN DOUBT, before using a specific product, contact your local Continental Sales Representative for assistance if unusual service conditions or high temperatures are present in the product application.

This chemical resistance chart supersedes all previously published information regarding Continental chemical hose resistance ratings.

Air & Multipurpose
General Purpose
Heavy Duty
Push-on
Chemical Transfer
Cleaning Equipment
Food & Beverage Transfer
Food Washdown
Marine
Material Handling
Abrasives
Bulk Transfer
Cement & Concrete
Mining
Petroleum
Aircraft Fueling
Dispensing
Dock
Rig Supply
Transfer Discharge
Transfer S&D
Specialty
Steam
Vacuum
Water
Discharge
Suction & Discharge
Washdown
Garden
Welding
Coupling Systems
Equipment
Appendix

Chemical Charts

Air & Multipurpose
General Purpose
Heavy Duty
Push-on

Chemical Transfer

Cleaning Equipment

Food & Beverage Transfer

Food Washdown

Marine

Material Handling
Abrasives
Bulk Transfer
Cement & Concrete

Mining

Petroleum
Aircraft Fueling
Dispensing
Dock
Rig Supply
Transfer Discharge
Transfer S&D

Specialty

Steam

Vacuum

Water
Discharge
Suction & Discharge
Washdown
Garden

Welding

Coupling Systems

Equipment

Appendix

Common Name & Description	Continental Trade Name	Continental Product Examples with Polymer in the Tube
UHMWPE (Ultra-High Molecular Weight Polyethylene)	Pliosyn	Fabchem
Butyl (Isobutylene and Isoprene)	Weatherex	Gray Flexwing
NR - Natural Rubber (Isoprene, natural)	Pureten	Tan Flexwing
Viton	Flosyn	Orange Flexwing
Nitrile		Flexwing Petroleum
CPE (Chlorinated Polyethylene)	Chemrin	Brown Flexwing, ExtremeFlex Brown
EPDM (Ethylene Propylene Diene)	EPDM	Purple Flexwing, ExtremeFlex Purple
EPDM (Heat-Resistant)	Pyrosyn	Flexsteel 250 Steam, Whitewater
Cross-Link Polyethylene (XLPE)	Speclar	Blue Flexwing, Green XLPE
Alphasyn (Modified Cross-Link Polyethylene)	Alphasyn	Viper
Teflon		Hi-Per
316# Stainless Steel		Insta-Lock
Aluminum		Insta-Lock
Brass		Insta-Lock

Caution: This chart and the following chemical resistance charts are intended to reflect the various tube compounds as they pertain to Continental petroleum and chemical hose. Always use a Continental petroleum or chemical hose when the hose is to be used for conveyance of petroleum or chemicals. Consult the following pages for chemical compatibility of the various tube stocks.

Viton® is a registered trademark of DuPont Dow Elastomers L.L.C.
Teflon® is a registered trademark of E.I. du Pont de Nemours and Company.

Chemical Charts

Rating Scale

A = May be used for Continuous Service
B = May be used for Intermittent Service
I = Insufficient data, contact customer service
X = Do not use

Gasket

T = Teflon®
N = Polychloroprene
V = Viton®
S = Silicone
B = Nitrile

		Continental Chemical Hose / Hose Tube Polymer											Insta-Lock Fitting/Metal			
	Temp. (°F)*	Fabchem UHMWPE	Gray Flexwing Butyl	Yellow Flexwing Hypalon	Tan Flexwing NR	Orange Flexwing Viton	Flexwing Petroleum Nitrile	Brown Flexwing & ExtremeFlex Brown CPE	Purple Flexwing & ExtremeFlex Purple EPDM	Blue Flexwing & Green XLPE	Chem One® & Viper Alphasyn	Hi-Per, Conti Chem Superior FEP & Teflon	316 SS	Aluminum	Brass	Gasket
A																
Acetaldehyde	100	B	B	X	X	X	X	I	A	A	A	A	A	B	X	T S
Acetic Acid, Conc.	100	A	A	X	B	X	X	A	A	A	A	A	A	B	X	T
Acetic Acid, Dilute 10	150	B	A	X	A	X	X	A	A	A	A	A	A	I	X	T V N
Acetic Acid, Glacial	100	A	B	X	X	X	X	A	A	A	A	A	A	B	X	T S
Acetic Aldehyde	100	A	B	X	X	X	X	I	A	A	A	A	A	B	X	T
Acetic Anhydride	100	B	A	B	X	X	X	A	A	A	A	A	A	B	X	T S
Acetic Ester	100	B	B	X	X	X	X	B	A	A	A	A	A	A	A	T V
Acetic Ether	100	B	B	X	X	X	X	B	A	A	A	A	A	A	A	T
Acetic Oxide	100	B	A	B	X	X	X	A	A	A	A	A	A	B	X	T
Acetone	100	A	A	X	B	X	X	A	A	A	A	A	A	A	I	T
Acetone Cyanohydrin	100	B	A	X	X	X	X	A	A	A	A	A	I	I	I	T S
Acetyl Acetone	100	B	B	X	X	X	X	B	I	A	A	A	I	B	I	T
Acetyl Chloride	100	B	X	X	X	B	X	A	B	B	A	A	B	X	A	T V
Acetyl Oxide	100	B	A	B	X	X	X	A	A	A	A	A	A	B	X	T
Acetylene (dry)	100	A	A	A	A	A	A	A	A	A	X	A	A	I	I	TVBNS
Acetylene Dichloride	100	B	X	X	X	A	X	I	I	A	X	A	I	A	X	T V
Acetylene Tetrachloride	100	B	X	X	X	A	X	I	I	A	I	A	A	X	X	T V
Acrolein	100	B	A	B	B	A	B	I	I	A	A	A	I	I	I	T V
Acrylic Acid	100	B	X	X	X	A	X	X	X	A	A	A	A	I	I	T V
Acrylonitrile	100	B	X	X	X	X	X	A	X	B	A	A	A	X	I	T
Alk-Tri	100	I	X	X	X	A	X	I	I	A	I	A	A	I	I	T V
Allyl Alcohol	100	A	A	A	A	B	A	A	A	A	A	A	A	I	A	T B N
Allyl Bromide	100	B	X	X	X	B	X	B	I	B	I	A	I	I	I	T
Allyl Chloride	100	B	X	X	X	B	X	B	X	B	I	A	A	X	X	T S
Aluminum	150	A	A	A	A	A	A	A	A	A	A	A	A	I	X	TVBNS
Aluminum Acetate	100	A	A	A	X	X	X	A	A	A	A	A	A	I	X	T
Aluminum Chloride	150	A	A	A	A	A	A	A	A	A	A	A	I	I	X	T V B
Aluminum Formate	100	A	B	X	X	X	X	I	I	A	A	A	I	I	I	T
Aluminum Hydroxide	150	A	A	B	A	X	B	A	A	A	A	A	A	I	X	T S
Aluminum Sulfate	150	A	A	A	A	A	A	A	A	A	A	A	A	X	X	TVBNS
Aminoethanol	100	A	A	B	B	I	B	A	I	A	A	A	A	B	I	T B N
Aminoethylethanolamine	100	A	A	B	B	I	B	A	A	A	A	A	I	I	I	T
Ammonia	---	**No Hose Recommended For This Application**														
Ammonia Cupric Sulfate	150	A	A	A	X	A	A	A	A	A	A	A	I	I	I	T V B
Ammonium Chloride	150	A	A	A	A	A	A	A	A	A	A	A	A	X	X	TVBN

*Fahrenheit to Celsius conversion key: 100°F (38°C), 125°F (52°C), 150°F (66°C), 275°F (135°C) and 500°F (260°C).
This chemical chart is offered as a guide only. There are many variables to be considered with each application. Ratings are for tube polymer only! For an explanation of ratings, see the initial page of these Chemical Charts in Appendix B. Contact customer service for chemicals or polymers not listed at 800-235-4632.

Chemical Charts

Rating Scale

A = May be used for Continuous Service
B = May be used for Intermittent Service
I = Insufficient data, contact customer service
X = Do not use

Gasket

T = Teflon®
N = Polychloroprene
V = Viton®
S = Silicone
B = Nitrile

		Continental Chemical Hose / Hose Tube Polymer											Insta-Lock Fitting/Metal			
	Temp. (°F)*	Fabchem UHMWPE	Gray Flexwing Butyl	Yellow Flexwing Hypalon	Tan Flexwing NR	Orange Flexwing Viton	Flexwing Petroleum Nitrile	Brown Flexwing & ExtremeFlex Brown CPE	Purple Flexwing & ExtremeFlex Purple EPDM	Blue Flexwing & Green XLPE	Chem One® & Viper Alphasyn	Hi-Per, Conti Chem Superior FEP & Teflon	316 SS	Aluminum	Brass	Gasket
Ammonium Hydroxide	150	A	A	B	A	X	X	A	X	A	A	A	A	X	I	T N S
Ammonium Nitrate	150	**Special Hose Required**											A	B	X	TVBS
Ammonium Phosphate	150	A	A	A	A	A	A	A	A	A	A	A	A	X	X	TVBNS
Ammonium Sulfate	150	A	A	A	A	A	X	A	A	A	A	A	A	X	X	TVNS
Ammonium Sulfide	150	A	A	A	A	A	X	A	A	A	A	A	A	X	X	TVN
Ammonium Sulfite	150	A	A	A	A	A	A	A	A	A	A	A	A	X	I	TVBN
Ammonium Thiosulfate	100	A	A	A	A	A	A	A	A	A	A	A	A	B	X	TVBN
Amyl Acetate	100	A	A	B	X	X	X	X	B	A	A	A	A	A	I	T
Amyl Alcohol	100	A	A	A	A	B	A	A	A	A	A	A	A	I	A	TBNS
Amyl Chloride	100	A	X	X	X	A	X	X	X	A	B	A	A	X	I	T V
Amyl Oleate	100	A	X	X	X	I	B	I	I	A	I	A	I	I	I	T
Amyl Phenol	100	A	X	X	X	A	X	I	I	A	I	A	I	I	I	T V
Amyl Phthalate	100	A	A	X	X	X	X	I	I	A	I	A	I	I	I	T
Amylamine	100	A	B	X	X	X	X	B	X	A	I	A	I	I	I	T
Anethole	100	X	X	X	X	B	X	X	I	X	I	A	I	I	I	T
Anhydrous Ammonia	---	**No Hose Recommended For This Application**														
Aniline	100	A	A	X	X	A	X	B	A	A	A	A	A	B	X	T V
Animal Grease	100	A	X	X	X	A	A	B	X	A	A	A	A	A	I	TVB
Animal Oils	100	A	B	X	X	A	A	A	X	A	B	A	A	A	I	TVB
Antimony Pentachloride	100	A	X	X	X	I	X	I	X	B	B	A	I	I	I	T
Aqua Ammonia	150	X	X	X	X	X	X	X	X	X	X	A	A	X	I	T V
Aromatic Spirits	100	A	X	X	X	A	X	I	X	A	I	A	A	I	I	T V
Aromatic Tar	100	A	X	X	X	A	X	B	X	A	I	A	I	I	I	T V
Arquads	100	A	A	A	A	A	A	A	A	A	A	A	I	I	I	TVB
Arsenic Acid	100	A	A	A	A	I	X	A	A	A	A	A	A	X	X	TVS
Arsenic Chloride	100	I	X	X	X	X	X	X	X	X	X	A	I	I	I	T N
Arsenic Trichloride	100	I	X	X	X	X	X	X	X	X	X	A	X	I	I	T N
Asphalt	500	**Special Hose Required**											A	I	I	TVN
ASTM #1 Oil	100	A	X	B	X	A	A	A	X	A	A	A	A	A	I	TVBNS
ASTM #2 Oil	100	A	X	X	X	A	A	A	X	A	A	A	A	A	A	TVB
ASTM #3 Oil	100	A	X	X	X	A	A	A	X	A	A	A	A	A	A	TVB
B																
Barium Carbonate	150	A	A	A	A	A	A	A	A	A	A	A	A	X	I	TVBN
Barium Chloride	150	A	A	A	A	A	A	A	A	A	A	A	A	X	I	TVBN
Barium Hydroxide	150	A	A	A	A	B	A	A	A	A	A	A	A	X	X	TBNS
Barium Sulfate	150	A	A	A	A	A	A	A	A	A	A	A	B	A	X	TVBS

*Fahrenheit to Celsius conversion key: 100°F (38°C), 125°F (52°C), 150°F (66°C), 275°F (135°C) and 500°F (260°C).
This chemical chart is offered as a guide only. There are many variables to be considered with each application. Ratings are for tube polymer only! For an explanation of ratings, see the initial page of these Chemical Charts in Appendix B. Contact customer service for chemicals or polymers not listed at 800-235-4632.

Chemical Charts

Rating Scale

A = May be used for Continuous Service
B = May be used for Intermittent Service
I = Insufficient data, contact customer service
X = Do not use

Gasket

T = Teflon®
N = Polychloroprene
V = Viton®
S = Silicone
B = Nitrile

		Continental Chemical Hose / Hose Tube Polymer											Insta-Lock Fitting/Metal			
	Temp. (°F)*	Fabchem UHMWPE	Gray Flexwing Butyl	Yellow Flexwing Hypalon	Tan Flexwing NR	Orange Flexwing Viton	Flexwing Petroleum Nitrile	Brown Flexwing & ExtremeFlex Brown CPE	Purple Flexwing & ExtremeFlex Purple EPDM	Blue Flexwing & Green XLPE	Chem One® & Viper Alphasyn	Hi-Per, Conti Chem Superior FEP & Teflon	316 SS	Aluminum	Brass	Gasket
Barium Sulfide	150	A	A	A	A	A	A	A	A	A	A	A	A	X	X	TVBS
Benzal Chloride	100	A	B	I	I	I	X	X	I	A	I	A	B	X	I	T
Benzaldehyde	100	A	B	X	X	X	X	X	B	A	B	A	A	B	I	T
Benzene (Benzol)	100	A	X	X	X	A	X	X	X	B	B	A	A	A	A	T V
Benzine (Ligroin)	100	A	X	X	X	A	A	I	X	A	B	A	A	A	I	TVB
Benzine Solvent (Ligroin)	100	A	X	X	X	A	A	I	X	A	I	A	A	A	I	TVBS
Benzoic Acid	100	A	B	B	X	I	I	A	B	A	A	A	B	B	X	TVN
Benzoic Aldehyde	100	A	B	X	X	X	X	X	B	A	I	A	A	I	B	T
Benzotrichloride	100	X	I	I	I	I	X	X	X	X	X	A	I	I	I	T
Benzoyl Chloride	100	X	I	I	I	I	X	X	X	B	X	A	B	I	I	T
Benzyl Acetate	100	A	A	B	X	X	X	B	I	A	B	A	B	I	I	T
Benzyl Alcohol	100	A	A	X	X	A	X	A	X	A	A	A	A	B	I	TVS
Benzyl Chloride	100	A	X	X	X	A	X	X	X	A	I	A	A	X	X	T V
Bichromate of Soda	150	A	A	X	I	I	I	I	I	A	A	A	I	I	I	T
Black Sulfate Liquor	150	A	X	B	B	B	B	A	B	A	A	A	A	X	X	TVBN
Black Sulfate Liquor	275	X	X	X	X	X	X	A	X	X	X	A	A	X	X	T
Bleach	100	X	B	X	X	B	X	I	A	X	B	A	X	X	X	T V
Brine	150	A	A	A	A	A	A	A	A	A	A	A	A	X	I	TVBNS
Bromine	100	X	X	X	X	B	X	I	X	X	X	A	X	X	X	T V
Bromo Benzene	100	B	X	X	X	B	X	X	X	X	X	A	I	I	I	T V
Bromo Toluene	100	X	X	X	X	B	X	X	X	X	X	A	I	I	I	T
Bromochloromethane	100	X	B	X	X	B	X	X	I	X	A	A	A	X	X	T
Bunker C.	100	B	X	X	X	A	A	I	X	A	B	A	A	I	I	TVB
Bunker Oil	100	B	X	X	X	A	A	I	X	X	B	A	A	I	I	TVB
Butanol	100	A	A	A	A	B	A	A	A	A	A	A	A	I	I	TBN
Butyl (Normal) Alcohol	100	A	A	A	A	B	A	A	A	A	A	A	A	I	I	TBN
Butyl (Secondary) Alcohol	100	A	A	A	A	B	A	A	A	A	A	A	A	I	I	TBN
Butyl Acetate	100	A	A	B	X	X	X	B	B	A	B	A	A	B	I	T
Butyl Acetoacetate	100	A	X	X	X	X	X	X	I	A	B	A	I	I	I	T
Butyl Acrylate	100	B	X	X	X	X	X	B	X	B	B	A	I	I	I	T
Butyl Alcohol	100	A	A	A	A	B	A	A	A	A	A	A	A	I	I	TBN
Butyl Aldehyde	100	A	B	X	X	X	X	B	X	A	B	A	X	A	X	T
Butyl Amine	100	A	B	X	X	X	X	B	X	A	B	A	A	A	I	T
Butyl Benzene	100	A	X	X	X	A	X	X	X	A	B	A	I	I	I	T V
Butyl Benzl Phthalate	100	A	A	X	X	X	X	I	I	A	I	A	I	I	I	T

*Fahrenheit to Celsius conversion key: 100°F (38°C), 125°F (52°C), 150°F (66°C), 275°F (135°C) and 500°F (260°C).
This chemical chart is offered as a guide only. There are many variables to be considered with each application. Ratings are for tube polymer only! For an explanation of ratings, see the initial page of these Chemical Charts in Appendix B. Contact customer service for chemicals or polymers not listed at 800-235-4632.

Chemical Charts

Rating Scale

A = May be used for Continuous Service
B = May be used for Intermittent Service
I = Insufficient data, contact customer service
X = Do not use

Gasket

T = Teflon®
N = Polychloroprene
V = Viton®
S = Silicone
B = Nitrile

		Continental Chemical Hose / Hose Tube Polymer											Insta-Lock Fitting/Metal			
	Temp. (°F)*	Fabchem UHMWPE	Gray Flexwing Butyl	Yellow Flexwing Hypalon	Tan Flexwing NR	Orange Flexwing Viton	Flexwing Petroleum Nitrile	Brown Flexwing & ExtremeFlex Brown CPE	Purple Flexwing & ExtremeFlex Purple EPDM	Blue Flexwing & Green XLPE	Chem One® & Viper Alphasyn	Hi-Per, Conti Chem Superior FEP & Teflon	316 SS	Aluminum	Brass	Gasket
Butyl Bromide	100	B	X	X	X	B	X	X	X	B	B	A	I	I	I	T
Butyl Butyrate	100	B	X	X	X	X	X	X	I	B	I	A	I	I	I	T V
Butyl Carbitol	100	A	A	A	X	I	X	A	B	A	A	A	I	I	I	T
Butyl Cellosolve	100	A	A	A	X	X	X	A	A	X	A	A	A	A	X	T
Butyl Chloride	100	B	X	X	X	A	X	X	I	B	I	A	B	I	I	T V
Butyl Ether	100	A	X	B	X	X	B	A	X	A	A	A	A	I	I	T
Butyl Ethyl Acetaldehyde	100	A	B	X	X	X	X	I	I	A	B	A	I	I	I	T
Butyl Ethyl Ether	100	A	X	B	X	I	B	I	X	A	A	A	I	I	I	T
Butyl Phthalate	100	A	A	X	X	X	X	I	I	A	A	A	A	A	I	T
Butyl Stearate	100	A	X	X	X	I	A	B	X	A	B	A	A	A	A	TBS
Butylate	100	A	I	I	I	I	I	I	A	I	I	I	I	I	I	I
Butyraldehyde	100	A	B	X	X	X	X	B	X	A	B	A	X	A	X	T
Butyric Acid	100	A	X	B	X	I	X	A	B	A	A	A	A	B	I	T
Butyric Anhydride	100	A	X	B	X	I	X	I	I	A	I	A	I	I	I	T
C																
Cadmium Acetate	100	A	A	A	X	X	X	A	I	A	A	A	I	I	I	T
Calcium Acetate	100	A	A	A	X	X	X	A	A	A	A	A	A	I	I	TB
Calcium Aluminate	100	A	A	A	A	A	A	A	A	A	A	A	I	I	I	TVB
Calcium Bichromate	150	X	A	X	I	I	I	I	I	X	I	A	I	I	I	T
Calcium Bisulfate	150	A	A	A	A	A	A	A	A	A	A	A	A	X	X	TVBN
Calcium Bisulfite	150	A	A	A	A	A	A	A	A	I	A	A	A	X	X	TVBNS
Calcium Carbonate	150	A	A	A	A	A	A	A	A	A	A	A	A	I	X	TVBNS
Calcium Chloride	150	A	A	A	A	A	A	A	A	A	A	A	B	X	X	TVBNS
Calcium Hydroxide (Caustic Lime)	100	A	A	B	A	X	B	A	A	A	A	A	A	X	X	TNS
Calcium Hypochlorite	100	B	B	X	X	B	X	A	B	X	A	A	A	X	X	T V
Calcium Nitrate	150	A	A	A	A	A	A	A	A	A	A	A	B	X	X	TVBN
Calcium Silicate	150	A	A	A	A	A	A	A	A	A	A	A	I	A	I	TVBN
Calcium Sulfate	150	A	A	A	A	A	A	A	A	A	A	A	A	I	I	TVBS
Calcium Sulfhydrate	100	A	A	A	A	A	A	A	A	A	A	A	I	I	I	TVB
Calcium Sulfide	150	A	A	A	A	A	A	A	A	A	A	A	A	X	X	TVBN
Calcium Sulfite	150	A	A	A	X	A	A	A	A	A	A	A	B	B	X	TVBNS
Caprylic Acid	100	A	X	B	X	I	X	A	I	A	A	A	B	I	X	T
Carbitol	100	A	A	A	X	I	X	A	A	A	A	A	B	A	X	T
Carbitol Acetate	100	A	B	B	X	I	X	I	I	A	A	A	I	I	I	T
Carbolic Acid, Phenol	100	A	A	X	X	A	X	A	X	A	B	A	A	B	A	T V

*Fahrenheit to Celsius conversion key: 100°F (38°C), 125°F (52°C), 150°F (66°C), 275°F (135°C) and 500°F (260°C).
This chemical chart is offered as a guide only. There are many variables to be considered with each application. Ratings are for tube polymer only! For an explanation of ratings, see the initial page of these Chemical Charts in Appendix B. Contact customer service for chemicals or polymers not listed at 800-235-4632.

Chemical Charts

Rating Scale

A = May be used for Continuous Service
B = May be used for Intermittent Service
I = Insufficient data, contact customer service
X = Do not use

Gasket

T = Teflon®
N = Polychloroprene
V = Viton®
S = Silicone
B = Nitrile

		Continental Chemical Hose / Hose Tube Polymer											Insta-Lock Fitting/Metal			
	Temp. (°F)*	Fabchem UHMWPE	Gray Flexwing Butyl	Yellow Flexwing Hypalon	Tan Flexwing NR	Orange Flexwing Viton	Flexwing Petroleum Nitrile	Brown Flexwing & ExtremeFlex Brown CPE	Purple Flexwing & ExtremeFlex Purple EPDM	Blue Flexwing & Green XLPE	Chem One® & Viper Alphasyn	Hi-Per, Conti Chem Superior FEP & Teflon	316 SS	Aluminum	Brass	Gasket
Carbon Dioxide	100	A	A	A	A	A	A	A	A	A	A	A	A	B	I	TVBNS
Carbon Disulfide	---	**No Hose Recommended For This Application**														
Carbon Tetrachloride	100	B	X	X	X	A	X	X	X	A	B	A	A	I	I	T V
Carbonic Acid	100	A	A	A	A	A	A	A	A	A	A	A	A	B	B	TVBS
Casinghead Gasoline	100	B	X	X	X	A	A	B	X	B	B	A	I	I	I	TVB
Caster Oil (Castor Oil)	100	A	A	A	X	A	A	A	A	A	A	A	A	A	I	TVBS
Caustic Potash	150	A	A	B	A	X	B	A	B	A	A	A	A	X	X	T
Caustic Soda	150	A	A	B	A	X	B	A	A	A	A	A	A	X	X	TNS
Cellosize	100	A	A	X	X	I	X	I	I	A	A	A	I	I	I	T
Cellosolve	100	A	A	A	X	X	X	I	A	A	A	A	A	A	X	T
Cellosolve Acetate	100	A	B	B	X	X	X	X	B	A	A	A	A	I	X	T
Chloracetic Acid	100	A	X	X	B	X	X	A	X	A	A	A	A	X	X	T
Chlorinated Solvents	100	B	X	X	X	A	X	B	X	A	I	A	B	X	A	T V
Chlorine (Dry) (Gas)	---	**No Hose Recommended For This Application**														
Chlorine (Wet)	100	X	X	X	X	B	X	X	X	X	X	A	X	X	X	T V
Chloroacetone	100	A	I	X	X	X	X	X	X	A	I	A	A	X	X	T
Chlorobenzene	100	B	X	X	X	A	X	X	X	A	B	A	A	B	I	T V
Chlorobenzol	100	A	X	X	X	A	X	I	X	A	B	A	A	B	I	T V
Chlorobutane	100	X	X	X	X	A	X	X	I	X	I	A	I	I	I	T V
Chloroethylbenzene	100	A	X	X	X	A	X	I	X	A	I	A	I	I	I	T V
Chloroform	100	B	X	X	X	B	X	X	X	X	B	A	A	B	I	T V
Chloropentane	100	A	X	X	X	A	X	X	X	A	I	A	A	X	I	T V
Chlorophenol	100	A	X	X	X	B	X	X	X	X	B	A	I	I	I	T V
Chloropropanone	100	A	I	X	X	X	X	X	X	A	I	A	I	I	I	T
Chlorosulfonic Acid	100	X	X	X	X	X	X	I	X	X	X	A	B	X	X	T
Chlorothene	100	X	X	X	X	A	X	I	X	A	I	A	A	I	I	T V
Chlorotoluene	100	X	X	X	X	A	X	X	X	X	I	A	A	I	I	T V
Chlorpyrifos	100	I	I	I	I	I	I	I	X	I	I	I	I	I	I	I
Chromic Acid 25%	100	B	X	B	X	I	X	A	X	X	B	A	B	X	X	T V
Coal Oil	100	A	X	X	X	A	A	A	X	A	A	A	A	X	A	TVB
Coal Tar	100	A	X	X	X	A	X	B	X	A	A	A	A	I	I	TVS
Coal Tar Naptha	100	A	X	X	X	A	X	B	X	A	A	A	A	A	I	T V
Copper Chloride	100	A	A	A	X	A	A	A	A	A	A	A	X	X	X	TVBNS
Copper Hydrate	100	A	A	B	X	X	B	I	I	A	A	A	I	I	I	T B
Copper Hydroxide	100	A	A	B	X	X	B	I	I	A	A	A	I	I	I	T B
Copper Nitrate	100	A	A	A	X	A	A	A	A	A	A	A	A	X	X	TVBNS

*Fahrenheit to Celsius conversion key: 100°F (38°C), 125°F (52°C), 150°F (66°C), 275°F (135°C) and 500°F (260°C).
This chemical chart is offered as a guide only. There are many variables to be considered with each application. Ratings are for tube polymer only! For an explanation of ratings, see the initial page of these Chemical Charts in Appendix B. Contact customer service for chemicals or polymers not listed at 800-235-4632.

Chemical Charts

Rating Scale

A = May be used for Continuous Service
B = May be used for Intermittent Service
I = Insufficient data, contact customer service
X = Do not use

Gasket

T = Teflon®
N = Polychloroprene
V = Viton®
S = Silicone
B = Nitrile

		Continental Chemical Hose / Hose Tube Polymer												Insta-Lock Fitting/Metal			
	Temp. (°F)*	Fabchem UHMWPE	Gray Flexwing Butyl	Yellow Flexwing Hypalon	Tan Flexwing NR	Orange Flexwing Viton	Flexwing Petroleum Nitrile	Brown Flexwing & ExtremeFlex Brown CPE	Purple Flexwing & ExtremeFlex Purple EPDM	Blue Flexwing & Green XLPE	Chem One® & Viper Alphasyn	Hi-Per, Conti Chem Superior FEP & Teflon	316 SS	Aluminum	Brass	Gasket
Copper Nitrite	100	A	A	A	X	A	A	A	A	A	A	A	I	I	I	TVB
Copper Sulfate	100	A	A	A	X	A	A	A	A	A	A	A	A	X	X	TVBNS
Copper Sulfide	100	A	A	A	X	A	A	A	A	A	A	A	I	I	I	TVB
Creosols	100	A	A	X	X	A	X	A	X	A	B	A	A	I	X	T V
Creosote	100	A	X	X	X	A	B	I	X	A	B	A	A	I	I	T V
Cresylic Acid	100	A	A	X	X	I	X	X	X	A	I	A	A	B	X	T V
Crotonaldehyde	100	A	A	X	X	X	X	A	I	A	A	A	I	I	I	T
Crude Oil	100	A	X	X	X	A	A	B	X	A	B	A	A	A	I	TVB
Cumene	100	A	X	X	X	A	X	X	X	A	B	A	I	I	I	T V
Cupric Carbonate	100	A	A	A	X	A	A	A	A	A	A	A	I	I	I	TVBN
Cupric Chloride	100	A	A	A	X	A	A	A	A	A	A	A	B	X	I	TVBNS
Cupric Nitrate	100	A	A	A	X	A	A	A	A	A	A	A	B	I	I	TVBN
Cupric Nitrite	100	A	A	A	X	A	A	A	A	A	A	A	I	I	I	TVB
Cupric Sulfate	100	A	A	A	X	A	A	A	A	A	A	A	I	I	I	TVBNS
Cyclohexane	100	A	X	X	X	A	B	A	X	A	B	A	A	B	X	T V
Cyclohexanol	100	A	X	X	X	B	B	A	X	A	B	A	A	X	X	TVB
Cyclohexanone	100	A	X	X	X	X	X	X	X	A	B	A	A	I	I	T
Cyclopentane	100	A	X	X	X	A	B	B	X	A	B	A	I	I	I	TVN
Cyclopentane, methyl-	100	A	X	X	X	A	B	I	X	A	B	A	I	I	I	T V
Cyclopentanol	100	A	X	X	X	B	B	A	X	A	A	A	I	I	I	TVB
Cyclopentanone	100	A	X	X	X	X	X	X	X	A	B	A	I	I	I	T
D																
D.D.T. in Kerosene	100	A	X	X	X	A	A	A	X	A	B	A	I	I	A	TVB
D.M.P.	100	X	X	X	X	X	X	X	X	X	A	A	A	I	I	T V
Decalin	100	X	X	X	X	A	X	X	X	A	X	A	I	I	I	T V
Decanol	100	A	A	A	X	B	A	A	A	A	A	A	I	I	I	T B
Decyl Alcohol	100	A	A	A	X	B	A	A	A	A	A	A	I	I	I	T B
Decyl Aldehyde	100	A	X	X	X	X	X	I	I	A	B	A	I	I	I	T
Decyl Butyl Phthalate	100	A	A	X	X	X	X	I	I	A	I	A	I	I	I	T
Denatured Alcohol	100	A	A	A	A	B	A	A	A	A	A	A	A	B	A	T B
Diacetone Alcohol	100	A	A	B	B	X	X	A	X	A	A	A	A	I	I	T
Diamyl Phenol	100	A	X	X	X	A	X	A	X	A	I	A	I	I	I	T V
Diamylamine	100	A	A	X	B	I	B	A	I	A	B	A	I	I	I	T B
Diamylene	100	A	X	X	X	A	X	B	X	A	B	A	I	I	I	T V
Dibenzyl Ether	100	A	B	X	X	I	X	X	X	A	B	A	A	A	X	T
Dibromobenzene	100	B	X	X	X	A	X	I	X	A	I	A	I	I	I	T V

*Fahrenheit to Celsius conversion key: 100°F (38°C), 125°F (52°C), 150°F (66°C), 275°F (135°C) and 500°F (260°C).
This chemical chart is offered as a guide only. There are many variables to be considered with each application. Ratings are for tube polymer only! For an explanation of ratings, see the initial page of these Chemical Charts in Appendix B. Contact customer service for chemicals or polymers not listed at 800-235-4632.

Chemical Charts

Rating Scale

A = May be used for Continuous Service
B = May be used for Intermittent Service
I = Insufficient data, contact customer service
X = Do not use

Gasket

T = Teflon®
N = Polychloroprene
V = Viton®
S = Silicone
B = Nitrile

		Continental Chemical Hose / Hose Tube Polymer											Insta-Lock Fitting/Metal			
	Temp. (°F)*	Fabchem UHMWPE	Gray Flexwing Butyl	Yellow Flexwing Hypalon	Tan Flexwing NR	Orange Flexwing Viton	Flexwing Petroleum Nitrile	Brown Flexwing & ExtremeFlex Brown CPE	Purple Flexwing & ExtremeFlex Purple EPDM	Blue Flexwing & Green XLPE	Chem One® & Viper Alphasyn	Hi-Per, Conti Chem Superior FEP & Teflon	316 SS	Aluminum	Brass	Gasket
Dibutyl Amine	100	A	X	X	B	X	B	A	X	A	A	A	I	I	I	T
Dibutyl Ether	100	A	X	B	X	X	X	A	X	A	A	A	A	A	X	T
Dibutyl Phthalate	100	A	A	X	X	X	X	X	A	A	A	A	A	A	I	T V
Dibutyl Sebacate	100	A	A	X	X	X	X	B	X	A	I	A	I	I	I	TVS
Dicalcium Phosphate	100	A	A	A	A	A	A	A	A	A	A	A	I	I	I	TVB
Dicamba	100	A	I	I	I	I	I	I	A	A	I	A	I	I	I	T
Dichloroacetic Acid	100	A	X	X	B	X	X	B	I	A	I	A	I	I	I	T
Dichlorobenzene	100	B	X	X	X	A	X	X	X	A	B	A	A	B	I	T V
Dichlorobutane	100	A	X	X	X	A	X	X	X	A	I	A	I	I	I	T V
Dichlorodifluoromethane	100	I	X	X	X	B	B	I	X	I	X	A	I	I	I	TVB
Dichloroethane	100	A	X	X	X	A	X	X	X	A	A	A	I	A	I	T V
Dichloroethyl Ether	100	A	X	X	X	I	X	B	X	A	B	A	I	I	I	T
Dichloroethylene	100	X	X	X	X	A	X	I	I	X	X	A	I	A	X	T V
Dichlorohexane	100	A	X	X	X	A	X	X	X	A	A	A	I	I	I	T V
Dichloropentane	100	A	X	X	X	A	X	X	X	A	B	A	I	I	I	T V
Dichloropropane	100	A	X	X	X	A	X	X	X	B	I	A	A	X	I	T V
Diesel Oil	150	A	X	X	X	A	A	A	X	A	B	A	A	A	I	TVB
Diethanol Amine	100	A	A	X	B	I	B	A	I	A	A	A	A	I	I	T
Diethyl Benzene	100	A	X	X	X	A	X	X	X	A	B	A	I	I	I	T V
Diethyl Carbinol	100	A	A	A	A	B	A	I	I	A	A	A	I	I	I	TBN
Diethyl Ketone	100	A	B	X	X	X	X	X	X	A	B	A	I	I	I	T
Diethyl Oxalate	100	A	B	X	B	I	X	A	X	A	B	A	I	I	I	T
Diethyl Phthalate	100	A	A	X	X	X	X	B	X	A	B	A	I	I	I	T
Diethyl Sebacate	100	A	A	X	X	X	X	B	X	A	B	A	A	A	I	T
Diethyl Sulfate	100	A	B	X	X	X	X	A	I	A	A	A	X	I	I	TNS
Diethyl Triamine	100	A	A	X	B	I	B	A	I	A	A	A	I	I	I	T B
Diethylamine	100	A	A	X	B	I	B	B	B	A	B	A	A	I	X	T B
Diethylene Dioxide	100	A	B	X	X	X	X	B	A	A	A	A	X	X	X	T
Diethylene Glycol	100	A	A	A	A	A	A	X	A	A	A	A	A	B	A	TVBN
Diethylene Triamine	100	A	A	X	B	I	B	A	I	A	A	A	I	I	X	T
Dihydroxydiethyl Ether	100	A	A	A	A	A	A	A	A	A	A	A	I	I	I	TVBN
Dihydroxyethyl Amine	100	A	A	X	B	I	B	A	I	A	A	A	I	I	I	T B
Diisobutyl Ketone	100	A	B	X	X	X	X	I	B	A	B	A	I	I	I	T
Diisobutylene	100	A	X	X	X	A	A	X	X	A	B	A	A	I	I	TVB
Diisoctyl Adipate	100	A	A	X	X	X	X	I	I	A	I	A	I	I	I	T
Diisoctyl Phthalate	100	A	A	X	X	X	X	I	I	A	I	A	I	I	I	T

*Fahrenheit to Celsius conversion key: 100°F (38°C), 125°F (52°C), 150°F (66°C), 275°F (135°C) and 500°F (260°C).
This chemical chart is offered as a guide only. There are many variables to be considered with each application. Ratings are for tube polymer only! For an explanation of ratings, see the initial page of these Chemical Charts in Appendix B. Contact customer service for chemicals or polymers not listed at 800-235-4632.

Chemical Charts

Rating Scale

A = May be used for Continuous Service
B = May be used for Intermittent Service
I = Insufficient data, contact customer service
X = Do not use

Gasket

T = Teflon®
N = Polychloroprene
V = Viton®
S = Silicone
B = Nitrile

		Continental Chemical Hose / Hose Tube Polymer											Insta-Lock Fitting/Metal			
	Temp. (°F)*	Fabchem UHMWPE	Gray Flexwing Butyl	Yellow Flexwing Hypalon	Tan Flexwing NR	Orange Flexwing Viton	Flexwing Petroleum Nitrile	Brown Flexwing & ExtremeFlex Brown CPE	Purple Flexwing & ExtremeFlex Purple EPDM	Blue Flexwing & Green XLPE	Chem One® & Viper Alphasyn	Hi-Per, Conti Chem Superior FEP & Teflon	316 SS	Aluminum	Brass	Gasket
Diisocyanate	100	X	X	X	X	X	X	X	X	X	B	A	I	I	I	T
Diisodecyl Adipate	100	A	A	X	X	X	X	I	I	A	I	A	I	I	I	T
Diisodecyl Phthalate	100	A	A	X	X	X	X	I	I	A	I	A	I	I	I	T
Diisopropanol Amine	100	A	A	X	B	I	B	I	I	A	B	A	I	I	I	T B
Diisopropyl Amine	100	A	A	X	B	I	B	I	I	A	B	A	I	I	I	T B
Diisopropyl Ether	100	A	X	B	X	I	B	I	X	A	B	A	A	I	I	T B
Diisopropyl Ketone	100	A	B	X	X	X	X	I	B	A	B	A	A	A	I	T
Dilauryl Ether	100	A	I	B	X	I	B	I	I	A	B	A	I	I		T B
Dimethyl Amine	---	**No Hose Recommended For This Application**														
Dimethyl Benzene	100	A	X	X	X	A	X	X	X	A	B	A	A	I	I	T V
Dimethyl Ether	100	A	X	B	X	I	B	I	X	B	B	A	I	I	I	T B
Dimethyl Ketone	100	A	A	X	B	X	X	A	A	B	A	A	A	A	I	T
Dimethyl Phenol	100	A	X	X	X	A	X	I	X	A	A	A	I	I	I	T V
Dimethyl Phthalate	100	A	A	X	X	X	X	A	B	A	A	A	A	I	I	T V
Dimethyl Sulfate	100	A	B	X	X	X	X	A	I	A	A	A	I	I	I	T
Dimethyl Sulfide	---	**No Hose Recommended For This Application**														
Dimethyl Carbinol	100	A	A	A	A	B	A	A	A	A	A	A	A	I	I	TBNS
Dinitrobenzene	100	A	X	X	X	A	X	I	I	A	B	A	I	I	I	T V
Dioctyl Adipate	100	A	A	X	X	X	X	X	B	A	I	A	I	I	I	T
Dioctyl Amine	100	A	A	X	B	I	B	I	I	A	B	A	I	I	I	T
Dioctyl Phthalate	100	A	B	X	X	A	X	X	X	A	A	A	A	I	I	T V
Dioctyl Sebacate	100	A	A	X	X	X	X	X	B	A	I	A	I	I	I	T V
Dioxane	100	A	B	X	X	X	X	B	X	A	A	A	A	I	I	T
Dioxolane	100	A	X	X	X	I	X	B	X	A	B	A	I	I	I	T
Diphenyl Phthalate	100	A	A	X	X	X	X	I	I	A	A	A	I	I	I	T
Dipropyl Ketone	100	A	B	X	X	X	X	X	I	A	A	A	I	I	I	T
Dipropylamine	100	A	A	X	B	I	B	B	I	A	A	A	I	I	I	T
Dipropylene Glycol	100	A	A	A	A	A	A	A	I	A	A	A	I	I	I	TVB
Disodium Phosophate	100	A	A	A	A	I	A	A	I	A	A	A	A	I	B	T B
Divinyl Benzene	100	A	X	X	X	A	X	X	X	A	B	A	I	I	I	T V
Dodecyl Benzene	100	A	X	X	X	A	X	I	X	A	B	A	I	I	I	T V
Dodecyl Toluene	100	A	X	X	X	A	X	I	X	A	B	A	I	I	I	T V
Dow-Per	100	A	X	X	X	A	X	I	X	A	B	A	I	I	I	T V
Dowtherm A	100	A	I	X	X	A	X	X	X	A	A	A	I	A	I	T V
Dowtherm E	100	A	X	X	X	A	X	X	X	A	A	I	I	X	I	V
Dowtherm SR-1	100	A	A	A	A	A	A	I	I	A	A	A	I	I	I	TVB

*Fahrenheit to Celsius conversion key: 100°F (38°C), 125°F (52°C), 150°F (66°C), 275°F (135°C) and 500°F (260°C).
This chemical chart is offered as a guide only. There are many variables to be considered with each application. Ratings are for tube polymer only! For an explanation of ratings, see the initial page of these Chemical Charts in Appendix B. Contact customer service for chemicals or polymers not listed at 800-235-4632.

Chemical Charts

Rating Scale

A = May be used for Continuous Service
B = May be used for Intermittent Service
I = Insufficient data, contact customer service
X = Do not use

Gasket

T = Teflon®
N = Polychloroprene
V = Viton®
S = Silicone
B = Nitrile

		Continental Chemical Hose / Hose Tube Polymer											Insta-Lock Fitting/Metal			
	Temp. (°F)*	Fabchem UHMWPE	Gray Flexwing Butyl	Yellow Flexwing Hypalon	Tan Flexwing NR	Orange Flexwing Viton	Flexwing Petroleum Nitrile	Brown Flexwing & ExtremeFlex Brown CPE	Purple Flexwing & ExtremeFlex Purple EPDM	Blue Flexwing & Green XLPE	Chem One® & Viper Alphasyn	Hi-Per, Conti Chem Superior FEP & Teflon	316 SS	Aluminum	Brass	Gasket
E																
Endolene	100	I	I	I	I	I	I	I	I	I	I	I	I	I	I	I
Epichlorohydrin	---	**No Hose Recommended For This Application**														
Ethanol	100	A	A	A	A	B	A	A	A	A	A	A	A	B	A	TBN
Ethanol Amine	100	A	A	B	B	I	B	A	B	A	B	A	A	B	I	T B
Ethyl Acetate	100	A	B	X	X	X	X	B	A	A	A	A	A	A	A	T
Ethyl Acetoacetate	100	A	B	X	X	X	X	A	B	A	A	A	B	I	I	T
Ethyl Acrylate	100	A	X	X	X	X	X	B	X	B	B	A	A	A	A	T
Ethyl Alcohol	100	A	A	A	A	A	A	A	A	A	A	A	A	B	A	TVBNS
Ethyl Aldehyde	---	**No Hose Recommended For This Application**														
Ethyl Aluminum Dichloride	100	X	X	X	X	B	X	I	X	B	I	A	I	I	I	T V
Ethyl Benzene	100	A	X	X	X	A	X	X	X	A	B	A	A	A	X	T V
Ethyl Butanol	100	A	A	A	A	B	A	A	A	A	A	A	I	I	I	T B
Ethyl Butyl Acetate	100	A	A	B	X	X	X	I	I	A	B	A	I	I	I	T
Ethyl Butyl Alcohol	100	A	A	A	A	B	A	A	A	A	A	A	I	I	I	T B
Ethyl Butyl Amine	100	A	A	X	B	I	B	I	I	I	I	A	I	I	I	T B
Ethyl Butyl Ketone	100	A	B	X	X	X	X	X	I	A	A	A	I	I	I	T
Ethyl Butyraldehyde	100	A	B	X	X	X	X	X	I	A	B	A	I	I	I	T
Ethyl Chloride	---	**No Hose Recommended For This Application**														
Ethyl Dichloride	100	B	X	X	X	B	X	X	X	B	B	A	I	I	I	T V
Ethyl Ether	---	**No Hose Recommended For This Application**														
Ethyl Formate	100	A	B	X	X	X	X	A	B	A	A	A	A	I	I	T V
Ethyl Hexanol	100	A	A	A	A	B	A	A	A	A	A	A	I	I	I	TBN
Ethyl Hexoic Acid	100	A	X	B	X	I	X	I	I	A	A	A	I	I	I	T
Ethyl Hexyl Acetate	100	A	A	B	X	X	X	I	I	A	B	A	I	I	I	T
Ethyl Hexyl Alcohol	100	A	A	A	A	B	A	A	A	A	A	A	I	I	I	TBN
Ethyl Iodide	100	X	X	X	X	B	X	X	X	B	B	A	I	I	I	T V
Ethyl Isobutyl Ether	100	A	X	B	X	I	B	I	X	A	B	A	I	I	I	T
Ethyl Methyl Ketone	100	A	B	X	X	X	X	I	I	A	A	A	A	A	A	T
Ethyl Oxalate	100	A	A	X	A	I	X	A	X	A	B	A	I	I	I	T V
Ethyl Phthalate	100	A	A	X	X	X	X	B	I	A	I	A	I	I	I	T
Ethyl Propyl Ether	100	A	X	B	X	I	B	A	X	A	B	A	I	I	I	T B
Ethyl Propyl Ketone	100	A	B	X	X	X	X	I	I	A	A	A	I	I	I	T
Ethyl Silicate	100	A	A	I	X	I	A	A	I	A	A	A	A	I	I	TBN
Ethyl Sulfate	100	A	B	X	X	X	X	A	I	A	A	A	X	I	I	TBS
Ethylamine	---	**No Hose Recommended For This Application**														

*Fahrenheit to Celsius conversion key: 100°F (38°C), 125°F (52°C), 150°F (66°C), 275°F (135°C) and 500°F (260°C).
This chemical chart is offered as a guide only. There are many variables to be considered with each application. Ratings are for tube polymer only! For an explanation of ratings, see the initial page of these Chemical Charts in Appendix B. Contact customer service for chemicals or polymers not listed at 800-235-4632.

Chemical Charts

Rating Scale

A = May be used for Continuous Service
B = May be used for Intermittent Service
I = Insufficient data, contact customer service
X = Do not use

Gasket

T = Teflon®
N = Polychloroprene
V = Viton®
S = Silicone
B = Nitrile

		Continental Chemical Hose / Hose Tube Polymer											Insta-Lock Fitting/Metal			
	Temp. (°F)*	Fabchem UHMWPE	Gray Flexwing Butyl	Yellow Flexwing Hypalon	Tan Flexwing NR	Orange Flexwing Viton	Flexwing Petroleum Nitrile	Brown Flexwing & ExtremeFlex Brown CPE	Purple Flexwing & ExtremeFlex Purple EPDM	Blue Flexwing & Green XLPE	Chem One® & Viper Alphasyn	Hi-Per, Conti Chem Superior FEP & Teflon	316 SS	Aluminum	Brass	Gasket
Ethylene Bromide	100	X	X	X	X	B	X	I	X	B	B	A	A	X	I	T V
Ethylene Chloride	100	B	X	X	X	B	X	I	X	B	B	A	A	B	I	T V
Ethylene Diamine	100	A	A	X	B	I	B	I	B	A	I	A	A	I	I	T B
Ethylene Dibromide	100	X	X	X	X	B	X	I	X	B	B	A	A	X	I	T V
Ethylene Dichloride	100	B	X	X	X	B	X	X	X	B	A	A	A	B	I	T V
Ethylene Glycol	150	A	A	A	A	A	A	A	A	A	A	A	A	A	I	TVBNS
Ethylhexil Phosphorodieth	100	I	X	X	I	I	A	A	X	X	I	I	I	I	I	B
Ex-Tri	100	A	X	X	X	A	X	I	I	A	B	A	I	I	I	T V
F																
Ferric Bromide	150	A	A	A	A	A	A	A	A	A	A	A	I	I	I	TVB
Ferric Chloride	150	A	A	A	A	A	A	A	A	A	A	A	X	X	X	TVBNS
Ferric Sulfate	150	A	A	A	A	A	A	A	A	A	A	A	A	X	X	TVBN
Ferrous Acetate	100	A	A	A	X	X	X	I	I	A	A	A	I	I	I	T
Ferrous Chloride	150	A	A	A	A	B	A	A	A	A	A	A	I	X	X	T B
Ferrous Hydroxide	100	A	A	B	A	X	B	I	I	A	A	A	B	I	I	T N
Ferrous Sulfate	150	A	A	A	A	A	A	A	A	A	A	A	B	X	X	TVBN
Fluoboric Acid 65%	150	B	A	A	A	I	I	A	I	I	A	A	I	I	X	T N
Fluorine (wet)	100	X	X	X	X	X	X	X	X	X	X	B	X	X	X	T
Fluosilicic Acid 50%	150	B	A	A	A	I	I	A	I	I	A	A	A	X	X	T N
Formaldehyde 40%	100	A	A	A	B	B	A	A	A	A	A	A	A	B	I	T B
Formalin	100	A	A	A	B	A	A	A	A	A	A	A	A	B	I	TVB
Formic Acid	100	A	A	X	B	X	X	A	A	B	A	A	B	I	X	T V
Freon** 12	100	A	X	X	X	B	B	I	X	B	X	A	A	I	I	T N
Freon** 22	100	A	X	X	X	X	X	I	I	B	X	A	A	I	I	T N
Fuel A (ASTM)	100	B	X	X	X	A	A	I	X	B	B	A	A	A	A	TVB
Fuel B (ASTM)	100	B	X	X	X	A	A	I	X	B	B	A	I	I	I	TVB
Fuel Oil	100	A	X	X	X	A	A	X	X	B	B	A	A	A	I	TVB
Furfural	100	A	A	I	I	X	X	A	B	A	A	A	A	A	X	T
Furfuryl Alcohol	100	A	X	I	I	X	I	A	I	A	A	A	A	A	I	T
G																
Gallic Acid	100	A	B	I	A	I	I	A	B	I	B	A	B	I	I	T S
Gasoline	100	B	X	X	X	A	A	B	X	B	B	A	A	I	I	TVB
Glacial Acetic Acid	100	A	B	X	X	X	X	B	A	A	A	A	A	B	X	T
Gluconic Acid	100	A	X	B	X	I	X	A	I	A	A	A	X	X	A	T
Glycerin	100	A	A	A	A	A	A	A	A	B	A	A	A	A	A	TVBNS
Glyphosate	100	A	I	I	I	I	I	I	A	I	I	I	I	I	I	I

*Fahrenheit to Celsius conversion key: 100°F (38°C), 125°F (52°C), 150°F (66°C), 275°F (135°C) and 500°F (260°C).
**Freon® is a registered trademark of E.I. du Pont de Nemours and Company.
This chemical chart is offered as a guide only. There are many variables to be considered with each application. Ratings are for tube polymer only! For an explanation of ratings, see the initial page of these Chemical Charts in Appendix B. Contact customer service for chemicals or polymers not listed at 800-235-4632.

Chemical Charts

Rating Scale

A = May be used for Continuous Service
B = May be used for Intermittent Service
I = Insufficient data, contact customer service
X = Do not use

Gasket

T = Teflon®
N = Polychloroprene
V = Viton®
S = Silicone
B = Nitrile

		Continental Chemical Hose / Hose Tube Polymer											Insta-Lock Fitting/Metal			
	Temp. (°F)*	Fabchem UHMWPE	Gray Flexwing Butyl	Yellow Flexwing Hypalon	Tan Flexwing NR	Orange Flexwing Viton	Flexwing Petroleum Nitrile	Brown Flexwing & ExtremeFlex Brown CPE	Purple Flexwing & ExtremeFlex Purple EPDM	Blue Flexwing & Green XLPE	Chem One® & Viper Alphasyn	Hi-Per, Conti Chem Superior FEP & Teflon	316 SS	Aluminum	Brass	Gasket
Graffinite	100	I	X	X	X	X	A	A	X	X	I	I	I	I	I	B
Grease	100	A	X	X	X	A	A	I	X	B	A	A	A	A	A	TVB
Green Sulfate Liquor	150	A	A	A	A	I	A	A	A	A	A	A	A	X	X	TBS
H																
Heptanal	100	A	X	X	X	X	X	X	I	A	I	A	I	I	I	T B
Heptane	100	A	X	X	X	A	A	A	X	B	B	A	A	A	I	TVB
Heptane Carboxylic Acid	100	A	X	B	X	A	X	A	I	A	A	A	I	I	I	T V
Hexaldehyde	100	A	X	X	X	X	X	I	X	A	B	A	A	A	I	T
Hexane	100	B	X	X	X	A	A	B	X	B	B	A	A	A	A	TVB
Hexanol	100	A	A	A	A	B	A	A	A	A	A	A	A	I	I	T B
Hexyl Methyl Ketone	100	A	B	X	X	X	X	I	I	A	A	A	I	I	I	T
Hexylamine	100	A	B	X	X	X	X	B	I	A	B	A	I	I	I	T
Hexylene	100	X	X	X	X	A	A	I	X	X	I	A	I	I	I	TVB
Hexylene Glycol	150	A	A	A	A	A	A	A	I	A	A	A	A	B	A	TVBN
Hexyl-Alcohol	100	A	A	A	A	B	A	A	X	A	A	A	A	I	I	T B
Hi-Tri	100	A	X	X	X	A	X	I	X	A	B	A	I	I	I	T V
Hydrobromic Acid 37%	150	B	A	A	A	I	X	A	A	I	A	A	X	X	X	T N
Hydrochloric Acid 38% concentrated fuming acid	125	A	B	X	I	I	X	X	I	A	I	A	X	X	X	T
Hydrochloric Acid 37%	125	A	B	A	B	X	X	A	B	A	A	A	X	X	X	T
Hydrofluoric Acid 10%	125	A	A	A	X	I	X	A	I	A	A	A	A	X	X	T N
Hydrofluosilicic Acid	150	B	B	A	A	I	I	A	A	I	A	A	A	X	X	T
Hydrogen Dioxide 10%	100	B	X	X	X	A	X	I	I	I	I	A	A	B	X	T V
Hydrogen Dioxide over 10%	100	B	X	X	X	I	X	I	X	I	I	A	I	I	X	T
Hydrogen Gas	---	**No Hose Recommended For This Application**														
Hydrogen Peroxide 10% to 50%	100	B	X	X	X	A	X	A	I	I	I	A	I	B	I	TVS
Hydrogen Peroxide over 50%	100	X	X	X	X	X	X	X	X	X	I	A	A	I	X	T
I																
Iodine	100	A	I	A	I	I	I	A	I	B	I	A	I	I	X	TVB
Iron Acetate	100	A	A	A	X	X	X	I	I	A	A	A	I	I	I	TNS
Iron Hydroxide	100	A	A	B	X	X	B	I	I	A	A	A	I	I	I	T N
Iron Salts	150	A	A	A	A	A	A	A	A	A	A	A	I	I	I	TVBN
Iron Sulfate	150	A	A	A	A	A	A	A	A	A	A	A	I	I	I	TVBN
Iron Sulfide	150	A	A	A	A	A	A	A	A	A	A	A	I	I	I	TVB
Isoamyl Acetate	100	A	A	B	X	X	X	I	X	A	B	A	I	I	I	T

*Fahrenheit to Celsius conversion key: 100°F (38°C), 125°F (52°C), 150°F (66°C), 275°F (135°C) and 500°F (260°C).
This chemical chart is offered as a guide only. There are many variables to be considered with each application. Ratings are for tube polymer only! For an explanation of ratings, see the initial page of these Chemical Charts in Appendix B. Contact customer service for chemicals or polymers not listed at 800-235-4632.

Chemical Charts

Rating Scale

A = May be used for Continuous Service
B = May be used for Intermittent Service
I = Insufficient data, contact customer service
X = Do not use

Gasket

T = Teflon®
N = Polychloroprene
V = Viton®
S = Silicone
B = Nitrile

		Continental Chemical Hose / Hose Tube Polymer											Insta-Lock Fitting/Metal			
	Temp. (°F)*	Fabchem UHMWPE	Gray Flexwing Butyl	Yellow Flexwing Hypalon	Tan Flexwing NR	Orange Flexwing Viton	Flexwing Petroleum Nitrile	Brown Flexwing & ExtremeFlex Brown CPE	Purple Flexwing & ExtremeFlex Purple EPDM	Blue Flexwing & Green XLPE	Chem One® & Viper Alphasyn	Hi-Per, Conti Chem Superior FEP & Teflon	316 SS	Aluminum	Brass	Gasket
Isoamyl Alcohol	100	A	A	A	A	B	A	A	A	A	A	A	A	I	A	TBN
Isoamyl Bromide	100	B	X	X	X	B	X	I	X	B	I	A	I	I	I	T V
Isoamyl Butyrate	100	B	X	X	X	X	X	I	I	B	B	A	I	I	I	T
Isoamyl Chloride	100	X	X	X	X	B	X	I	I	X	B	A	I	I	I	T V
Isoamyl Ether	100	A	X	B	X	I	B	I	X	A	I	A	I	I	I	T
Isoamyl Phthalate	100	A	A	X	X	X	X	I	I	A	I	A	I	I	I	T
Isobutane	---	**No Hose Recommended For This Application**														
Isobutanol	100	A	A	A	A	B	A	A	A	A	A	A	A	I	I	TBNS
Isobutyl Acetate	100	A	A	B	X	X	X	B	X	A	B	A	A	B	I	T
Isobutyl Alcohol	100	A	A	A	A	B	X	A	A	A	A	A	A	I	I	TNS
Isobutyl Aldehyde	100	A	B	X	X	X	X	B	I	A	B	A	I	I	I	T
Isobutyl Amine	100	A	B	X	X	X	X	I	I	A	B	A	I	I	I	T
Isobutyl Bromide	100	B	X	X	X	B	X	I	X	X	I	A	I	I	I	T V
Isobutyl Carbinol	100	A	A	A	A	B	A	A	A	A	A	A	A	I	A	TBN
Isobutyl Chloride	100	B	X	X	X	B	X	I	X	X	I	A	I	I	I	T V
Isobutyl Ether	100	A	X	B	X	I	X	I	X	A	I	A	I	I	I	T B
Isobutylene	100	A	X	X	X	A	X	I	X	A	B	A	I	I	I	T V
Isooctane	100	B	X	X	X	A	A	I	X	B	B	A	A	A	A	TVBS
Isopentane	---	**No Hose Recommended For This Application**														
Isophorone	100	B	A	I	I	I	X	I	A	B	B	A	B	A	I	T
Isopropanol	100	A	A	A	A	B	A	A	A	A	A	A	A	I	I	TVBS
Isopropanol Amine	100	A	A	X	B	X	B	I	I	A	B	A	I	I	I	T B
Isopropyl Acetate	100	A	A	X	X	X	X	B	X	A	A	A	A	I	I	T
Isopropyl Alcohol	100	A	A	A	A	B	A	A	A	A	A	A	A	I	I	TBNS
Isopropyl Amine	100	A	B	X	X	X	X	I	I	A	B	A	I	I	I	T
Isopropyl Benzene	100	A	X	X	X	A	X	X	X	A	B	A	I	I	I	T V
Isopropyl Chloride	---	**No Hose Recommended For This Application**														
Isopropyl Ether	100	A	X	B	X	I	X	I	X	A	B	A	A	I	I	T B
Isopropyl Toluene	100	A	X	X	X	A	X	I	X	A	I	A	I	I	I	T V
J																
Jet Fuels	---	**Special Hose Required**											A	A	A	TVB
K																
Kerosene	100	A	X	X	X	A	A	A	X	A	A	A	A	A	I	TVB
L																
Lauryl Alcohol	100	A	A	A	A	B	A	A	A	A	A	A	I	I	I	T B
Lead Acetate	100	A	A	X	X	X	X	A	B	A	A	A	A	X	X	T
Lead Sulfate	150	A	A	A	A	A	A	A	A	A	A	A	A	X	X	TVBN

*Fahrenheit to Celsius conversion key: 100°F (38°C), 125°F (52°C), 150°F (66°C), 275°F (135°C) and 500°F (260°C).
This chemical chart is offered as a guide only. There are many variables to be considered with each application. Ratings are for tube polymer only! For an explanation of ratings, see the initial page of these Chemical Charts in Appendix B. Contact customer service for chemicals or polymers not listed at 800-235-4632.

Chemical Charts

Rating Scale

A = May be used for Continuous Service
B = May be used for Intermittent Service
I = Insufficient data, contact customer service
X = Do not use

Gasket

T = Teflon®
N = Polychloroprene
V = Viton®
S = Silicone
B = Nitrile

		Continental Chemical Hose / Hose Tube Polymer											Insta-Lock Fitting/Metal			
	Temp. (°F)*	Fabchem UHMWPE	Gray Flexwing Butyl	Yellow Flexwing Hypalon	Tan Flexwing NR	Orange Flexwing Viton	Flexwing Petroleum Nitrile	Brown Flexwing & ExtremeFlex Brown CPE	Purple Flexwing & ExtremeFlex Purple EPDM	Blue Flexwing & Green XLPE	Chem One® & Viper Alphasyn	Hi-Per, Conti Chem Superior FEP & Teflon	316 SS	Aluminum	Brass	Gasket
Ligroin	100	A	X	X	X	A	A	I	X	A	B	A	A	A	I	T V B
Linseed Oil	100	A	A	B	X	A	A	A	B	I	A	A	A	I	A	vTVBNS
Liquefied Natural Gas (LNG)	---	**No Hose Recommended For This Application**														
Liquefied Petroleum Gas (LPG)	---	**No Hose Recommended For This Application**														
Lubricating Oils	100	A	X	X	X	A	A	I	X	A	I	A	A	A	A	T V B
M																
MIBK	100	A	X	X	X	X	X	X	X	A	B	A	X	X	X	T
MEK	100	A	X	X	X	X	X	X	X	A	B	A	X	X	X	T
Magnesium Acetate	100	A	A	A	X	X	X	A	I	A	A	A	I	I	I	T
Magnesium Chloride	150	A	A	A	A	A	A	A	A	A	A	A	A	X	I	TVBS
Magnesium Hydrate	150	A	A	B	A	B	B	I	I	A	A	A	A	X	I	T N
Magnesium Hydroxide	150	A	A	B	A	B	B	A	A	A	A	A	A	X	I	TVBN
Magnesium Sulfate	150	A	A	A	A	A	A	A	B	A	A	A	A	I	I	TVBNS
Maleic Acid	100	A	X	X	X	I	X	I	I	B	I	A	A	B	X	T V
Malic Acid	150	B	I	A	A	I	I	I	I	I	I	A	A	B	X	TVBNS
Manganese Sulfate	150	A	A	A	X	A	A	A	A	A	A	A	A	I	I	TVBN
Manganese Sulfide	150	A	A	A	X	A	A	A	A	A	A	A	I	I	I	TVB
Manganese Sulfite	150	A	A	A	X	A	A	A	A	A	A	A	I	I	I	TVB
Methanol	100	A	A	A	A	X	A	A	A	A	A	A	A	I	I	T B
Mesityl Oxide	100	A	B	X	X	X	X	B	X	A	B	A	A	I	I	T
Methallyl Alcohol	100	A	A	A	A	B	A	A	A	A	A	A	I	I	I	T B
Methyl (Wood) Alcohol	100	A	A	A	A	X	A	A	A	A	A	A	A	I	I	TBNS
Methyl Acetate	100	A	A	B	X	X	X	A	A	A	A	A	A	I	I	T
Methyl Acetoacetate	100	A	B	X	X	X	X	A	I	A	A	A	I	I	I	T
Methyl Acetone	---	**No Hose Recommended For This Application**														
Methyl Amyl Acetate	100	B	A	B	X	X	X	I	X	A	B	A	I	I	I	T
Methyl Amyl Alcohol	100	A	A	A	A	B	A	A	A	A	A	A	I	I	I	TBN
Methyl Amyl Carbinol	100	A	A	A	A	B	A	A	A	A	A	A	I	I	I	T B
Methyl Amyl Ketone	100	A	B	X	X	X	X	X	I	A	B	A	I	I	I	T
Methyl Benzene	100	A	X	X	X	A	X	X	X	A	B	A	A	A	A	T V
Methyl Butanol	100	A	A	A	A	B	A	A	I	A	A	A	A	I	A	TBN
Methyl Butanone	100	A	B	X	X	X	X	B	B	A	B	A	I	I	I	T
Methyl Butyl Ketone	100	A	B	X	X	X	X	X	I	A	B	A	A	B	I	T
Methyl Carbitol	100	A	A	A	X	I	X	A	I	A	A	A	I	I	I	T
Methyl Cellosolve	100	A	A	A	X	I	X	A	A	A	A	A	A	B	A	T

*Fahrenheit to Celsius conversion key: 100°F (38°C), 125°F (52°C), 150°F (66°C), 275°F (135°C) and 500°F (260°C).
This chemical chart is offered as a guide only. There are many variables to be considered with each application. Ratings are for tube polymer only! For an explanation of ratings, see the initial page of these Chemical Charts in Appendix B. Contact customer service for chemicals or polymers not listed at 800-235-4632.

Chemical Charts

Rating Scale

A = May be used for Continuous Service
B = May be used for Intermittent Service
I = Insufficient data, contact customer service
X = Do not use

Gasket

T = Teflon®
N = Polychloroprene
V = Viton®
S = Silicone
B = Nitrile

		Continental Chemical Hose / Hose Tube Polymer											Insta-Lock Fitting/Metal			
	Temp. (°F)*	Fabchem UHMWPE	Gray Flexwing Butyl	Yellow Flexwing Hypalon	Tan Flexwing NR	Orange Flexwing Viton	Flexwing Petroleum Nitrile	Brown Flexwing & ExtremeFlex Brown CPE	Purple Flexwing & ExtremeFlex Purple EPDM	Blue Flexwing & Green XLPE	Chem One® & Viper Alphasyn	Hi-Per, Conti Chem Superior FEP & Teflon	316 SS	Aluminum	Brass	Gasket
Methyl Chloride	---	**No Hose Recommended For This Application**														
Methyl Cyclohexane	100	A	X	X	X	B	X	B	X	B	I	A	I	I	I	T V
Methyl Ethyl Ketone (MEK)	100	A	X	X	X	X	X	X	X	A	B	A	X	X	X	T
Methyl Hexanol	100	A	A	A	B	A	A	A	A	A	A	A	I	I	I	TVB
Methyl Hexanone	100	A	B	X	X	X	X	X	I	A	B	A	I	I	I	T
Methyl Hexyl Ketone	100	A	B	X	X	X	X	X	I	A	B	A	I	I	I	T
Methyl Isobutyl Carbinol	100	A	A	A	A	B	A	A	A	A	A	A	B	I	I	TBN
Methyl Isobutyl Ketone (MIBK)	100	A	X	X	X	X	X	X	X	A	B	A	X	X	X	T
Methyl Isopropyl Ketone	100	A	B	X	X	X	X	B	B	A	B	A	A	I	I	T
Methyl Normal Amyl Ketone	100	A	B	X	X	X	X	I	I	A	B	A	I	I	I	T
Methyl Propyl Carbinol	100	A	A	A	A	B	A	A	A	A	A	A	I	I	I	T B
Methyl Propyl Ether	100	A	X	B	X	I	X	I	X	A	B	A	I	I	I	T
Methyl Propyl Ketone	100	A	B	X	X	X	X	B	I	A	B	A	I	I	I	T
Methyl Tertiary Butyl Ether (MTBE) 100% Concentrate	100	X	X	X	X	X	X	X	X	A	B	I	I	I	I	I
Methylallyl Acetate	100	A	A	B	X	X	X	I	A	A	A	A	I	I	I	T
Methylallyl Chloride	100	A	X	X	X	X	X	X	I	B	I	A	I	I	I	T
Methyldiethanolamine	100	A	X	X	X	X	A	A	X	A	A	A	I	I	I	T B
Methylene Bromide	100	B	X	X	X	B	X	I	X	B	A	A	I	I	I	T V
Methylene Chloride	---	**No Hose Recommended For This Application**														
Metribuzin	100	A	I	I	I	I	I	I	A	I	I	A	I	I	I	T
Mineral Spirits	100	A	X	X	X	B	A	I	X	A	B	A	A	A	I	T B
Monochloroacetic Acid	100	A	X	X	B	I	X	A	X	A	A	A	A	X	X	T
Monochlorobenzene	100	B	X	X	X	A	X	X	X	B	B	A	A	B	B	T V
Monochlorodifluoromethane	100	I	X	X	X	X	X	I	I	I	I	A	A	I	I	T N
Monoethanol Amine	100	A	A	X	B	I	B	A	B	A	B	A	A	B	I	T N
Monoethyl Amine	---	**No Hose Recommended For This Application**														
Monoisopropanol Amine	100	A	A	X	B	I	B	I	I	A	B	A	I	I	I	TB
Methylpyrrolidone	100	A	X	X	X	X	X	X	X	A	I	A	I	I	I	T
Muriatic Acid	125	A	X	X	A	I	X	A	X	A	A	A	X	X	X	T
N																
Naphtha	100	A	X	X	X	A	A	A	X	A	A	A	A	A	I	TVBN
Naphathalene	100	A	X	X	X	A	X	I	X	A	I	A	A	B	I	T V
Natural Gas	---	**No Hose Recommended For This Application**														

*Fahrenheit to Celsius conversion key: 100°F (38°C), 125°F (52°C), 150°F (66°C), 275°F (135°C) and 500°F (260°C).
This chemical chart is offered as a guide only. There are many variables to be considered with each application. Ratings are for tube polymer only! For an explanation of ratings, see the initial page of these Chemical Charts in Appendix B. Contact customer service for chemicals or polymers not listed at 800-235-4632.

Chemical Charts

Rating Scale

A = May be used for Continuous Service
B = May be used for Intermittent Service
I = Insufficient data, contact customer service
X = Do not use

Gasket

T = Teflon®
N = Polychloroprene
V = Viton®
S = Silicone
B = Nitrile

		Continental Chemical Hose / Hose Tube Polymer											Insta-Lock Fitting/Metal			
	Temp. (°F)*	Fabchem UHMWPE	Gray Flexwing Butyl	Yellow Flexwing Hypalon	Tan Flexwing NR	Orange Flexwing Viton	Flexwing Petroleum Nitrile	Brown Flexwing & ExtremeFlex Brown CPE	Purple Flexwing & ExtremeFlex Purple EPDM	Blue Flexwing & Green XLPE	Chem One® & Viper Alphasyn	Hi-Per, Conti Chem Superior FEP & Teflon	316 SS	Aluminum	Brass	Gasket
Neohexane	100	A	X	X	X	A	A	B	X	A	B	A	A	A	I	TVB
Neu-Tri	100	A	X	X	X	A	X	I	X	A	B	A	I	I	I	T V
Nickel Chloride	150	A	A	A	A	A	A	A	A	A	A	A	B	X	X	TVBS
Nickel Nitrate	150	A	A	A	A	A	A	A	A	A	A	A	B	X	X	TVBN
Nickel Sulfate	150	A	A	A	A	A	A	A	A	A	A	A	A	X	X	TVBNS
Nitric Acid 25%	100	B	B	X	X	X	X	X	X	B	A	A	A	X	X	T V
Nitric Acid 37%	100	X	X	X	X	X	X	X	X	X	A	A	A	X	X	T V
Nitric Acid 40%-60%	100	X	X	X	X	X	X	X	X	X	B	A	A	X	X	T V
Nitric Acid 70%	100	X	X	X	X	X	X	X	X	X	B	A	B	X	X	T
Nitro Benzene	100	A	X	X	X	B	X	X	X	A	B	A	A	B	X	T
Nitrogen Gas	100	A	A	A	A	A	A	A	A	A	A	A	A	I	I	TVBNS
Nitrous Oxide	100	A	A	A	A	A	A	A	A	A	A	A	A	I	X	TVBNS
Nonenes	100	A	X	X	X	A	A	I	X	A	B	A	I	I	I	V B
O																
Octadecanoic Acid	100	A	B	X	X	I	A	A	B	A	A	A	A	B	A	T B
Octane	100	B	X	X	X	A	A	A	X	B	B	A	B	I	B	TVB
Octanol	100	A	A	A	A	B	A	A	X	A	A	A	A	I	I	TBN
Octyl Acetate	100	A	A	A	X	X	X	X	I	A	B	A	I	I	I	T
Octyl Alcohol	100	A	A	A	A	B	A	A	X	A	A	A	A	I	I	T B
Octyl Aldehyde	100	A	X	X	X	X	X	I	I	A	I	A	I	I	I	T
Octyl Amine	100	A	B	X	X	X	X	B	I	A	B	A	I	I	I	T
Octyl Carbinol	100	A	A	A	A	B	A	A	A	A	A	A	I	I	I	T B
Octylene Glycol	100	A	A	A	A	A	A	A	A	A	A	A	I	I	I	TVB
Oil Petroleum	100	B	X	X	X	A	A	A	X	A	B	A	A	A	X	TVB
Oleic Acid	100	A	B	X	X	I	B	A	X	A	B	A	A	B	X	T B
Oleum	100	X	X	X	X	X	X	X	X	X	X	A	I	X	X	T V
Organic Fatty Acids	100	A	X	X	X	X	A	A	X	A	B	A	A	I	I	T B
Orthodichlorobenzene	100	A	X	X	X	A	X	I	X	A	B	A	I	I	I	T V
Orthodichlorobenzol	100	A	X	X	X	A	X	I	X	A	I	A	I	I	I	T V
Orthoxylene	100	B	X	X	X	A	X	I	X	A	B	A	I	I	I	T V
Oxalic Acid	100	A	A	X	X	I	X	A	B	I	B	A	A	B	X	T S
Oxygen	---	**No Hose Recommended For This Application.** Refer to Variflex Air and Multipurpose hose for under 300 PSI. Please contact engineering for further questions.														
Ozone	100	A	B	B	X	I	X	A	A	I	B	A	I	I	I	T S
P																
Palmitic Acid	100	A	A	B	X	I	A	A	B	B	B	A	A	I	X	TBS
Papermakers Alum	150	A	A	A	A	A	A	A	A	A	A	A	I	I	I	TVBN
Paradichlorobenzol	100	B	X	X	X	A	X	I	X	A	I	A	I	I	I	T V

*Fahrenheit to Celsius conversion key: 100°F (38°C), 125°F (52°C), 150°F (66°C), 275°F (135°C) and 500°F (260°C).
This chemical chart is offered as a guide only. There are many variables to be considered with each application. Ratings are for tube polymer only! For an explanation of ratings, see the initial page of these Chemical Charts in Appendix B. Contact customer service for chemicals or polymers not listed at 800-235-4632.

Chemical Charts

Rating Scale

A = May be used for Continuous Service
B = May be used for Intermittent Service
I = Insufficient data, contact customer service
X = Do not use

Gasket

T = Teflon®
N = Polychloroprene
V = Viton®
S = Silicone
B = Nitrile

		Continental Chemical Hose / Hose Tube Polymer											Insta-Lock Fitting/Metal			
	Temp. (°F)*	Fabchem UHMWPE	Gray Flexwing Butyl	Yellow Flexwing Hypalon	Tan Flexwing NR	Orange Flexwing Viton	Flexwing Petroleum Nitrile	Brown Flexwing & ExtremeFlex Brown CPE	Purple Flexwing & ExtremeFlex Purple EPDM	Blue Flexwing & Green XLPE	Chem One® & Viper Alphasyn	Hi-Per, Conti Chem Superior FEP & Teflon	316 SS	Aluminum	Brass	Gasket
Paraffin	150	A	B	X	X	A	A	A	X	X	I	A	A	A	A	TVB
Paraldehyde	100	A	B	X	X	X	X	I	B	A	B	A	A	A	I	T
Paraxylene	100	A	X	X	X	A	X	I	X	A	B	A	I	I	I	T V
Pelargonic Acid	100	A	A	X	X	I	A	I	I	A	I	A	I	I	I	T B
Pentachloroethane	100	A	X	X	X	A	X	I	X	A	I	A	A	B	X	T V
Pentane	---	**No Hose Recommended For This Application**														
Pentanol	100	A	A	A	A	B	A	A	A	A	A	A	I	I	I	TBN
Pentanone	100	A	B	X	X	X	X	B	I	A	B	A	I	I	I	T
Perchloroethylene	100	B	X	X	X	A	X	X	X	A	B	A	A	B	X	T V
Petroleum Ether (Ligroin)	100	A	X	X	X	A	A	A	X	A	B	A	A	A	I	TVB
Petroleum - Crude	100	A	X	X	X	A	A	A	X	A	B	A	A	A	X	TVB
Petroleum Oils	100	A	X	X	X	A	A	A	X	A	B	A	A	A	X	TVB
Phenol	125	A	A	X	X	A	X	A	X	A	B	A	A	B	B	T V
Phenolsulfonic Acid	100	X	X	X	X	X	X	A	I	B	B	A	B	I	I	T
Phenyl Chloride	100	A	X	X	X	A	X	X	X	A	B	A	A	B	I	T V
Phosphoric Acid 10%	150	A	A	A	A	X	A	A	A	A	A	A	A	X	X	TVBN
Phosphoric Acid 10-85%	100	A	A	A	B	X	X	A	A	A	A	A	A	X	I	TVN
Pine Oil	100	A	X	X	X	A	X	B	X	A	B	A	A	I	X	T V
Pinene	100	A	X	X	X	A	B	B	X	A	B	A	B	I	I	T V
Polyethylene Glycol	150	A	A	A	A	A	A	A	A	A	A	A	I	I	I	TVBN
Polypropylene Glycol	150	A	A	A	A	A	A	A	A	A	A	A	I	I	I	TVB
Potassium Acetate	100	A	A	B	X	X	X	A	B	A	A	A	A	X	X	T B
Potassium Bisulfate	150	A	A	A	A	A	A	A	A	A	A	A	A	I	X	TVBN
Potassium Bisulfite	150	A	A	A	A	A	A	A	A	A	A	A	I	I	I	TVBN
Potassium Carbonate	150	A	A	A	A	A	A	A	A	A	A	A	A	X	X	TVBNS
Potassium Chloride	150	A	A	A	A	A	A	A	A	A	A	A	A	X	X	TVBNS
Potassium Chromate	150	B	A	X	I	I	I	A	I	B	B	A	B	I	I	TVBN
Potassium Dichromate	150	B	A	X	I	I	I	A	I	B	B	A	A	B	X	TVBNS
Potassium Hydrate	150	A	A	B	A	X	B	A	B	A	A	A	A	X	I	T S
Potassium Hydroxide	150	B	A	B	A	X	B	A	B	A	A	A	A	X	X	T N
Potassium Nitrate	150	A	A	A	A	A	A	A	A	A	A	A	A	B	A	TVBNS
Potassium Permanganate	100	A	A	A	A	A	B	I	I	A	A	A	A	I	I	TVS
Potassium Silicate	150	A	A	A	A	A	A	A	A	A	A	A	A	I	I	TVBNS
Potassium Sulfate	150	A	A	A	A	A	A	A	A	A	A	A	A	B	A	TVBNS
Potassium Sulfide	150	A	A	A	A	A	A	A	A	A	A	A	A	X	X	TVBNS

*Fahrenheit to Celsius conversion key: 100°F (38°C), 125°F (52°C), 150°F (66°C), 275°F (135°C) and 500°F (260°C).
This chemical chart is offered as a guide only. There are many variables to be considered with each application. Ratings are for tube polymer only! For an explanation of ratings, see the initial page of these Chemical Charts in Appendix B. Contact customer service for chemicals or polymers not listed at 800-235-4632.

Chemical Charts

Rating Scale

A = May be used for Continuous Service
B = May be used for Intermittent Service
I = Insufficient data, contact customer service
X = Do not use

Gasket

T = Teflon®
N = Polychloroprene
V = Viton®
S = Silicone
B = Nitrile

		Continental Chemical Hose / Hose Tube Polymer											Insta-Lock Fitting/Metal			
	Temp. (°F)*	Fabchem UHMWPE	Gray Flexwing Butyl	Yellow Flexwing Hypalon	Tan Flexwing NR	Orange Flexwing Viton	Flexwing Petroleum Nitrile	Brown Flexwing & ExtremeFlex Brown CPE	Purple Flexwing & ExtremeFlex Purple EPDM	Blue Flexwing & Green XLPE	Chem One® & Viper Alphasyn	Hi-Per, Conti Chem Superior FEP & Teflon	316 SS	Aluminum	Brass	Gasket
Potassium Sulfite	150	A	A	A	A	A	A	A	A	A	A	A	A	I	X	TVBNS
Propanediol	100	A	A	A	A	A	A	A	A	A	A	A	I	I	I	TVBS
Propane Gas	---	X	X	X	X	X	X	X	X	X	X	X	X	X	X	
Propanol	100	A	A	A	A	B	A	A	A	A	A	A	A	I	I	TVB
Propyl Acetate	100	A	A	B	X	X	X	B	X	A	B	A	A	I	I	T
Propyl Alcohol	100	A	A	A	A	B	A	A	A	A	A	A	A	I	I	T B
Propyl Aldehyde	100	A	B	X	X	X	X	X	I	A	B	A	I	I	I	T
Propyl Chloride	---	**No Hose Recommended For This Application**														
Propylene Diamine	100	A	A	X	B	I	B	A	I	A	I	A	I	I	I	T B
Propylene Dichloride	100	B	X	X	X	B	X	X	X	B	I	A	A	X	I	T V
Propylene Glycol	100	A	A	A	A	A	A	A	A	A	A	A	A	I	I	TVBS
Propylene Tetramer	100	A	X	X	X	X	A	A	X	A	B	I	I	I	I	B
S																
Sea Water	100	A	A	A	A	A	A	A	A	A	A	A	A	I	X	TVBNS
Sewage	100	A	X	A	X	I	A	A	A	A	A	A	A	X	I	TBNS
Silicate of Soda	100	A	A	A	A	A	A	A	A	A	A	A	A	X	X	TVBNS
Soap	100	A	X	X	X	X	A	A	X	X	I	A	A	X	X	TBNS
Soda Ash	100	A	A	A	A	A	A	A	A	A	A	A	A	X	I	TVBNS
Soda, Caustic	100	A	A	B	A	X	B	A	A	A	A	A	A	X	X	TNS
Soda, Lime	100	A	A	B	A	X	B	A	A	A	A	A	I	I	I	TVB
Soda, Niter	100	A	A	A	A	A	A	A	B	A	A	A	A	B	I	TVB
Sodium Acetate	100	A	A	A	X	X	X	A	B	B	B	A	A	I	A	TNS
Sodium Aluminate	100	A	A	A	A	A	A	A	A	A	A	A	A	I	I	TVBN
Sodium Bisulfate	150	A	A	A	A	A	A	A	A	A	A	A	A	X	X	TVBNS
Sodium Bisulfite	150	A	A	A	A	A	A	A	A	A	A	A	A	X	X	TVBNS
Sodium Carbonate	150	A	A	A	A	A	A	A	A	A	A	A	A	X	I	TVBNS
Sodium Chloride (Brine)	150	A	A	A	A	A	A	A	A	A	A	A	A	X	I	TVBNS
Sodium Chromate	150	X	A	X	I	I	I	A	I	X	I	A	A	A	A	TVBN
Sodium Dichromate	150	A	A	X	I	I	I	A	A	A	A	A	A	I	X	T
Sodium Hydrate	150	A	A	B	A	X	B	A	A	A	A	A	B	X	X	T N
Sodium Hydrosulfide	100	A	X	X	X	X	A	A	X	A	I	A	I	B	I	T B
Sodium Hydroxide (50%)	150	A	A	B	A	X	B	A	A	A	A	A	A	X	X	TBN
Sodium Hypochlorite	100	B	B	X	X	B	X	A	A	X	B	A	X	X	X	TVS
Sodium Nitrate	150	A	A	A	A	A	A	A	B	A	A	A	A	B	I	TVBNS
Sodium Silicate	150	A	A	A	A	A	A	A	A	A	A	A	A	X	X	TVBNS
Sodium Sulfate	150	A	A	A	A	A	A	A	A	A	A	A	A	B	X	TVBNS

*Fahrenheit to Celsius conversion key: 100°F (38°C), 125°F (52°C), 150°F (66°C), 275°F (135°C) and 500°F (260°C).
This chemical chart is offered as a guide only. There are many variables to be considered with each application. Ratings are for tube polymer only! For an explanation of ratings, see the initial page of these Chemical Charts in Appendix B. Contact customer service for chemicals or polymers not listed at 800-235-4632.

Chemical Charts

Rating Scale

A = May be used for Continuous Service
B = May be used for Intermittent Service
I = Insufficient data, contact customer service
X = Do not use

Gasket

T = Teflon®
N = Polychloroprene
V = Viton®
S = Silicone
B = Nitrile

		Continental Chemical Hose / Hose Tube Polymer											Insta-Lock Fitting/Metal			
	Temp. (°F)*	Fabchem UHMWPE	Gray Flexwing Butyl	Yellow Flexwing Hypalon	Tan Flexwing NR	Orange Flexwing Viton	Flexwing Petroleum Nitrile	Brown Flexwing & ExtremeFlex Brown CPE	Purple Flexwing & ExtremeFlex Purple EPDM	Blue Flexwing & Green XLPE	Chem One® & Viper Alphasyn	Hi-Per, Conti Chem Superior FEP & Teflon	316 SS	Aluminum	Brass	Gasket
Sodium Sulfide	150	A	A	A	A	A	A	A	A	A	A	A	A	X	X	TVBN
Sodium Sulfite	150	A	A	A	A	A	A	A	B	A	A	A	A	I	I	TVBNS
Sodium Sulphydrate	100	A	X	X	X	X	A	A	X	A	B	A	I	I	I	T B
Sodium Thiosulfate	150	A	A	A	A	A	A	A	A	A	A	A	A	I	X	TVBNS
Stannic Chloride	150	A	A	A	A	I	A	A	A	A	A	A	X	X	X	T B
Stannic Sulfide	150	A	A	A	A	I	A	A	A	A	A	A	I	I	I	TBN
Stannous Chloride	150	A	A	A	A	I	A	A	B	A	A	A	A	X	X	T B
Stannous Sulfide	150	A	A	A	A	I	A	A	A	A	A	A	I	I	I	T B
Stearic Acid	100	A	B	X	X	I	A	A	B	A	A	A	A	B	A	TVB
Stoddard Solvent	100	A	X	X	X	A	A	A	X	A	B	A	A	A	I	TVB
Styrene	100	B	X	X	X	A	X	X	X	X	I	A	A	I	I	T V
Sulfamic Acid >10%	100	X	A	B	B	I	B	A	I	I	I	A	I	I	I	TVN
Sulfonic Acid	100	B	X	X	X	X	X	I	I	B	I	A	I	I	I	TVN
Sulfur Dioxide (Liquid)	100	B	B	B	I	X	I	I	I	X	I	A	A	I	I	T N
Sulfuric Acid 25%	150	A	A	B	B	I	X	A	A	A	A	A	I	X	X	TVN
Sulfuric Acid 93%	100	X	X	B	X	B	X	X	B	A	A	A	I	X	X	T V
Sulfuric Acid 93-98%	100	X	X	X	X	B	X	X	X	I	B	A	I	X	X	T V
Sulfuric Acid Fuming	100	X	X	X	X	X	X	X	X	X	X	A	I	X	X	T
Sulfurous Acid 10%	150	A	A	A	A	I	X	A	A	A	A	A	I	X	X	T
Sulfurous Acid 10-75%	100	A	A	A	A	I	X	A	A	A	A	A	I	X	X	T
Sulphonate	100	I	X	X	X	X	A	A	X	X	I	I	I	I	I	B
T																
Tall Oil	100	A	X	X	X	A	A	I	X	I	I	A	A	X	X	TVB
Tallow	150	A	X	X	X	I	A	A	X	I	I	A	A	I	A	TBNS
Tannic Acid	150	A	A	A	A	I	B	A	X	I	I	A	A	X	I	TVBN
Tar	---	**Special Hose Required**											A	A	I	I
Tartaric Acid	150	A	A	A	A	I	A	A	A	A	A	A	A	I	A	TBN
Tergitol	100	X	I	I	I	I	I	I	I	I	I	A	I	I	I	T
Tertiary Butyl Alcohol	100	A	A	A	A	B	A	A	A	A	A	A	I	I	I	T B
Tetrachlorobenzene	100	B	X	X	X	B	X	I	X	B	I	A	I	I	I	T
Tetrachloroethane	100	A	X	X	X	A	X	I	X	X	I	A	A	X	X	T V
Tetrachloroethylene	100	A	X	X	X	A	X	X	X	A	B	A	A	B	X	T V
Tetrachloromethane	100	A	X	X	X	A	X	X	X	X	B	A	A	I	I	T V
Tetrachloronaphthalene	100	B	X	X	X	B	X	I	X	X	I	A	I	I	I	T
Tetradecanol	100	A	A	A	A	B	A	A	A	A	A	A	I	I	I	T B
Tetraethylene Glycol	150	A	A	A	A	A	A	A	A	A	A	A	I	I	I	TVB

*Fahrenheit to Celsius conversion key: 100°F (38°C), 125°F (52°C), 150°F (66°C), 275°F (135°C) and 500°F (260°C).
This chemical chart is offered as a guide only. There are many variables to be considered with each application. Ratings are for tube polymer only! For an explanation of ratings, see the initial page of these Chemical Charts in Appendix B. Contact customer service for chemicals or polymers not listed at 800-235-4632.

Chemical Charts

Rating Scale

A = May be used for Continuous Service
B = May be used for Intermittent Service
I = Insufficient data, contact customer service
X = Do not use

Gasket

T = Teflon®
N = Polychloroprene
V = Viton®
S = Silicone
B = Nitrile

		Continental Chemical Hose / Hose Tube Polymer											Insta-Lock Fitting/Metal			
	Temp. (°F)*	Fabchem UHMWPE	Gray Flexwing Butyl	Yellow Flexwing Hypalon	Tan Flexwing NR	Orange Flexwing Viton	Flexwing Petroleum Nitrile	Brown Flexwing & ExtremeFlex Brown CPE	Purple Flexwing & ExtremeFlex Purple EPDM	Blue Flexwing & Green XLPE	Chem One® & Viper Alphasyn	Hi-Per, Conti Chem Superior FEP & Teflon	316 SS	Aluminum	Brass	Gasket
Tetraethylene Lead	100	X	X	X	X	A	X	X	X	X	I	A	I	I	I	T V
Tetrahydrofuran	100	B	X	X	X	X	X	X	X	B	X	A	A	B	X	T
THF	100	B	X	X	X	X	X	X	X	B	X	A	A	B	X	T
Thionyl Chloride	100	X	I	I	I	I	I	I	I	I	X	A	X	X	X	T
Tin Chloride	100	A	A	A	A	I	A	A	A	A	A	A	X	X	X	TVB
Tin Tetrachloride	150	B	A	A	A	I	A	A	A	A	A	A	X	X	X	T B
Titanium Tetrachloride	100	B	X	X	X	A	B	X	X	A	B	A	B	X	X	T V
Toluene	100	A	X	X	X	A	X	X	X	B	B	A	A	A	A	T V
Toluidine	100	X	I	I	I	I	I	I	I	I	I	A	I	I	I	T
Toluol	100	A	X	X	X	A	X	X	X	B	B	A	A	A	A	T V
Transformer Oil	100	X	I	I	I	I	I	I	I	I	I	A	A	I	I	T
Transmission Oil "A"	150	B	X	X	X	A	A	I	X	I	I	A	A	A	A	TVB
Tributoxy Ethysulphate	100	I	A	X	X	A	X	X	A	X	I	I	I	I	I	V
Tributyl Amine	100	A	A	X	B	I	B	A	I	A	A	A	I	I	I	T
Tributyl Phosphate	100	A	A	X	X	X	X	X	X	A	I	A	A	I	X	T
Trichlorobenzene	100	B	X	X	X	B	X	X	X	B	I	A	I	A	I	T
Trichloroethane	100	A	X	X	X	A	X	B	X	X	B	A	A	I	I	T V
Trichloroethylene	100	X	X	X	X	A	X	X	X	X	B	A	A	I	I	T V
Trichloropropane	100	A	X	X	X	A	X	I	X	A	I	A	A	X	I	T V
Tricresylphosphate	100	A	A	X	X	A	X	A	A	A	I	A	A	X	I	T V
Tridecanol	100	A	A	A	A	B	A	A	A	A	A	A	I	I	I	T B
Triethanolamine	100	A	A	X	B	X	B	A	A	A	A	A	A	I	X	T B
Triethylamine	100	A	A	X	B	I	B	A	I	A	A	A	A	I	I	TVBN
Triethylene Glycol	150	A	A	A	A	I	A	A	I	A	A	A	A	A	I	T B
Trifluralin (Trefalin)	100	A	X	X	X	A	X	X	X	A	I	A	I	I	I	T V
Triphenyl Phosphate	100	A	A	X	X	I	X	I	I	A	I	A	A	I	I	T
Tripolyphosphate	100	X	I	I	I	I	I	I	I	I	I	A	I	I	I	T
Trisodium Phosphate	150	A	A	A	A	A	A	A	A	A	A	A	A	X	I	TVBNS
Turpentine	100	A	X	X	X	A	A	B	X	A	X	A	A	A	A	T V B
U																
Urea	100	A	A	I	I	I	X	A	I	A	A	A	A	B	I	TVBN
Undecanol	100	B	A	A	A	B	A	A	A	A	A	A	I	I	I	T B
V																
V.M. & P. Naptha	100	A	X	X	X	A	A	I	X	A	I	A	I	I	I	TVBS
Vinyl Acetate	100	A	A	B	X	X	X	A	X	A	B	A	A	I	X	T V
Vinyl Benzene	100	A	X	X	X	A	X	X	X	A	I	A	A	I	I	T V

*Fahrenheit to Celsius conversion key: 100°F (38°C), 125°F (52°C), 150°F (66°C), 275°F (135°C) and 500°F (260°C).
This chemical chart is offered as a guide only. There are many variables to be considered with each application. Ratings are for tube polymer only! For an explanation of ratings, see the initial page of these Chemical Charts in Appendix B. Contact customer service for chemicals or polymers not listed at 800-235-4632.

Chemical Charts

Rating Scale

A = May be used for Continuous Service
B = May be used for Intermittent Service
I = Insufficient data, contact customer service
X = Do not use

		Continental Chemical Hose / Hose Tube Polymer											Insta-Lock Fitting/Metal			
	Temp. (°F)*	Fabchem UHMWPE	Gray Flexwing Butyl	Yellow Flexwing Hypalon	Tan Flexwing NR	Orange Flexwing Viton	Flexwing Petroleum Nitrile	Brown Flexwing & ExtremeFlex Brown CPE	Purple Flexwing & ExtremeFlex Purple EPDM	Blue Flexwing & Green XLPE	Chem One® & Viper Alphasyn	Hi-Per, Conti Chem Superior FEP & Teflon	316 SS	Aluminum	Brass	Gasket
Vinyl Chloride	---	**No Hose Recommended For This Application**														
Vinyl Ether	---	**No Hose Recommended For This Application**														
Vinyl Toluene	100	A	X	X	X	A	X	X	X	A	I	A	I	I	I	T V
Vinyl Trichloride	100	A	X	X	X	A	X	X	X	A	B	A	A	I	I	T V
W																
Water	180	A	A	A	A	A	A	A	A	A	A	A	A	I	I	TVBNS
Wax	100	A	X	X	X	X	A	A	X	X	X	A	A	I	I	TVBN
White Oil	100	A	X	X	X	I	A	A	X	I	I	A	I	I	I	TVB
Wood Alcohol	100	A	A	A	A	X	A	A	A	A	A	A	A	I	I	TBNS
X																
Xylene (Xylol)	100	X	X	X	X	A	X	X	X	A	B	A	A	I	I	T V
Xylidine	100	B	X	X	X	X	X	X	X	B	B	A	B	A	I	T
Z																
Zinc Carbonate	150	A	A	A	A	A	A	A	A	A	A	A	B	B	X	TVBN
Zinc Chloride	150	A	A	A	A	A	A	A	A	A	A	A	A	X	X	TVBNS
Zinc Chromate	150	A	A	X	I	I	I	A	X	B	I	A	I	I	I	T
Zinc Phosphate	100	A	X	X	X	X	A	A	A	X	I	A	I	I	I	TBNS
Zinc Sulfate	150	A	A	A	A	A	A	A	A	A	A	A	A	X	X	TVBNS

Spiraflex Hose Chemical Resistance Guide

Rating Scale

A = May be used for Continuous Service
B = May be used for Intermittent Service
I = Insufficient data, contact customer service
X = Do not use

Thermoplastic Hose

	Temp. (F°)	Polyurethane Spirathane	PVC Pliovic Plus	TPE Arvac SW	TPR Green Hornet XF
A					
Acetaldehyde	70˚	X	X	I	X
Acetic Acid, Conc.	70˚	X	B	I	I
Acetic Acid, Dilute 10	70˚	B	A	I	I
Acetic Acid, Glacial	70˚	X	B	I	X
Acetic Aldehyde	70˚	I	X	I	X
Acetic Anhydride	70˚	X	X	X	X
Acetic Ester	70˚	X	X	X	B
Acetic Ether	70˚	X	X	X	I
Acetone	70˚	X	X	X	B
Acetone Cyanohydrin	70˚	X	X	X	I
Acetyl Acetone	70˚	X	X	X	I
Acetyl Chloride	70˚	X	I	X	X
Acetylene Dichloride	70˚	I	X	I	X
Acetylene Tetrachloride	70˚	I	X	I	I
Acrylonitrile	70˚	A	A	B	I
Allyl Alcohol	70˚	X	X	X	X
Allyl Bromide	70˚	X	X	X	I
Allyl Chloride	70˚	X	X	X	I
Aluminum	70˚	A	A	A	B
Aluminum Acetate	70˚	I	I	I	I
Aluminum Chloride	70˚	A	A	A	B
Aluminum Hydroxide	70˚	A	A	A	I
Aluminum Sulfate	70˚	A	A	A	B
Ammonia Cupric Sulfate	70˚	I	X	I	I
Ammonia Water	70˚	A	A	A	A
Ammonium Chloride	70˚	A	A	A	B
Ammonium Hydroxide	70˚	B	B	I	B
Ammonium Nitrate	70˚	A	A	A	I
Ammonium Phosphate	70˚	I	I	I	B
Ammonium Sulfate	70˚	A	A	A	B
Ammonium Sulfide	70˚	A	A	A	I
Ammonium Sulfite	70˚	A	A	A	I
Ammonium Thiosulfate	70˚	A	A	A	I
Amyl Acetate	70˚	X	X	X	X
Amyl Alcohol	70˚	B	B	I	X
Amyl Chloride	70˚	X	X	X	X
Amyl Phenol	70˚	I	X	X	I
Amyl Phthalate	70˚	I	X	I	I
Aniline Oils	70˚	X	X	X	I

Thermoplastic Hose

	Temp. (F°)	Polyurethane Spirathane	PVC Pliovic Plus	TPE Arvac SW	TPR Green Hornet XF
Animal Grease	70˚	A	A	A	I
Animal Oils	70˚	A	A	A	X
Aqua Ammonia	70˚	I	B	B	I
Aromatic Tar	70˚	X	X	X	I
Arsenic Acid	70˚	A	A	A	I
Arsenic Chloride	70˚	A	A	I	I
Arsenic Trichloride	70˚	A	A	I	I
Asphalt	70˚	X	X	X	X
ASTM #1 Oil	70˚	A	A	A	X
ASTM #2 Oil	70˚	A	A	I	X
ASTM #3 Oil	70˚	A	A	B	X
B					
Barium Carbonate	70˚	A	A	A	I
Barium Chloride	70˚	A	A	A	I
Barium Hydroxide	70˚	A	A	A	I
Barium Sulfate	70˚	A	A	A	I
Barium Sulfide	70˚	A	A	A	I
Benzyl Chloride	70˚	I	X	I	I
Benzaldehyde	70˚	X	X	X	X
Benzene (Benzol)	70˚	X	X	X	X
Benzine (Ligroin)	70˚	X	X	X	X
Benzine Solvent (Ligroin)	70˚	X	X	X	X
Benzoic Acid	70˚	B	A	A	B
Benzoic Aldehyde	70˚	I	X	I	I
Benzotrichloride	70˚	I	X	I	I
Benzoyl Chloride	70˚	I	X	I	I
Benzyl Acetate	70˚	I	X	I	I
Benzyl Chloride	70˚	I	X	I	I
Bichromate of Soda	70˚	I	A	I	I
Black Sulfate Liquor	70˚	A	A	A	I
Bleach	70˚	A	A	A	B
Brine	70˚	A	A	A	B
Bromine	70˚	X	X	X	X
Bromo Benzene	70˚	I	X	I	X
Bromo Toluene	70˚	I	X	I	I
Bromochloromethane	70˚	I	X	I	X
Butanol	70˚	I	X	I	B
Butyl (Normal) Alcohol	70˚	I	X	X	B
Butyl (Secondary) Alcohol	70˚	I	X	X	B
Butyl Acetate	70˚	X	X	I	X

Spiraflex Hose Chemical Resistance Guide

Air & Multipurpose
General Purpose
Heavy Duty
Push-on

Chemical Transfer

Cleaning Equipment

Food & Beverage Transfer

Food Washdown

Marine

Material Handling
Abrasives
Bulk Transfer
Cement & Concrete

Mining

Petroleum
Aircraft Fueling
Dispensing
Dock
Rig Supply
Transfer Discharge
Transfer S&D

Specialty

Steam

Vacuum

Water
Discharge
Suction & Discharge
Washdown
Garden

Welding

Coupling Systems

Equipment

Appendix

Rating Scale

A = May be used for Continuous Service
B = May be used for Intermittent Service
I = Insufficient data, contact customer service
X = Do not use

Thermoplastic Hose

	Temp. (F°)	Polyurethane Spirathane	PVC Pliovic Plus	TPE Arvac SW	TPR Green Hornet XF
Butyl Acetoacetate	70˚	I	X	I	I
Butyl Acrylate	70˚	I	X	I	I
Butyl Alcohol	70˚	A	A	A	B
Butyl Benzene	70˚	I	X	I	I
Butyl Benzl Phthalate	70˚	I	X	I	I
Butyl Bromide	70˚	I	X	I	I
Butyl Butyrate	70˚	I	X	I	I
Butyl Chloride	70˚	I	X	I	I
Butyl Phthalate	70˚	I	X	I	X
Butyric Acid	70˚	I	X	B	I
C					
Cadmium Acetate	70˚	I	A	I	I
Calcium Acetate	70˚	I	A	I	I
Calcium Aluminate	70˚	I	A	I	I
Calcium Bichromate	70˚	I	A	I	I
Calcium Bisulfate	70˚	I	A	B	I
Calcium Bisulfite	70˚	A	A	A	I
Calcium Carbonate	70˚	A	A	A	I
Calcium Chloride	70˚	A	A	A	I
Calcium Hydroxide (Caustic Lime)	70˚	A	A	A	I
Calcium Hypochlorite	70˚	A	A	I	I
Calcium Nitrate	70˚	A	A	I	I
Calcium Silicate	70˚	A	A	I	I
Calcium Sulfate	70˚	A	A	A	I
Calcium Sulfide	70˚	A	A	I	I
Calcium Sulfite	70˚	A	A	I	I
Carbolic Acid, Phenol	70˚	X	X	X	X
Carbon Dioxide	70˚	A	A	A	B
Carbon Disulfide	70˚	X	X	X	X
Carbon Monoxide	70˚	A	A	A	B
Carbon Tetrachloride	70˚	X	X	X	X
Carbonic Acid	70˚	I	A	A	I
Casinghead Gasoline	70˚	I	X	X	X
Caster Oil (Castor Oil)	70˚	A	A	A	I
Caustic Potash	70˚	A	A	A	A
Caustic Soda	70˚	A	A	A	B
Chlorinated Solvents	70˚	I	X	I	I
Chlorine (Dry)	70˚	A	A	A	B
Chlorine (Wet)	70˚	B	X	I	B
Chloroacetone	70˚	I	X	I	I

Thermoplastic Hose

	Temp. (F°)	Polyurethane Spirathane	PVC Pliovic Plus	TPE Arvac SW	TPR Green Hornet XF
Chlorobenzene	70˚	X	X	X	X
Chlorobutane	70˚	I	X	I	I
Chloroethylbenzene	70˚	I	X	I	I
Chloroform	70˚	X	X	X	X
Chloropentane	70˚	I	X	I	X
Chlorophenol	70˚	I	X	I	I
Chloropropanone	70˚	I	X	I	I
Chlorosulfonic Acid	70˚	I	B	I	X
Chlorothene	70˚	I	X	I	X
Chlorotoluene	70˚	X	X	X	X
Chromic Acid	70˚	B	B	B	B
Copper Chloride	70˚	A	A	A	B
Copper Hydrate	70˚	I	A	I	I
Copper Hydroxide	70˚	I	A	I	I
Copper Nitrate	70˚	A	A	A	I
Copper Nitrite	70˚	A	A	A	I
Copper Sulfate	70˚	A	A	A	I
Copper Sulfide	70˚	B	A	B	I
Creosol	70˚	X	X	X	X
Creosote	70˚	X	X	X	X
Crude Oil	70˚	B	A	B	X
Cupric Carbonate	70˚	I	A	I	I
Cupric Chloride	70˚	A	A	I	I
Cupric Nitrate	70˚	A	A	I	I
Cupric Nitrite	70˚	A	A	I	I
Cupric Sulfate	70˚	A	A	A	I
Cyclohexane	70˚	X	X	X	X
Cyclohexanol	70˚	X	X	X	X
Cyclohexanone	70˚	X	X	X	X
Cyclopentane, Methyl	70˚	I	A	I	I
Cyclopentanol	70˚	I	A	I	I
Cyclopentanone	70˚	I	A	I	I
D					
D.D.T.	70˚	I	A	I	I
D.D.T. in Kerosene	70˚	X	X	X	X
Decalin	70˚	I	B	I	I
Decanol	70˚	I	B	I	I
Decyl Alcohol	70˚	I	A	I	I
Decyl Butyl Phthalate	70˚	X	X	X	X
Denatured Alcohol	70˚	I	A	B	I

Spiraflex Hose Chemical Resistance Guide

Rating Scale

A = May be used for Continuous Service
B = May be used for Intermittent Service
I = Insufficient data, contact customer service
X = Do not use

Thermoplastic Hose

	Temp. (F°)	Polyurethane Spirathane	PVC Pliovic Plus	TPE Arvac SW	TPR Green Hornet XF
Diacetone Alcohol	70˚	B	A	B	B
Diamyl Phenol	70˚	X	X	X	X
Dibromobenzene	70˚	I	X	I	I
Dibutyl Amine	70˚	I	X	I	I
Dibutyl Phthalate	70˚	X	X	X	X
Dibutyl Sebacate	70˚	I	X	I	I
Dicalcium Phosphate	70˚	B	A	B	I
Dichlorobenzene	70˚	X	X	X	X
Dichlorobutane	70˚	I	X	I	I
Dichlorodiboromethane	70˚	X	X	X	X
Dichloroethane	70˚	I	X	I	I
Dichloroethyl Ether	70˚	I	X	I	X
Dichloroethylene	70˚	I	X	I	X
Dichlorohexane	70˚	I	X	I	X
Dichloromethane	70˚	I	X	I	X
Dichloropentane	70˚	I	X	I	X
Dichloropropane	70˚	I	X	I	X
Diesel Oil	70˚	I	B	X	X
Diethylamine	70˚	I	I	I	I
Diethyl Benzene	70˚	I	X	I	X
Diethyl Ketone	70˚	I	X	I	I
Diethyl Oxalate	70˚	I	X	I	I
Diethyl Phthalate	70˚	I	X	I	I
Diethyl Sebacate	70˚	I	X	I	I
Diethylene Glycol	70˚	I	B	I	I
Diisobutyl Ketone	70˚	I	X	I	I
Diisoctyl Adipate	70˚	I	X	I	I
Diisoctyl Phthalate	70˚	I	X	I	I
Diisodecyl Adipate	70˚	I	X	I	I
Diisopropyl Amine	70˚	I	X	I	I
Diisopropyl Ketone	70˚	I	X	I	I
Dimethyl Amine	70˚	I	X	I	I
Dimethyl Benzene	70˚	I	X	I	I
Dimethyl Ketone	70˚	I	X	I	I
Dimethyl Phthalate	70˚	I	X	I	I
Dinitrobenzene	70˚	I	X	I	I
Dioctyl Adipate	70˚	I	X	I	I
Dioctyl Phthalate	70˚	X	X	X	X
Dioctyl Sebacate	70˚	I	X	I	I

Thermoplastic Hose

	Temp. (F°)	Polyurethane Spirathane	PVC Pliovic Plus	TPE Arvac SW	TPR Green Hornet XF
Diphenyl Phthalate	70˚	I	X	I	I
Dipropyl Ketone	70˚	I	X	I	I
Disodium Phosphate	70˚	A	A	A	B
Divinyl Benzene	70˚	I	X	I	I
Dodecyl Benzene	70˚	I	X	I	I
E					
Ethanol	70˚	A	A	A	A
Ethanol Amine	70˚	B	A	B	I
Ethyl Acetate	70˚	X	X	X	B
Ethyl Acetoacetate	70˚	I	X	I	I
Ethyl Acrylate	70˚	x	X	X	I
Ethyl Alcohol	70˚	A	A	A	A
Ethyl Benzene	70˚	I	X	I	X
Ethyl Butanol	70˚	I	A	I	I
Ethyl Butyl Acetate	70˚	I	X	I	I
Ethyl Butyl Alcohol	70˚	I	A	I	I
Ethyl Butyl Ketone	70˚	I	X	I	I
Ethyl Chloride	---	X	X	X	X
Ethyl Dichloride	70˚	X	X	X	X
Ethyl Ether	---	X	X	X	X
Ethyl Formate	70˚	I	X	I	I
Ethyl Hexyl Acetate	70˚	I	X	I	I
Ethyl Hexyl Alcohol	70˚	I	A	I	I
Ethyl Iodide	70˚	x	X	X	X
Ethyl Isobutyl Ether	70˚	I	X	I	I
Ethyl Methyl Ketone	70˚	X	X	X	X
Ethyl Oxalate	70˚	I	X	I	I
Ethyl Phthalate	70˚	I	X	I	I
Ethyl Propyl Ether	70˚	I	X	I	I
Ethyl Propyl Ketone	70˚	X	X	X	I
Ethylene Bromide	70˚	X	X	X	X
Ethylene Chloride	70˚	X	X	X	X
Ethylene Dibromide	70˚	X	X	X	X
Ethylene Dichloride	70˚	X	X	X	X
Ethylene Glycol	70˚	A	A	A	A
F					
Ferric Bromide	70˚	A	A	A	B
Ferric Chloride	70˚	A	A	A	A
Ferric Sulfate	70˚	A	A	A	A

Air & Multipurpose
General Purpose
Heavy Duty
Push-on
Chemical Transfer
Cleaning Equipment
Food & Beverage Transfer
Food Washdown
Marine
Material Handling
Abrasives
Bulk Transfer
Cement & Concrete
Mining
Petroleum
Aircraft Fueling
Dispensing
Dock
Rig Supply
Transfer Discharge
Transfer S&D
Specialty
Steam
Vacuum
Water
Discharge
Suction & Discharge
Washdown
Garden
Welding
Coupling Systems
Equipment
Appendix

Spiraflex Hose Chemical Resistance Guide

Air & Multipurpose
General Purpose
Heavy Duty
Push-on

Chemical Transfer

Cleaning Equipment

Food & Beverage Transfer

Food Washdown

Marine

Material Handling
Abrasives
Bulk Transfer
Cement & Concrete

Mining

Petroleum
Aircraft Fueling
Dispensing
Dock
Rig Supply
Transfer Discharge
Transfer S&D

Specialty

Steam

Vacuum

Water
Discharge
Suction & Discharge
Washdown
Garden

Welding

Coupling Systems

Equipment

Appendix

Rating Scale

A = May be used for Continuous Service
B = May be used for Intermittent Service
I = Insufficient data, contact customer service
X = Do not use

Thermoplastic Hose

	Temp. (F°)	Polyurethane Spirathane	PVC Pliovic Plus	TPE Arvac SW	TPR Green Hornet XF
Ferrous Acetate	70˚	A	A	A	I
Ferrous Chloride	70˚	A	A	A	B
Ferrous Hydroxide	70˚	I	A	A	I
Ferrous Sulfate	70˚	A	A	A	A
Fluorine	70˚	X	X	X	X
Fluosilicic Acid	70˚	A	A	A	B
Formaldehyde	70˚	X	X	B	A
Formalin	70˚	I	I	A	A
Formic Acid (less than 50%)	70˚	B	B	A	A
Formic Acid (more than 50%)	70˚	B	X	X	B
Freon* 12	70˚	B	B	B	X
Freon* 22	70˚	X	X	X	X
Fuel A (ASTM)	70˚	A	B	B	I
Fuel B (ASTM)	70˚	A	B	X	X
Fuel Oil	70˚	A	B	B	X
Furfural	70˚	X	X	X	X
G					
Gasoline	70˚	X	X	X	X
Glacial Acetic Acid	70˚	X	B	I	I
Glycerin	70˚	A	A	A	B
Grease	70˚	A	A	A	B
H					
Heptane	70˚	A	A	X	X
Hexane	70˚	A	A	B	X
Hexanol	70˚	B	A	B	B
Hexyl Methyl Ketone	70˚	I	X	I	I
Hexylene Glycol	70˚	I	B	I	I
Hexyl-Alcohol	70˚	I	A	I	I
Hydrobromic Acid	70˚	A	A	B	B
Hydrochloric Acid	70˚	A	B	A	A
Hydrofluoric Acid	70˚	A	B	A	B
Hydrofluosilicic Acid	70˚	B	B	I	I
Hydrogen Dioxide 10%	70˚	I	A	A	I
Hydrogen Dioxide (over 10%)	70˚	I	A	A	I
Hydrogen Gas	70˚	X	X	X	B
Hydrogen Peroxide 10%	70˚	A	A	A	B
Hydrogen Peroxide (over 10%)	70˚	A	A	A	B

Thermoplastic Hose

	Temp. (F°)	Polyurethane Spirathane	PVC Pliovic Plus	TPE Arvac SW	TPR Green Hornet XF
I					
Iodine	70˚	X	X	X	X
Iron Acetate	70˚	I	A	I	I
Iron Hydroxide	70˚	I	A	A	I
Iron Salts	70˚	I	A	A	B
Iron Sulfate	70˚	I	A	A	A
Iron Sulfide	70˚	I	A	I	I
Isoamyl Acetate	70˚	I	X	I	I
Isoamyl Alcohol	70˚	I	A	I	I
Isoamyl Bromide	70˚	X	X	X	I
Isoamyl Butyrate	70˚	I	X	I	I
Isoamyl Chloride	70˚	I	X	I	I
Isoamyl Ether	70˚	I	X	I	I
Isoamyl Phthalate	70˚	I	X	I	I
Isobutanol	70˚	I	A	I	A
Isobutyl Acetate	70˚	I	X	I	I
Isobutyl Alcohol	70˚	I	A	I	A
Isooctane	70˚	I	B	X	I
Isopentane	---	I	B	I	I
Isopropanol	70˚	I	A	I	A
Isopropyl Acetate	70˚	X	X	X	I
Isopropyl Alcohol	70˚	A	A	B	B
Isopropyl Benzene	70˚	I	X	I	X
Isopropyl Chloride	---	I	X	I	I
J					
Jet Fuels	---	X	X	X	X
K					
Kerosene	70˚	X	B	X	X
Ketones	70˚	X	X	X	X
L					
Lead Acetate	70˚	A	A	A	B
Lead Sulfate	70˚	I	X	I	I
Linseed Oil	70˚	A	A	A	X
Lubricating Oils	70˚	A	B	B	I
M					
MIBK	70˚	I	X	I	X
M.E.K.	70˚	X	X	B	X
Magnesium Acetate	70˚	I	A	I	I
Magnesium Chloride	70˚	A	A	A	A

* Freon® is a registered trademark of E.I. du Pont de Nemours and Company.

Spiraflex Hose Chemical Resistance Guide

Rating Scale

A = May be used for Continuous Service
B = May be used for Intermittent Service
I = Insufficient data, contact customer service
X = Do not use

Thermoplastic Hose

	Temp. (F°)	Polyurethane Spirathane	PVC Pliovic Plus	TPE Arvac SW	TPR Green Hornet XF
Magnesium Hydrate	70°	I	A	A	B
Magnesium Hydroxide	70°	A	A	A	A
Magnesium Sulfate	70°	A	A	A	A
Malic Acid	70°	B	A	B	B
Manganese Sulfate	70°	I	A	I	I
Manganese Sulfide	70°	I	A	I	I
Manganese Sulfite	70°	I	A	I	I
Methanol	70°	A	A	A	A
Methallyl Alcohol	70°	I	A	I	I
Methyl (Wood) Alcohol	70°	B	B	A	A
Methyl Acetate	70°	X	X	X	X
Methyl Acetoacetate	70°	I	X	I	I
Methyl Acetone	70°	I	X	I	X
Methyl Amyl Acetate	70°	X	X	X	X
Methyl Amyl Alcohol	70°	I	A	I	I
Methyl Amyl Ketone	70°	I	X	A	I
Methyl Benzene	70°	I	X	I	X
Methyl Butanol	70°	I	B	I	X
Methyl Butyl Ketone	70°	I	X	I	I
Methyl Cellosolve	70°	I	B	I	I
Methyl Chloride	---	X	X	X	X
Methyl Ethyl Ketone	70°	X	X	X	X
Methyl Hexyl Ketone	70°	X	X	X	X
Methyl Isobutyl Ketone	70°	X	X	X	X
Methyl Isopropyl Ketone	70°	X	X	X	X
Methyl (Normal) Amyl Ketone	70°	X	X	X	X
Methylallyl Chloride	70°	X	X	X	X
Methyl Propyl Ether	70°	I	I	A	I
Methyl Propyl Ketone	70°	I	X	I	I
Methylallyl Acetate	70°	I	X	I	I
Methylene Bromide	70°	X	X	X	I
Methylene Chloride	---	X	X	X	X
Mineral Spirits	70°	I	B	I	I
Monochlorobenzene	70°	X	X	X	X
Monochlorodifluoromethane	70°	I	X	I	I
Muriatic Acid	70°	I	B	A	B
N					
Naphtha	70°	B	B	B	X
Naphthalene	70°	B	X	B	X

Thermoplastic Hose

	Temp. (F°)	Polyurethane Spirathane	PVC Pliovic Plus	TPE Arvac SW	TPR Green Hornet XF
Natural Gas	No Hose is recommended for this service				
Nickel Chloride	70°	A	A	A	B
Nickel Nitrate	70°	A	A	A	B
Nickel Sulfate	70°	A	A	A	A
Nitric Acid 10%	70°	A	A	A	B
Nitric Acid 20%	70°	A	B	A	B
Nitric Acid 30%	70°	B	B	A	B
Nitric Acid 30-70%	70°	X	X	X	X
Nitro Benzene	70°	X	X	X	X
Nitrogen Gas	70°	A	A	A	A
Nitrous Oxide	70°	A	A	A	B
O					
Octanol	70°	I	A	I	B
Octyl Acetate	70°	I	X	I	I
Oil Petroleum	70°	A	B	A	I
Oleic Acid	70°	B	B	B	B
Oleum	70°	X	X	X	X
Orthodichlorobenzene	70°	I	X	I	I
Orthodichlorobenzol	70°	I	X	I	I
Oxalic Acid	70°	A	A	A	A
Oxygen	No Hose is recommended for this service				
Ozone	70°	B	B	B	B
P					
Palmitic Acid	70°	B	B	B	B
Papermakers Alum	70°	I	A	I	I
Paradichlorobenzol	70°	I	X	I	I
Paraffin	70°	B	A	B	I
Pentachloroethane	70°	I	I	X	I
Pentane	70°	B	B	I	X
Pentanol	70°	I	A	I	I
Perchloroethylene	70°	X	X	X	X
Petroleum Ether (Ligroin)	70°	A	B	I	X
Petroleum, Crude	70°	A	B	X	X
Petroleum Oils	70°	A	B	X	X
Phenol	70°	X	X	X	X
Phenolsulfonic Acid	70°	I	X	I	I
Phenyl Chloride	70°	I	I	X	X
Phosphoric Acid 10%	70°	A	A	A	A
Phosphoric Acid 10%-85%	70°	B	B	A	B

Spiraflex Hose Chemical Resistance Guide

Air & Multipurpose
General Purpose
Heavy Duty
Push-on

Chemical Transfer

Cleaning Equipment

Food & Beverage Transfer

Food Washdown

Marine

Material Handling
Abrasives
Bulk Transfer
Cement & Concrete

Mining

Petroleum
Aircraft Fueling
Dispensing
Dock
Rig Supply
Transfer Discharge
Transfer S&D

Specialty

Steam

Vacuum

Water
Discharge
Suction & Discharge
Washdown
Garden

Welding

Coupling Systems

Equipment

Appendix

Rating Scale

A = May be used for Continuous Service
B = May be used for Intermittent Service
I = Insufficient data, contact customer service
X = Do not use

Thermoplastic Hose

	Temp. (F°)	Polyurethane Spirathane	PVC Pliovic Plus	TPE Arvac SW	TPR Green Hornet XF
Polyethylene Glycol	70˚	B	B	A	B
Polypropylene Glycol	70˚	B	B	A	B
Potassium Acetate	70˚	I	A	A	B
Potassium Bisulfate	70˚	A	A	A	B
Potassium Bisulfite	70˚	A	A	A	B
Potassium Carbonate	70˚	A	A	A	A
Potassium Chloride	70˚	A	A	A	A
Potassium Chromate	70˚	A	A	A	B
Potassium Dichromate	70˚	A	A	A	B
Potassium Hydrate	70˚	I	A	I	B
Potassium Hydroxide	70˚	B	A	A	B
Potassium Nitrate	70˚	A	A	A	B
Potassium Silicate	70˚	I	A	I	B
Potassium Sulfate	70˚	A	A	A	B
Potassium Sulfide	70˚	A	A	A	B
Potassium Sulfite	70˚	A	A	A	B
Propanediol	70˚	I	A	I	B
Propanol	70˚	I	A	I	B
Propyl Acetate	70˚	I	X	I	I
Propyl Alcohol	70˚	A	A	B	B
Propyl Chloride	---	X	X	X	X
Propylene Dichloride	70˚	X	X	X	X
Propylene Glycol	70˚	A	I	A	A
S					
Sea Water	70˚	A	A	A	A
Silicate of Soda	70˚	I	B	A	A
Soda Ash	70˚	A	A	A	A
Soda, Caustic	70˚	A	B	A	A
Soda, Lime	70˚	I	B	A	I
Soda, Niter	70˚	I	B	I	A
Sodium Acetate	70˚	A	B	A	B
Sodium Aluminate	70˚	I	A	A	B
Sodium Bisulfate	70˚	A	A	A	A
Sodium Bisulfite	70˚	I	A	A	A
Sodium Carbonate	70˚	A	A	A	A
Sodium Chloride (brine)	70˚	A	A	A	A
Sodium Chromate	70˚	I	A	I	I
Sodium Dichromate	70˚	A	A	A	B
Sodium Hydrate	70˚	I	A	I	I

Thermoplastic Hose

	Temp. (F°)	Polyurethane Spirathane	PVC Pliovic Plus	TPE Arvac SW	TPR Green Hornet XF
Sodium Hydrochlorite	70˚	A	A	B	B
Sodium Hydroxide	70˚	A	A	A	A
Sodium Hypochlorite	70˚	A	A	A	A
Sodium Nitrate	70˚	A	A	A	A
Sodium Silicate	70˚	A	A	A	A
Sodium Sulfate	70˚	A	A	A	A
Sodium Sulfide	70˚	A	A	A	A
Sodium Sulfite	70˚	A	A	A	A
Sodium Thiosulfate	70˚	A	A	A	A
Stannic Chloride	70˚	A	A	A	B
Stannic Sulfide	70˚	I	A	I	I
Stannous Chloride	70˚	I	A	I	I
Stannous Sulfide	70˚	I	A	I	I
Stearic Acid	70˚	A	A	A	A
Sulfonic Acid	70˚	I	B	I	I
Sulfur Dioxide (Liquid)	70˚	X	X	X	X
Sulfuric Acid (Dry)	70˚	A	A	A	A
Sulfuric Acid 25%	70˚	A	A	A	A
Sulfuric Acid 25-50%	70˚	A	A	A	A
Sulfuric Acid 50-96%	70˚	X	X	B	B
Sulfuric Acid Fuming	70˚	X	X	X	X
Sulfurous Acid 10%	70˚	B	B	B	A
Sulfurous Acid 10-75%	70˚	X	X	X	X
T					
Tannic Acid	70˚	B	B	B	A
Tar	---	I	X	I	I
Tartaric Acid	70˚	A	A	A	A
Tertiary Butyl Alcohol	70˚	B	B	B	I
Tetrachlorobenzene	70˚	I	X	I	I
Tetrachloroethane	70˚	I	X	X	X
Tetrachloroethylene	70˚	I	X	X	X
Tetraethylene Glycol	70˚	I	B	I	I
Tetrachloromethane	70˚	I	X	I	X
Tetrachloronaphthalene	70˚	I	X	I	X
Tetrahydrofuran	70˚	X	X	X	X
Tin Chloride	70˚	B	B	B	B
Tin Tetrachloride	70˚	B	B	B	B
THF	70˚	I	X	I	X
Toluene	70˚	X	X	X	X

Spiraflex Hose Chemical Resistance Guide

Rating Scale

A = May be used for Continuous Service
B = May be used for Intermittent Service
I = Insufficient data, contact customer service
X = Do not use

Thermoplastic Hose

	Temp. (F°)	Polyurethane Spirathane	PVC Pliovic Plus	TPE Arvac SW	TPR Green Hornet XF
Toluidine	70°	I	X	I	I
Toluol	70°	X	X	X	X
Transmission Oil "A"	70°	A	B	I	I
Tributyl Phosphate	70°	X	X	X	X
Trichlorobenzene	70°	X	X	X	X
Trichloroethane	70°	I	X	X	X
Trichloroethylene	70°	X	X	X	X
Trichloropropane	70°	I	I	X	X
Triethanolamine	70°	B	B	B	I
Triethylene Glycol	70°	I	B	I	B
Triphenyl Phosphate	70°	B	X	I	I
Trisodium Phosphate	70°	B	B	A	A
Turpentine	70°	B	B	A	X
U					
Urea	70°	A	A	A	A
Undecanol	70°	I	A	I	I
V					
V.M. & P. Naptha	70°	I	B	I	I
Vinyl Acetate	70°	I	X	I	X
Vinyl Benzene	70°	I	X	I	X
Vinyl Chloride	---	X	X	X	X
W					
Water	70°	A	A	A	A
Wood Alcohol	70°	B	B	B	A
X					
Xylene (Xylol)	70°	X	X	X	X
Xylidine	70°	I	X	I	I
Z					
Zinc Carbonate	70°	I	A	A	B
Zinc Chloride	70°	A	A	A	B
Zinc Chromate	70°	A	A	A	I
Zinc Sulfate	70°	A	A	A	B

Air & Multipurpose
General Purpose
Heavy Duty
Push-on
Chemical Transfer
Cleaning Equipment
Food & Beverage Transfer
Food Washdown
Marine
Material Handling
Abrasives
Bulk Transfer
Cement & Concrete
Mining
Petroleum
Aircraft Fueling
Dispensing
Dock
Rig Supply
Transfer Discharge
Transfer S&D
Specialty
Steam
Vacuum
Water
Discharge
Suction & Discharge
Washdown
Garden
Welding
Coupling Systems
Equipment
Appendix

General Information

Air & Multipurpose
General Purpose
Heavy Duty
Push-on

Chemical Transfer

Cleaning Equipment

Food & Beverage Transfer

Food Washdown

Marine

Material Handling
Abrasives
Bulk Transfer
Cement & Concrete

Mining

Petroleum
Aircraft Fueling
Dispensing
Dock
Rig Supply
Transfer Discharge
Transfer S&D

Specialty

Steam

Vacuum

Water
Discharge
Suction & Discharge
Washdown
Garden

Welding

Coupling Systems

Equipment

Appendix

Chemical Properties Of Fluroethylenepropylene (FEP)

As stated by E.I. du Pont de Nemours
FEP fluorocarbon resins are attacked by certain halogenated complexes containing fluorine including: chlorine trifluoride, bromine trifluoride, iodine pentafluoride and fluorine itself.

FEP is also attacked by such metals as sodium or potassium, especially in their molten states. Great care should be used when mixing finely divided fluorocarbon polymers with finely divided metals, such as aluminum, magnesium or barium, since these can react violently if ignited or heated to a high temperature. Certain complexes of these metals with ammonia or naphthalene (in either solvent) also attack the products. Certain metal hydrides such as boranes, aluminum chloride and certain amines have also been observed to attack fluorocarbon resins at elevated temperatures.

The following materials are inert to FEP:

- Alcohols
- Aliphatic Hydrocarbons
- Aromatics
- Esters
- Fluorocarbons
- Inorganic Oxidizing Agents
- Organic Acids
- Strong Mineral Acids
- Aldehydes
- Anhydrides
- Chlorocarbons
- Ethers
- Inorganic Bases
- Ketones
- Salt Solutions

FEP is a registered trademark with E.I. du Pont de Nemours.

Method For Steam Cleaning Continental Products (Chem One®, Viper™, Fabchem® and Fabchem® ARC - Abrasion Resistant Cover)

5 Important Requirements:
1) Hose must be open-ended during steam cleaning.
2) Temperature of steam – maximum 288˚F (142˚C).
3) Length of cleaning time – 5 to 10 minutes... not more than 15 minutes.
4) Care must be taken not to score the tube (liner) with the nozzle or wand end.
5) Prolonged steam jet contact on a specific area of the tube (liner) could cause tube damage.

General Information

Infinity™/Paladin® Drop Hose Coupling Procedure

With Insta-Lock™ Fittings
To make an electrically continuous (EC) assembly, the static wire must be terminated to the couplings as the static dissipating property of the tube alone is not sufficient to meet NAHAD[1] or ARPM[2] specifications.

Infinity™
Locate and pull on the static wire between the fabric plies, bend approximately one inch of the static wire under the tube to make contact with the coupling stem. Grounding staple is also an acceptable method.

Paladin®
Locate the static wire between the fabric plies. Insert one leg of a grounding staple in the middle of the wire. Ensure that the other leg of the grounding staple is in contact with the coupling stem.

Attachment Options
For Crimp Sleeve, refer to the Continental Products Crimp Assembly Manual for crimp specifications. Current Crimp Sleeve options are listed on page 333 of this catalog. The use of PVC banding coil is not required with Crimp Sleeve.

Band Clamps–PVC banding coils are required when using this method of attachment. Order the appropriate banding coil to match your hose selection. Follow the procedures below when using the banding coils:

1. Insert stem inside hose end.
2. Apply sufficient banding coil in between the hose outer PVC helix to insure complete coverage under the band clamps position.
3. Place the banding coil tightly around the hose to properly fill the cover depressions. Clamp the first band, re-tighten the banding coil and clamp the second band.
4. Please refer to the NAHAD guidelines for detailed instructions.

Banding coil selection
› For 2" ID hose use 2" ID banding coil.
› For 3" ID hose use 3" ID banding coil.
› For 4" ID hose use 4" ID banding coil.

[1] NAHAD (National Association of Hose and Accessories Distributors)
[2] ARPM (Association for Rubber Products Manufacturers)

Air & Multipurpose
General Purpose
Heavy Duty
Push-on
Chemical Transfer
Cleaning Equipment
Food & Beverage Transfer
Food Washdown
Marine
Material Handling
Abrasives
Bulk Transfer
Cement & Concrete
Mining
Petroleum
Aircraft Fueling
Dispensing
Dock
Rig Supply
Transfer Discharge
Transfer S&D
Specialty
Steam
Vacuum
Water
Discharge
Suction & Discharge
Washdown
Garden
Welding
Coupling Systems
Equipment
Appendix

General Information

Air & Multipurpose
General Purpose
Heavy Duty
Push-on

Chemical Transfer

Cleaning Equipment

Food & Beverage Transfer

Food Washdown

Marine

Material Handling
Abrasives
Bulk Transfer
Cement & Concrete

Mining

Petroleum
Aircraft Fueling
Dispensing
Dock
Rig Supply
Transfer Discharge
Transfer S&D

Specialty

Steam

Vacuum

Water
Discharge
Suction & Discharge
Washdown
Garden

Welding

Coupling Systems

Equipment

Appendix

Basic Hose Construction

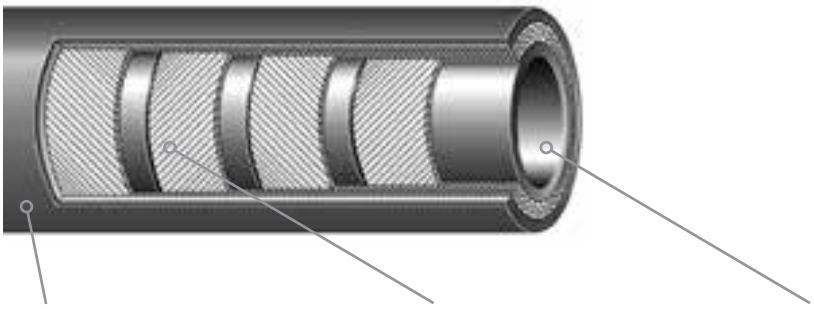

Cover The cover is the outermost or visible area of the hose. It is designed to be a protective covering against wear, abrasion, cuts, weather, and the general destructive action encountered in normal service.

Body or Carcass The body reinforcement is the supporting structure of the hose. It can range from simple to complex combinations and consists of cord, yarn, fabric, wire or any combination of these.

Tube Or Lining The tube is the inner-most element of a hose and is compounded to provide resistance to the material being carried. With the wide range of rubber compounds available, a hose can be built to withstand abrasive materials, chemicals, oil and a wide variety of other materials.

The Four Basic Methods Of Hose Construction

Although we make more than 2,000 types of hose for specialized applications, there are only four basic construction methods used. Since each of these four methods embodies certain fundamental characteristics that make it particularly suitable for certain functions, an understanding of these methods may assist you in making the best use of this catalog. Keep in mind that a reference to any one of these types of construction will imply all the characteristics and benefits outlined here, plus specific features attained through the proper compounding of rubber, choice materials and variation in plies and thickness to ensure that each hose is exactly right for the job for which it is designed.

Type 1

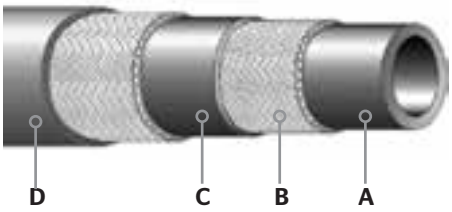

Type 1: Vertical Braided Hose
Entire hose length cured in one operation.

A. Extruded seamless tube.
B. Seamless reinforcing braids of synthetic textile wire or other material applied by high speed vertical or horizontal braiders.
C. Rubber layers between braids establish a positive bond between braids when vulcanized.
D. Extruded, seamless cover.

Type 2

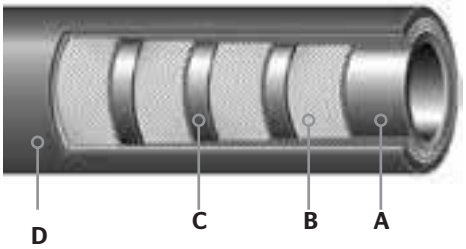

Type 2: Spiral Hose
Built by machine with either textile or wire cord reinforcement applied so that each ply is laid at a given angle for maximum dimensional stability.

A. Extruded or calendered tube.
B. Reinforcement of synthetic textile wire or other material.
C. Rubber layers between reinforcement plies to establish a positive bond.
D. Cover.

General Information

The Four Basic Methods Of Hose Construction (continued)

Type 3

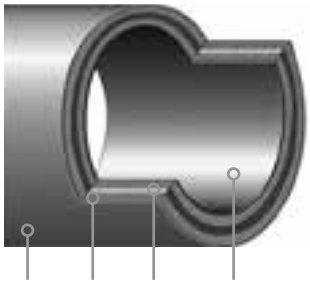

Type 3: Hand-built Spiral-plied Hose
Built by hand on a mandrel. Cured under pressure applied from outside by cloth wraps and steam.

A. Calendered or "built-up" tube to fit service.
B. Tailor-made spiral-wrapped fabric.
C. Wire reinforcement where needed.
D. Cover stock of selected gauge and compound. Wrap cured.

Type 4

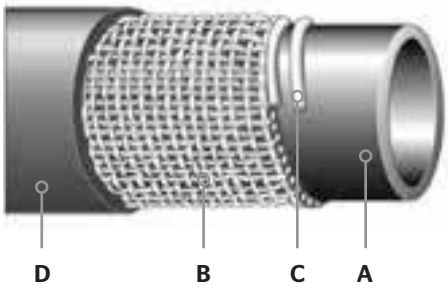

Type 4: Knitted Hose

A. Extruded seamless tube.
B. Seamless woven textile jacket.
C. Interwoven wire helix reinforcement where needed.
D. Extruded seamless cover.

Advantages

TYPE 1 Braided Hose
Flexible with a high resistance to kinking. Cover is either smooth or wrapped. Available in long, continuous lengths with excellent tensile strength.

TYPE 2 Spiral Hose
Extremely flexible. Smooth bore, uniform tube. High strength with long length capability.

TYPE 3 Hand-built Spiral-plied Hose
Craftsman-built to special requirements. A wide variation in sizes, constructions and materials available. Built-in strength to fit most rugged job requirements. Couplings, fittings, nipples, flanges and beaded ends can be built-in. Available in lengths up to 50 feet and in sizes up to 18 inches. On larger diameters, consult your Continental sales representative.

Air & Multipurpose
General Purpose
Heavy Duty
Push-on
Chemical Transfer
Cleaning Equipment
Food & Beverage Transfer
Food Washdown
Marine
Material Handling
Abrasives
Bulk Transfer
Cement & Concrete
Mining
Petroleum
Aircraft Fueling
Dispensing
Dock
Rig Supply
Transfer Discharge
Transfer S&D
Specialty
Steam
Vacuum
Water
Discharge
Suction & Discharge
Washdown
Garden
Welding
Coupling Systems
Equipment
Appendix

General Information

Definitions of Hose Ends

Air & Multipurpose
General Purpose
Heavy Duty
Push-on

Chemical Transfer

Cleaning Equipment

Food & Beverage Transfer

Food Washdown

Marine

Material Handling
Abrasives
Bulk Transfer
Cement & Concrete

Mining

Petroleum
Aircraft Fueling
Dispensing
Dock
Rig Supply
Transfer Discharge
Transfer S&D

Specialty

Steam

Vacuum

Water
Discharge
Suction & Discharge
Washdown
Garden

Welding

Coupling Systems

Equipment

Appendix

Plain End



All hose construction elements (including wire, if wire is used as a reinforcing member) are exposed. The hose always has the same inside diameter throughout. In the case of certain hand-built specifications having wire reinforcement, the wire and fabric reinforcement are not exposed. All vertical spiral hose is available only with plain ends. Horizontal spiral and wrapped ply machine-built hose is furnished with plain ends unless otherwise specified in the price book.

Built-In Nipple End

The hose end is integrally built around and bonded to the nipple body. The hose reinforcing materials are also anchored to the nipple. The nipples used are generally fabricated from pipe. Nipples made from standard pipe will be full bore only when pipe 12" and under is used since nominal pipe sizes over 12" are described by pipe OD and not ID. Available only in hand-built hose constructions.

Swaged End

Primarily used on petroleum OS&D dock hose as an alternative to built-in nipples. The steel (carbon or stainless) stem/coupling accommodates threaded, slip-on or welded flanged ends. Stem/coupling is attached to hose with swaged steel ferrule over the cover.

Enlarged End

The hose end is enlarged to accommodate the outside diameter of the shank of a fitting plus the depth of the shank. The helical wire is terminated at the enlarged end.
The inside diameter of a "standard" enlarged end is the same dimension as the outside diameter of the same nominal pipe size. (Example: 6" ID hose enlarged to 6⅝" at the end handles a 6" size pipe which has a 6⅝" OD.) Normally used in hand-built hose constructions.

General Information

Definitions of Hose Ends

Integral Rubber Tapered Nozzle End

The inside diameter and the outside diameter of the hose end are gradually tapered down to form a nozzle. The hose reinforcement is also extended to the end of the nozzle. A rubber end cap is then added to protect the reinforcement and properly shape the nozzle. This type of nozzle is available only in non-wire inserted horizontal spiral and wrapped ply machine-built hose.

Rubber Beaded End

Forms a flared bell shape, molded as an integral part of the hose. The reinforcing fabric of the hose body is extended beyond the straight portion of the hose and anchored around a circular steel reinforcing ring. A reattachable split malleable iron flange is placed behind the rubber bead to act as a metal bearing surface for bolt heads and nuts. Bolts used to connect mating flanges pass over the outside diameter of the beaded end. Normally used in hand-built hose constructions.

Integral Rubber Flanged End

Shaped similar to a metal pipe flange. It is molded as an integral part of the hose with the tube, fabric reinforcement (not wire) and cover extending to the outside diameter of the rubber flange. The rubber flange has holes to match customer requirements. In addition, solid metal "backup" rings (drilled to match the rubber flange holes) are always placed behind the rubber flange to provide a metal bearing surface for bolt heads and nuts. Available only in hand-built hose constructions.

Soft End

The helical wire reinforcement is terminated several inches back from the end of the hose. When a hose has either a corrugated cover or tube (or both), a soft end is generally used and always has a smooth inside diameter and outside diameter. Normally used in hand-built hose constructions.

Air & Multipurpose
General Purpose
Heavy Duty
Push-on

Chemical Transfer

Cleaning Equipment

Food & Beverage Transfer

Food Washdown

Marine

Material Handling
Abrasives
Bulk Transfer
Cement & Concrete

Mining

Petroleum
Aircraft Fueling
Dispensing
Dock
Rig Supply
Transfer Discharge
Transfer S&D

Specialty

Steam

Vacuum

Water
Discharge
Suction & Discharge
Washdown
Garden

Welding

Coupling Systems

Equipment

Appendix

General Information

Air & Multipurpose
General Purpose
Heavy Duty
Push-on
Chemical Transfer
Cleaning Equipment
Food & Beverage Transfer
Food Washdown
Marine
Material Handling
Abrasives
Bulk Transfer
Cement & Concrete
Mining
Petroleum
Aircraft Fueling
Dispensing
Dock
Rig Supply
Transfer Discharge
Transfer S&D
Specialty
Steam
Vacuum
Water
Discharge
Suction & Discharge
Washdown
Garden
Welding
Coupling Systems
Equipment
Appendix

Design Ratio – Association for Rubber Products Manufacturers Design Considerations

Reprinted from ARPM hose handbook IP-2-2015

Design Ratio

A ratio used to establish the working pressure of the hose, based on the burst strength of the hose.

Design Considerations

In designing hose, it is customary to develop a design ratio, which is the ratio between the minimum burst pressure and the maximum working pressure (WP).

Burst test data is compiled, and the minimum value is established by accepted statistical techniques. This is done as a check on theoretical calculations, based on the strength of reinforcing materials and on the characteristics of the method of fabrication.

Minimum burst values are used as one factor in establishing a reasonable and safe maximum working pressure.

Maximum Working Pressure is One of the Essential Operating Characteristics that a Hose User Must Know and Respect to Assure Satisfactory Service and Optimum Life.

It should be noted that design ratios are dependent on more than the minimum burst value. The hose technologist must anticipate natural decay in the strength of reinforcing materials, the accelerated decay induced by the anticipated environments in which the hose will be used and the dynamic situations that a hose might likely encounter in service.

Including all considerations, the following design ratios should be considered minimum requirements for newly manufactured hose:

Design Ratio	Hose Type
2:1	Hose for the delivery of cement, concrete, plaster and grout designed to ASME B30.27
3:1	Water hose up to 1 MPa (150 psi) WP
4:1	Hose for all other liquids, solid materials suspended in liquids or air and water hose over 1 MPa (150 psi) WP
	Hose for compressed air and other gases
5:1	Hose for liquid media that immediately changes into gas under standard atmospheric conditions
10:1	Steam hose

General Information

Standards Certifications

Compliant with standards and accepted practices designed by industry experts for the sanitary design, fabrication, installation and cleanability of dairy and food equipment or systems used to handle, process and package consumable products where a high degree of sanitation is required to prevent contamination.

A classification society, with a mission to promote the security of life, property and the natural environment, primarily through the development and verification of standards for the design, construction and operational maintenance of marine-related facilities.

A non-profit organization that oversees the development of voluntary consensus standards for products, services, processes, systems and personnel in the U.S. They also coordinate U.S. standards with international standards so that American products can be used worldwide. ANSI accredits standards that are developed by representatives of other standards organizations, government agencies, consumer groups, companies and others. These standards ensure that the characteristics and performance of products are consistent, that people use the same definitions and terms, and that products are tested the same way.

The largest U.S. trade association for the oil and natural gas industry. It functions on behalf of the industry in the establishment and certification of industry standards.

Its core mission has been designed to provide waste reduction, benchmarking, networking, international management of product standards and educational opportunities to its member executives.

ASME is one of the oldest standards-developing organizations in America. It produces approximately 600 codes and standards covering many technical areas, such as fasteners, plumbing fixtures, elevators, pipelines and power plant systems and components. ASME standards are developed by committees of subject matter experts using an open, consensus-based process. Many ASME standards are cited by government agencies as tools to meet their regulatory objectives. ASME standards are therefore voluntary unless the standards have been incorporated into a legally binding business contract or incorporated into regulations enforced by an authority having jurisdiction, such as a federal, state or local government agency. ASME's standards are used in more than 100 countries.

An international standards organization that develops and publishes voluntary consensus technical standards for a wide range of materials, products, systems and services. Some 12,575 ASTM voluntary consensus standards operate globally.

The German Federal Institute for Risk Assessment approved list of natural and synthetic rubbers and their requirements to be used in food commodities.

Air & Multipurpose
General Purpose
Heavy Duty
Push-on
Chemical Transfer
Cleaning Equipment
Food & Beverage Transfer
Food Washdown
Marine
Material Handling
Abrasives
Bulk Transfer
Cement & Concrete
Mining
Petroleum
Aircraft Fueling
Dispensing
Dock
Rig Supply
Transfer Discharge
Transfer S&D
Specialty
Steam
Vacuum
Water
Discharge
Suction & Discharge
Washdown
Garden
Welding
Coupling Systems
Equipment
Appendix

General Information

Air & Multipurpose
General Purpose
Heavy Duty
Push-on

Chemical Transfer

Cleaning Equipment

Food & Beverage Transfer

Food Washdown

Marine

Material Handling
Abrasives
Bulk Transfer
Cement & Concrete

Mining

Petroleum
Aircraft Fueling
Dispensing
Dock
Rig Supply
Transfer Discharge
Transfer S&D

Specialty

Steam

Vacuum

Water
Discharge
Suction & Discharge
Washdown
Garden

Welding

Coupling Systems

Equipment

Appendix

Standards Certifications (continued)

Standards produced by the BSI Group which is incorporated under a Royal Charter. The BSI Group produces British Standards under the authority of the Charter, which lays down as one of the BSI's objectives to set up standards of quality for goods and services. They also prepare and promote the general adoption of British Standards and schedules in connection therewith and from time to time to revise, alter and amend such standards and schedules as experience and circumstances require.

An international certification agency. In addition to certifications, they provide health, safety and environmental (HSI) expertise.

Meets the standard set by California Air Resource Board for low permeation performance and is compatible with the Assist Phase II EVR Systems.

The CE marking indicates that the manufacturer or importer claims compliance with the relevant EU legislation applicable to a product, regardless of where it's manufactured. By affixing the CE marking on a product, a manufacturer is declaring, as its sole responsibility, conformity with all of the legal requirements to achieve CE marking. This allows free movement and sale of the product throughout the European Economic Area.

The compressed Gas Association is an ANSI-accredited standards developing organization working directly with federal, state and provincial agencies to promote safe and responsible practices and regulations. They establish safety standards, safety information and warnings about the chemical or physical properties of gases and their containers.

CSA is authorized by the Canadian government to approve and certify electrical products in accordance with the "Canadian Electrical Code." A CSA-listed product means a product has been tested and meets applicable standards for safety and/or performance, including the applicable standards written or administered by the American National Standards Institute (ANSI), Underwriters Laboratories (UL), Canadian Standards Association (CSA), NSF International (NSF) and others.

Standard requirements cover hose and hose assemblies, including vapor recovery hose and assemblies, for use on dispensing devices for flammable liquids. A flammable liquid (gasoline and diesel) hose assembly consists of flexible hose and fittings suitable for attachment to flammable liquid dispensing equipment. The term "gasoline" includes gasoline with small amounts of additives such as detergents, solvents for detergents, anti-icing chemicals and gasoline with up to 15 percent ethanol. Meets Canadian safety requirements for electrical code.

An international accredited registrar and classification society providing services for several industries including maritime, renewable energy, oil and gas, electrification, food and beverage and healthcare. It is also the largest technical consultancy and supervisory to the global renewable energy (particularly wind, wave, tidal and solar) and oil and gas industry—65% of the world's offshore pipelines are designed and installed to DNV GL's technical standards.

General Information

Standards Certifications (continued)

An agency of the federal government of the United States which was created for the purpose of protecting human health and the environment by writing and enforcing regulations based on laws passed by Congress. It has the responsibility of maintaining and enforcing national standards under a variety of environmental laws, in consultation with state, tribal and local governments. It delegates some permitting, monitoring and enforcement responsibility to U.S. states and the federally recognized tribes.

Hose composition consists of Food and Drug Administration-approved materials for use in the direct contact of food products.

The International Organization for Standardization is an independent, non-government organization made up of the standards organizations of 163 member countries. It is the world's largest developer of voluntary international standards and facilitates world trade by providing common standards between nations. Over twenty thousand standards have been set, covering everything from manufactured products and technology to food safety, agriculture and healthcare. Use of the standards aids in the creation of products and services that are safe, reliable and of good quality. The standards help businesses increase productivity while minimizing errors and waste. By enabling products from different markets to be directly compared, they facilitate companies in entering new markets and assist in the development of global trade on a fair basis. The standards also serve to safeguard consumers and the end-users of products and services, ensuring that certified products conform to the minimum standards set internationally.

A technical and business services organization and a maritime classification society dedicated to research and education in the science of engineering. They look to enhance the safety of life, property and the environment by helping clients to ensure the quality construction and operation of critical infrastructure.

Meets the guidelines set by the Mine Safety and Health Administration to ensure the safety and health of users while using products in a mining application.

Professional organization for the corrosion industry publishing standard practice, test method and material requirements standards for use by industry and other corrosion societies.

Promotes highly professional business and product standards and ethical conduct in dealing with customers, suppliers and competitors. Includes companies worldwide, engages in the distribution and manufacture of all types of hose, tubing, couplings, fittings, clamps and related accessories serving the industrial marketplace.

American industry trade association serving as a forum where all fluid power channel partners work together to advance fluid power technology, strengthen the fluid power industry and foster members' success.

Air & Multipurpose
General Purpose
Heavy Duty
Push-on
Chemical Transfer
Cleaning Equipment
Food & Beverage Transfer
Food Washdown
Marine
Material Handling
Abrasives
Bulk Transfer
Cement & Concrete
Mining
Petroleum
Aircraft Fueling
Dispensing
Dock
Rig Supply
Transfer Discharge
Transfer S&D
Specialty
Steam
Vacuum
Water
Discharge
Suction & Discharge
Washdown
Garden
Welding
Coupling Systems
Equipment
Appendix

General Information

Air & Multipurpose
General Purpose
Heavy Duty
Push-on

Chemical Transfer

Cleaning Equipment

Food & Beverage Transfer

Food Washdown

Marine

Material Handling
Abrasives
Bulk Transfer
Cement & Concrete

Mining

Petroleum
Aircraft Fueling
Dispensing
Dock
Rig Supply
Transfer Discharge
Transfer S&D

Specialty

Steam

Vacuum

Water
Discharge
Suction & Discharge
Washdown
Garden

Welding

Coupling Systems

Equipment

Appendix

Standards Certifications (continued)

If you manufacture, sell or distribute water treatment or distribution products in North America, your products are required to comply with NSF/ANSI 61: Drinking Water System Components—Health Effects by most governmental agencies that regulate drinking water supplies.

Voluntary association of oil companies that have an interest in the shipment and terminalling of crude oil and oil products. Their mission is to be the foremost authority on the safe and environmentally responsible operation of oil tankers and terminals, promoting continuous improvement in standards of design and operation.

Leading trade association for the United Kingdom's offshore oil and gas industry. They develop and deliver industry-wide initiatives and programs engaging with governments and other external organizations.

Ratings are determined on two factors, permeability and fire resistance. Particularly with volatile gasoline, permeability is a concern due to vapor buildup. This rating system is used exclusively for marine hose and it provides the following grades: A1—fuel feed hose; has a fire-resistant cover; is designed to have fuel in the hose at all times. Least permeable with highest fire resistance. A2—fuel vent hose; has a fire resistant cover; is not designed to have fuel in the hose at all times. B1—fuel feed hose; without fire resistant cover; is designed to have fuel in the hose at all times; intended for non-enclosed spaces. Diesel engines or above deck outboard gasoline applications. B2—fuel vent hose; without fire-resistant cover; is not designed to have fuel in the hose at all times. Diesel vent lines.

UL are the leading organization for "electrical safety" in the U.S., an important member of all boards of the "National Electrical Code" and substantially involved in harmonizing international IEC standards. The UL-listed products means that UL has tested and evaluated representative samples of that product and determined that they meet UL requirements.

Follows federal regulations for marine components safety requirements.

Hose meets the guidelines set by the U.S. Department of Agriculture to convey food products safely by being FDA certified.

A federal Cabinet department of the U.S. government concerned with transportation. Its mission is to serve the United States by ensuring a fast, safe, efficient, accessible and convenient transportation system that meets the vital national interests and enhances the quality of life of the American people, today and into the future.

Hose meets the guidelines set by the U.S. Pharmacopeial Convention to maintain the purity and quality of product being conveyed.

General Information

Hose Testing Methods

Reprinted from ARPM hose handbook IP-2-2015

Safety Warning

Testing can be dangerous and should be done only by trained personnel using proper tools and procedures. Failure to follow such procedures might result in damage to property and/or serious bodily injury.

The Association for Rubber Products Manufacturers (ARPM) recognizes, accepts and recommends the testing methods of the American Society for Testing and Materials (ASTM).

Unless otherwise specified, all hose tests are to be conducted in accordance with ASTM Method No. D-380 (latest revision). Where an ASTM D-380 test is not available, another test method should be selected and described in detail.

ARPM participates with ASTM under the auspices of the American National Standards Institute (ANSI) in Technical Committee 45 (TC45) of The International Organization for Standardization (ISO) in developing both hose product and hose test method standards. Many of the hose test method standards published by ISO duplicate or closely parallel those shown in ASTM D-380. Many are unique and, in those cases, the ARPM may be able to provide the necessary test standard references which may be purchased from the ANSI.

Hydrostatic Pressure Tests

Hydrostatic pressure tests are classified as follows:

1. Destructive Type

a. Burst test b. Hold test

Destructive Tests

Destructive tests are conducted on short specimens of hose, normally 18 inches (460 mm) to 36 inches (915 mm) in length—and, as the name implies, the hose is destroyed in the performance of the test.

a. Burst pressure is recorded as the pressure at which actual rupture of a hose occurs.

b. A hold test, when required, is a means of determining whether weakness will develop under a given pressure for a specified period of time.

2. Non-Destructive Type

a. Proof pressure test
b. Change in length test (elongation or contraction)
c. Change in outside diameter or circumference test
d. Warp test
e. Rise test
f. Twist test
g. Kink test
h. Volumetric expansion test

Air & Multipurpose
General Purpose
Heavy Duty
Push-on
Chemical Transfer
Cleaning Equipment
Food & Beverage Transfer
Food Washdown
Marine
Material Handling
Abrasives
Bulk Transfer
Cement & Concrete
Mining
Petroleum
Aircraft Fueling
Dispensing
Dock
Rig Supply
Transfer Discharge
Transfer S&D
Specialty
Steam
Vacuum
Water
Discharge
Suction & Discharge
Washdown
Garden
Welding
Coupling Systems
Equipment
Appendix

General Information

Air & Multipurpose
General Purpose
Heavy Duty
Push-on

Chemical Transfer

Cleaning Equipment

Food & Beverage Transfer

Food Washdown

Marine

Material Handling
Abrasives
Bulk Transfer
Cement & Concrete

Mining

Petroleum
Aircraft Fueling
Dispensing
Dock
Rig Supply
Transfer Discharge
Transfer S&D

Specialty

Steam

Vacuum

Water
Discharge
Suction & Discharge
Washdown
Garden

Welding

Coupling Systems

Equipment

Appendix

Hose Testing Methods
Hydrostatic Pressure Tests (continued)

Non-Destructive Tests

Non-destructive tests are conducted on a full length of a hose or hose assembly. These tests are for the purpose of eliminating hose with defects which cannot be seen by visual examination or in order to determine certain characteristics of the hose while it is under internal pressure.

a. **A proof pressure test** is normally applied to hose for a specified period of time. On new hose, the proof pressure is usually 50% of the minimum specified burst except for woven jacket fire hose where the proof pressure is twice the service test pressure marked on the hose (67% of specified minimum burst). Hydrostatic tests performed on fire hose in service should be no higher than the service test pressure referred to above. The regulation of these pressures is extremely important so that no deteriorating stresses will be applied, thus weakening a normal hose.

b. With some type of hose, it is useful to know how a hose will act under pressure. All change in length tests, except when performed on wire braid or wire spiraled hose, are made with original length measurements taken under a pressure of 10 psi (0.069 MPa). The specified pressure, which is normally the proof pressure, is applied and immediate measurement of the characteristics desired are taken and recorded.
Percent length change (elongation or contraction) is the difference between the length at 10 psi (0.069 MPa) (except wire braided or wire spiraled) and that of the proof pressure times 100 divided by the length at 10 psi (0.069 MPa). Elongation occurs if the length of the hose under the proof pressure is greater than at a pressure of 10 psi (0.069 MPa). Contraction occurs if the length at the proof pressure is less than at 10 psi (0.069 MPa). In testing wire braided or spiraled hose, the proof pressure is applied and the length recorded. The pressure is then released and, at the end of 30 seconds, the length is measured; the measurement obtained is termed the "original length."

c. **Percent change in outside diameter or circumference** is the difference between the outside diameter or circumference at 10 psi (0.069 MPa) and that obtained under the proof pressure times 100 divided by the outside diameter or circumference at 10 psi (0.069 MPa). Expansion occurs if the measurement at the proof pressure is greater than at 10 psi (0.069 MPa). Contraction occurs if the measurement at the proof pressure is less than at 10 psi (0.069 MPa).

d. **Warp** is the deviation from a straight line drawn from fitting to fitting; the maximum deviation from this line is warp. First, a measurement is taken at 10 psi (0.069 MPa) and then again at the proof pressure. The difference between the two, in inches, is the warp. Normally this is a feature measured on woven jacket fire hose only.

e. **Rise** is a measure of the height a hose rises from the surface of the test table while under pressure. The difference between the rise at 10 psi (0.069 MPa) and at the proof pressure is reported to the nearest 0.25 inch (6.4 mm). Normally, this is a feature measured on woven jacket fire hose only.

f. **Twist** is a rotation of the free end of the hose while under pressure. A first reading is taken at 10 psi (0.069 MPa) and a second reading at proof pressure. The difference, in degrees, between the 10 psi (0.069 MPa) base and that at the proof pressure is the twist. Twist is reported as right twist (to tighten couplings) or left twist. Standing at the pressure inlet and looking toward the free end of a hose, a clockwise turning is "right twist" and counterclockwise is "left twist."

g. **Kink test** is a measure of the ability of woven jacket hose to withstand a momentary pressure while the hose is bent back sharply on itself at a point approximately 18 inches (457 mm) from one end. The test is made at pressures ranging from 62% of the proof pressure on sizes 3 inches (76 mm) and 3.5 inches (89 mm) to 87% on sizes under 3 inches (76 mm). This is a test applied to woven jacket fire hose only.

h. **Volumetric expansion test** is applicable only to specific types of hose, such as hydraulic or power steering hose, and is a measure of its volumetric expansion under ranges of internal pressure.

General Information

Electrical Resistance Tests for Hose and Hose Assemblies

1.0 Purpose

This procedure specifies methods for performing electrical resistance tests on rubber and/or plastic hose and hose assemblies.

2.0 Scope

These procedures are intended to test electrical conductive, antistatic and non-conductive (insulating) hoses, along with electrical continuity or discontinuity between fittings.

Warning

Hydraulic hoses used on power and telephone mobile equipment should be tested to SAE 100R8 requirements.

3.0 Definitions

3.1 Antistatic Hose - Antistatic hose constructions are those that are capable of dissipating the static electricity buildup that occurs during the high velocity flow of material through a hose.

3.2 Conductive Hose – Conductive hose constructions are those that are capable of conducting an electrical current.

3.3 Direct Current (DC): Flow of electrical current in one direction at a constant rate.

3.4 Electrical Conductivity: A measure of the ease with which a material is capable of conducting an electrical current. Conductivity = 1/Resistance.

3.5 Electrical Resistance: Property of an object to resist or oppose the flow of an electrical current.

3.6 Non-Conductive (Insulating) Hose: Non-conductive hose constructions are those that resist the flow of electrical current.

3.7 Ohm's Law: The electrical current, "I," is equal to the applied voltage, "V," divided by the resistance, "R." In practical terms, the higher the electrical resistance at a constant voltage, the lower the electrical current flow through an object.

3.8 Ohm: The amount of resistance that limits the passage of current to one ampere when a voltage of one volt is applied to it.

4.0 Apparatus

4.1 Test Instruments: All test instruments should have a gauge reliability and reproducibility (R&R) of less than 30%. Some instruments made to measure high electrical resistance may have an internal protection circuit built-in, which will cause test errors in the less than one megohm range.

During the test, no more than 3 watts (W) should be dissipated in the specimen to prevent erroneous results due to effects of temperature. The power dissipated should be determined by the square of the open-circuit voltage divided by the measured resistance, see formula 1 (Power Dissipation).

$$1)\ \text{Power Dissipation} = \frac{(\text{Voltage})2}{\text{Resistance in ohms}}$$

To determine the electrical resistance of non-conductive hose, the test should be made with an instrument designed specifically for measuring insulation resistance, having a nominal open-circuit voltage of 500 volts DC, or with any other instrument known to give comparable results. For measuring electrical discontinuity, a 1,000 volt DC source may be used instead of a 500 volt DC source.

For hoses with a conductive tube or cover, the resistance values obtained may vary with the applied voltage, and errors may occur at low-test voltages. As a starting point, an ohmmeter (9-volt) can be used. For tests requiring measurement of electrical continuity between end fittings or through continuous internal or external bonded wires, the instrument used should be an ohmmeter (9-volt).

Air & Multipurpose
General Purpose
Heavy Duty
Push-on
Chemical Transfer
Cleaning Equipment
Food & Beverage Transfer
Food Washdown
Marine
Material Handling
Abrasives
Bulk Transfer
Cement & Concrete
Mining
Petroleum
Aircraft Fueling
Dispensing
Dock
Rig Supply
Transfer Discharge
Transfer S&D
Specialty
Steam
Vacuum
Water
Discharge
Suction & Discharge
Washdown
Garden
Welding
Coupling Systems
Equipment
Appendix

General Information

Air & Multipurpose
General Purpose
Heavy Duty
Push-on

Chemical Transfer

Cleaning Equipment

Food & Beverage Transfer

Food Washdown

Marine

Material Handling
Abrasives
Bulk Transfer
Cement & Concrete

Mining

Petroleum
Aircraft Fueling
Dispensing
Dock
Rig Supply
Transfer Discharge
Transfer S&D

Specialty

Steam

Vacuum

Water
Discharge
Suction & Discharge
Washdown
Garden

Welding

Coupling Systems

Equipment

Appendix

Electrical Resistance Tests for Hose and Hose Assemblies (continued)

4.2 Electrodes and Contacts: When the test procedure calls for contact with the hose cover, electrodes should be formed around the outer circumference of the hose as bands 25 mm +2 mm, 0 mm (1"+1/16", 0") wide by applying silver lacquer/conductive liquid and metallic copper foil tape (i.e., 3M Scotch brand) as shown in Figure 6-1. When a conductive silver lacquer (i.e. Colloidal Silver Liquid is available from Ted Pella, Inc. catalog #16031) is used, the surface resistance between any two points on a sample of the dried film should not exceed 100 Ω. When a conductive liquid is used, the electrode contact area should be completely wetted and should remain so until the end of the test.

The conductive liquid should consist of:
› Anhydrous polyethylene glycol of relative molecular mass 600: 800 parts by mass
› Water: 200 parts by mass
› Wetting agent: 1 part by mass
› Potassium chloride: 10 parts by mass

When the test procedure calls for contact with the hose tube, it is preferable to use a copper plug of external diameter equal to or slightly greater than the hose ID or a steel hose stem, coated with the conducting liquid, and pushed 25 mm (1") into the hose. An alternative for 50 mm (2") and above hose would be to apply the conductive silver lacquer onto the hose ID, then insert the plug or hose stem. The electrical leads from the test instrument should be clean and they should make adequate contact with the metallic copper foil and/or copper plugs/hose stems.

5.0 Preparation and Cleaning for Test

The surfaces of the hose should be clean. If necessary, the hose surface may be cleaned by rubbing with Fuller's earth (magnesium aluminum silicate) and water, followed by a distilled water rinse, then allowing the hose to dry in a non-contaminating environment. Do not use organic materials that attack or swell the rubber, and do not buff or abrade the test surfaces.

The surface of the hose should not be deformed either during the application of the contacts or during the test. When using test pieces, the supports should be outside the test length. When using a long length of hose, the hose should be uncoiled and laid out straight on polyethylene or other suitable insulating material. Care should be taken to ensure that the hose is insulated from any electrical leakage path along the length of the hose.

6.0 Test Conditions

For lab testing, the hose or hose assemblies should be conditioned for at least 16 hours at +23° C ± 2°C (73.4°F ± 3.6°F) with a relative humidity not to exceed 70%. However, it is permissible, by agreement between the supplier and the customer, to use the conditions prevailing in the factory, warehouse or laboratory, provided that the relative humidity does not exceed 70%.

7.0 Test Pieces

Prepare three test pieces approximately 300 mm (12") long from samples taken at random from a production run or lot. Condition the test pieces per section 6.0.

Place the test piece on blocks of polyethylene, or other insulating material, to provide a resistance of greater than 100 Ω between the test piece and the surface on which the blocks are supported. Ensure that the leads from the instrument do not touch each other, the hose or any part except the terminal to which each is connected.

Avoid breathing on the test surfaces and thus creating condensation that may lead to inaccuracies.

8.0 Procedure for hose with conducting tube

Apply the electrodes as specified to the inside surface of the hose at each end of the hose. The edge of the electrode plug should be coincident with the end of the hose. When using a conductive liquid, care should be taken to avoid creating a leakage path between the tube and the reinforcement or cover of the hose.

Apply the metal contacts to the electrodes.

Apply the test voltage (9-V) and measure the resistance 5 seconds ± 1 second after the voltage is applied.

Note: In previous editions of the Hose Handbook, this method was referred to as the Plug Method.

General Information

Electrical Resistance Tests for Hose and Hose Assemblies (continued)

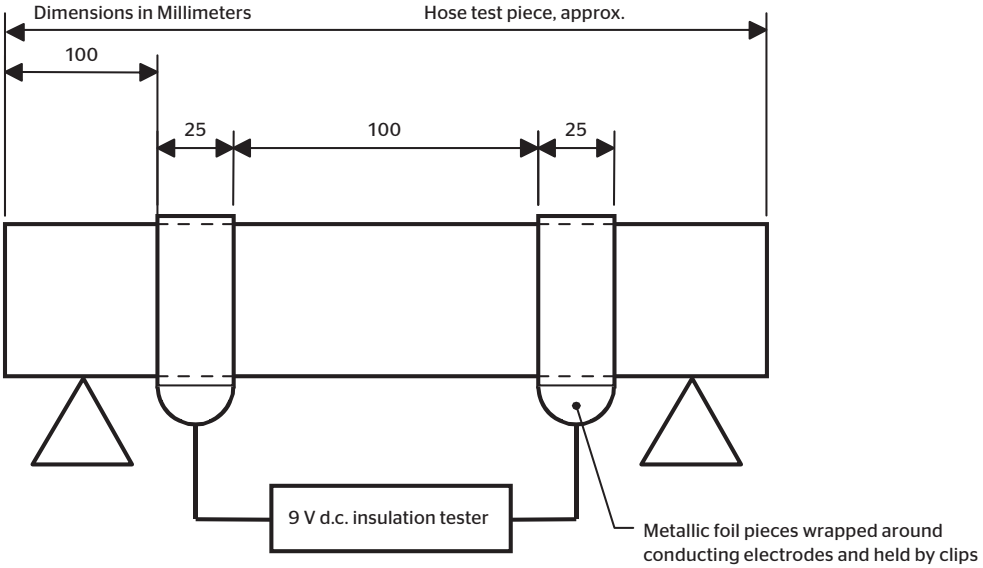

Figure 6-1 – Electrodes and contacts for testing hose

9.0 Procedure for hose with conducting cover

Apply the electrodes as specified to the outer circumference of the hose at each hose end. See Figure 6-1.

Ensure that contact is maintained with the electrodes around the circumference and that the contact pieces are sufficiently long enough for the two free ends to be held securely by a tensioning clip (see Figure 6-1) such that the fit of the electrodes is as tight as possible.

Apply the metal contacts.

Apply the test voltage (9-V) and measure the resistance 5 seconds ± 1 second after the voltage is applied.

10.0 Procedure for hose with conducting or non-conducting compounds throughout

Apply the electrodes as specified on the inside surface at one end of the hose (end "A") and on the outside surface at the other end of the hose (end "B").

Apply the metal contacts to the electrodes.

Apply the test voltage (9-V for conductive compounds and 500-V for non-conductive compounds) and measure the resistance for 5 seconds + 1 second after the voltage is applied.

Alternative method for non-conductive hose – Nail or "Pot Room" Method.
Conduct this test as follows:

1. Cut sample hose, 24 inches long
2. Assure that both inside and outside of the hose are free of oil, dirt, etc.
3. Pierce sample ends with clean nails, as shown in Fig. 6-2.
4. Connect nails to 1000-V DC power source and megohm meter or 1000-V "megger" as shown in Fig. 6-2.
5. Record total resistance, in megohms.
6. Measure "test length" as shown in Fig. 6-2.
7. Divide total resistance by test length to get megohms per inch.

Air & Multipurpose
General Purpose
Heavy Duty
Push-on
Chemical Transfer
Cleaning Equipment
Food & Beverage Transfer
Food Washdown
Marine
Material Handling
Abrasives
Bulk Transfer
Cement & Concrete
Mining
Petroleum
Aircraft Fueling
Dispensing
Dock
Rig Supply
Transfer Discharge
Transfer S&D
Specialty
Steam
Vacuum
Water
Discharge
Suction & Discharge
Washdown
Garden
Welding
Coupling Systems
Equipment
Appendix

General Information

Air & Multipurpose
General Purpose
Heavy Duty
Push-on

Chemical Transfer

Cleaning Equipment

Food & Beverage Transfer

Food Washdown

Marine

Material Handling
Abrasives
Bulk Transfer
Cement & Concrete

Mining

Petroleum
Aircraft Fueling
Dispensing
Dock
Rig Supply
Transfer Discharge
Transfer S&D

Specialty

Steam

Vacuum

Water
Discharge
Suction & Discharge
Washdown
Garden

Welding

Coupling Systems

Equipment

Appendix

Electrical Resistance Tests for Hose and Hose Assemblies (continued)

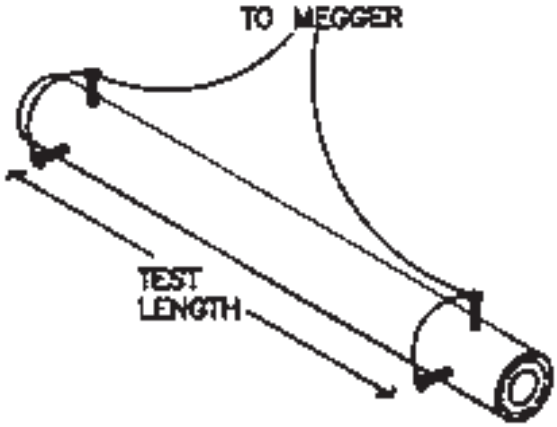

Figure 6-2 – Nail or “Pot Room" Test

11.0 Procedure for hose assemblies fitted with metal end fittings

When it is required that the resistance of a hose assembly be measured, the leads of the test instrument should be attached directly to the metal hose shank (threaded end connection, fixed flange, stub end of a floating flange, etc.) of the metal end fittings.

Some hose, especially thermoplastic hose, have conductive layers within the hose construction. These hose should be tested as assemblies made with fittings and assembly techniques specified by the hose and fitting manufacturer.

Apply the metal contacts to the metal end fittings.

Apply the test voltage (9V) and measure the resistance 5 seconds + 1 second after the voltage is applied.

12.0 Procedure for measurement of electrical continuity

In certain types of hose constructions, electrical continuity is provided between the end fittings by means of a continuous wire or wires bonded to each coupling. When the construction is such that there are internal and external wires, the electrical continuity of both wires should be established.

It is essential that contact resistance between the end fittings and the ohmmeter be minimized.
Apply the metal contacts to the metal end fittings.

Apply the test voltage (9-V) and measure the resistance for 5 seconds + 1 second after the voltage is applied.

General Information

Elastomers Used in the Manufacture of "Rubber Type" Products

Continental Tradename	Industry Designation	Outstanding Feature	Sample Hose
Alphasyn	Modified Cross-Link Polyethylene (Mod XLPE)	Excellent high-temperature chemical resistance.	Tube compound in Viper chemical transfer hose.
Carbryn	Carboxylated Nitrile	Excellent oil and abrasion resistance, good chemical resistance.	Cover compound on multipurpose hose: Gorilla and Ortac. On pressure washer hose: Galvanator and Gauntlet.
Nitrile	Nitrile or Buna-N	Oil, solvent and aromatics resistance.	Tube and cover compound in premium air and multipurpose hose, petroleum transfer hose: Gorilla, Ortac, Flexwing Petroleum.
Chemivic	Nitrile	Oil- and abrasion-resistant compound. Excellent ozone resistance.	Cover compound air/mp hose. Tube compound in food hose: White Flexwing.
Chemrin	Chlorinated Polyethylene (CPE)	Excellent chemical resistance.	Tube compound in chemical hose: Brown Flexwing.
Chlorobutyl	Chlorobutyl	FDA compliant material in food hose. Excellent heat resistance.	Tube compound in food hose and Flexsteel 250 CB Steam Hose.
Flosyn	Viton	Excellent oil and chemical resistance.	Tube compound in Orange Flexwing chemical hose.
Chlorosulfonated Polyethylene	Chlorosulfonated Polyethylene	Chemical-and oil-resistant.	Tube compound in chemical transfer hose: Yellow Flexwing.
Nylon	Nylon	Resistant to many paint sprays, lacquers, thinners, and mild chemicals.	Tube compound in NR Paint Spray.
Omegasyn	EPDM (abrasion-resistant)	Excellent abrasion resistance. Mild chemical resistance.	Cover compound: Viper.
SBR	SBR	Good abrasion resistance.	Tube and cover compound in water suction and discharge hose: Plicord Water S&D.
Pyrosyn	EPDM	Heat-resistant.	Tube compound in Flexsteel 250 Steam and Whitewater, Cover on Flexsteel 250 Steam and Flexsteel 250 CB Steam.

Air & Multipurpose
General Purpose
Heavy Duty
Push-on
Chemical Transfer
Cleaning Equipment
Food & Beverage Transfer
Food Washdown
Marine
Material Handling
Abrasives
Bulk Transfer
Cement & Concrete
Mining
Petroleum
Aircraft Fueling
Dispensing
Dock
Rig Supply
Transfer Discharge
Transfer S&D
Specialty
Steam
Vacuum
Water
Discharge
Suction & Discharge
Washdown
Garden
Welding
Coupling Systems
Equipment
Appendix

General Information

Elastomers Used in the Manufacture of “Rubber Type” Products

Continental Tradename	Industry Designation	Outstanding Feature	Sample Hose
Pliosyn	Ultra-High Molecular Weight Polyethylene	Excellent chemical resistance. Good flexibility properties.	Tube compound in Fabchem chemical hose.
Pliovic	Polyvinyl Chloride	Lightweight, flexible and economical.	Pliovic 250, Spiraflex 1600.
Pureten	Natural Rubber	Excellent abrasion resistance, resilient, tensile strengt and, retains flexibility below 0˚F (-18˚C) (poor ozone).	Tube compound in material handling hose: Blucor, Harvest and Tan Flexwing.
Speclar	Cross-Link Polyethylene	Excellent chemical resistance.	Tube compound in Blue Flexwing chemical hose.
Spirathane	Urethane	Excellent abrasion resistance and good chemical resistance.	Spirathane LD and inner liner of Spirathane HD.
Teflon	Fluorinated Propylene or Teflon	Excellent chemical and petroleum resistance.	Tube compound in Hi-Per Teflon Hose.
TPE	Thermoplastic Elastomer	Heat- and/or cold-resistant, flexible and resistant to solvents.	Premier.
Chemituf Polybutadi-ene	Polybutadiene Blend	Good tensile strength, high elonga-tion, abrasion resistance, nonstatic properties.	Tube compound in Plicord Blast, Plicord Dredge Sleeve, Sand Suction
EPDM	EPDM	Heat- and/or cold-resistant, weather- and ozone-resistant, mild chemical resistance.	Tube and cover compound in multipurpose hose: Frontier. Cover compound on chemical hose: Fabchem.
Weatherex	Butyl	Low permeability to air and gas; outstanding dampening and shock absorption.	Tube compound in chemical transfer hose: Yellow Flexwing.
Wingprene	Polychloroprene	All purpose elastomer; good oil, heat and chemical resistance; very good ozone resistance.	Cover compound in petroleum transfer hose: Super Black Flexwing and Red Flextra.

Air & Multipurpose
General Purpose
Heavy Duty
Push-on
Chemical Transfer
Cleaning Equipment
Food & Beverage Transfer
Food Washdown
Marine
Material Handling
Abrasives
Bulk Transfer
Cement & Concrete
Mining
Petroleum
Aircraft Fueling
Dispensing
Dock
Rig Supply
Transfer Discharge
Transfer S&D
Specialty
Steam
Vacuum
Water
Discharge
Suction & Discharge
Washdown
Garden
Welding
Coupling Systems
Equipment
Appendix

General Information

Temperature Conversion

Locate temperature in middle column. If in ˚C, read ˚F equivalent in right-hand column; if in ˚F, read ˚C in left-hand column.

-459˚ to 0˚			1˚ to 60˚			61˚ to 290˚			300˚ to 890˚			900˚ to 3000˚		
C	CF	F	C	CF	F	C	CF	F	C	CF	F	C	CF	F
-273	-459.4		-17.2	1	33.8	16.1	61	141.8	149	300	572	482	900	1652
-268	-450		-16.7	2	35.6	16.7	62	143.6	154	310	590	488	910	1670
-262	-440		-16.1	3	37.4	17.2	63	145.4	160	320	608	493	920	1688
-257	-430		-15.6	4	39.2	17.8	64	147.2	166	330	626	499	930	1706
-251	-420		-15.0	5	41.0	18.3	65	149.0	171	340	644	504	940	1724
-246	-410		-14.4	6	42.8	18.9	66	150.8	177	350	662	510	950	1742
-240	-400		-13.9	7	44.6	19.4	67	152.6	182	360	680	516	960	1760
-234	-390		-13.3	8	46.4	20.0	68	154.4	188	370	698	521	970	1778
-229	-380		-12.8	9	48.2	20.6	69	156.2	193	380	716	527	980	1796
-223	-370		-12.2	10	50.0	21.1	70	158.0	199	390	734	532	990	1814
-218	-360		-11.7	11	51.8	21.7	71	159.8	204	400	752	538	1000	1832
-212	-350		-11.1	12	53.6	22.2	72	161.6	210	410	770	549	1020	1868
-207	-340		-10.6	13	55.4	22.8	73	163.4	216	420	788	560	1040	1904
-201	-330		-10.0	14	57.2	23.3	74	165.2	221	430	806	571	1060	1940
-196	-320		-9.4	15	59.0	23.9	75	167.0	227	440	824	582	1080	1976
-190	-310		-8.9	16	60.8	24.4	76	168.8	232	450	842	593	1100	2012
-184	-300		-8.3	17	62.6	25.0	77	170.6	238	460	860	604	1120	2048
-179	-290		-7.8	18	64.4	25.6	78	172.4	243	470	878	616	1140	2084
-173	-280		-7.2	19	66.2	26.1	79	174.2	249	480	896	627	1160	2120
-169	-273	-459.4	-6.7	20	68.0	26.7	80	176.0	254	490	914	638	1180	2156
-168	-270	-454	-6.1	21	69.8	27.2	81	177.8	260	500	932	649	1200	2192
-162	-260	-436	-5.6	22	71.6	27.8	82	179.6	266	510	950	660	1220	2228
-157	-250	-418	-5.0	23	73.4	28.3	83	181.4	271	520	968	671	1240	2264
-151	-240	-400	-4.4	24	75.2	28.9	84	183.2	277	530	986	682	1260	2300
-146	-230	-382	-3.9	25	77.0	29.4	85	185.0	282	540	1004	693	1280	2336
-140	-220	-364	-3.3	26	78.8	30.0	86	186.8	288	550	1022	704	1300	2372
-134	-210	-346	-2.8	27	80.6	30.6	87	188.6	293	560	1040	732	1350	2462
-129	-200	-328	-2.2	28	82.4	31.1	88	190.4	299	570	1058	760	1400	2552
-123	-190	-310	-1.7	29	84.2	31.7	89	192.2	304	580	1076	788	1450	2642
-118	-180	-292	-1.1	30	86.0	32.2	90	194.0	310	590	1094	816	1500	2732
-112	-170	-274	-0.6	31	87.8	32.8	91	195.8	316	600	1112	843	1550	2822
-107	-160	-256	0.0	32	89.6	33.3	92	197.6	321	610	1130	871	1600	2912
-101	-150	-238	0.6	33	91.4	33.9	93	199.4	327	620	1148	899	1650	3002
-96	-140	-220	1.1	34	93.2	34.4	94	201.2	332	630	1166	927	1700	3092
-90	-130	-202	1.7	35	95.0	35.0	95	203.0	338	640	1184	954	1750	3182
-84	-120	-184	2.2	36	96.8	35.6	96	204.8	343	650	1202	983	1800	3272
-79	-110	-166	2.8	37	98.6	36.1	97	206.6	349	660	1220	1010	1850	3362
-73	-100	-148	3.3	38	100.4	36.7	98	208.4	354	670	1238	1038	1900	3452
-68	-90	-130	3.9	39	102.2	37.2	99	210.2	360	680	1256	1066	1950	3542
-62	-80	-112	4.4	40	104.0	37.8	100	212.0	366	690	1274	1093	2000	3632
-57	-70	-94	5.0	41	105.8	43	110	230	371	700	1292	1121	2050	3722
-51	-60	-76	5.6	42	107.6	49	120	248	377	710	1310	1149	2100	3812
-46	-50	-58	6.1	43	109.4	54	130	266	382	720	1328	1177	2150	3902
-40	-40	-40	6.7	44	111.2	60	140	284	388	730	1346	1204	2200	3992
-34	-30	-22	7.2	45	113.0	66	150	302	393	740	1364	1232	2250	4082
-29	-20	-4	7.8	46	114.8	71	160	320	399	750	1382	1260	2300	4172
-23	-10	14	8.3	47	116.6	77	170	338	404	760	1400	1288	2350	4262
-17.8	0	32	8.9	48	118.4	82	180	356	410	770	1418	1316	2400	4352
			9.4	49	120.2	88	190	374	416	780	1436	1343	2450	4442
			10.0	50	122.0	93	200	392	421	790	1454	1371	2500	4532
			10.6	51	123.8	99	210	410	427	800	1472	1399	2550	4622
			11.1	52	125.6	100	212	413.6	432	810	1490	1427	2600	4712
			11.7	53	127.4	104	220	428	438	820	1508	1454	2650	4802
			12.2	54	129.2	110	230	446	443	830	1526	1482	2700	4892
			12.8	55	131.0	116	240	464	449	840	1544	1510	2750	4982
			13.3	56	132.8	121	250	482	454	850	1562	1538	2800	5072
			13.9	57	134.6	127	260	500	460	860	1580	1566	2850	5162
			14.4	58	136.4	132	270	518	466	870	1598	1593	2900	5252
			15.0	59	138.2	138	280	536	471	880	1616	1621	2950	5342
			15.6	60	140.0	143	290	554	477	890	1634	1649	3000	5432

General Information

Air & Multipurpose
General Purpose
Heavy Duty
Push-on

Chemical Transfer

Cleaning Equipment

Food & Beverage Transfer

Food Washdown

Marine

Material Handling
Abrasives
Bulk Transfer
Cement & Concrete

Mining

Petroleum
Aircraft Fueling
Dispensing
Dock
Rig Supply
Transfer Discharge
Transfer S&D

Specialty

Steam

Vacuum

Water
Discharge
Suction & Discharge
Washdown
Garden

Welding

Coupling Systems

Equipment

Appendix

Useful Conversion Charts

Decimal and Millimeter Equivalents of Fractions (Inches)

Fractions	Decimals	Millimeters	Fractions	Decimals	Millimeters
1/64	.015625	.397	33/64	.515625	13.097
1/32	.03125	.794	17/32	.53125	13.494
3/64	.046875	1.191	35/64	.546875	13.891
1/16	.0625	1.588	9/16	.5625	14.288
5/64	.078125	1.984	37/64	.578125	14.684
3/32	.09375	2.381	19/32	.59375	15.081
7/64	.109375	2.778	39/64	.609375	15.478
1/8	.125	3.175	5/8	.625	15.875
9/64	.140625	3.572	41/64	.640625	16.272
5/32	.15625	3.969	21/32	.65625	16.669
11/64	.171875	4.366	43/64	.671875	17.066
3/16	.1875	4.763	11/16	.6875	17.463
13/64	.203125	5.159	45/64	.703125	17.859
7/32	.21875	5.556	23/32	.71875	18.256
15/64	.234375	5.953	47/64	.734375	18.653
1/4	.250	6.350	3/4	.750	19.050
17/64	.265625	6.747	49/64	.765625	19.447
9/32	.28125	7.144	25/32	.78125	19.844
19/64	.296875	7.541	51/64	.796875	20.241
5/16	.3125	7.938	13/16	.8125	20.638
21/64	.328125	8.334	53/64	.828125	21.034
11/32	.34375	8.731	27/32	.84375	21.431
23/64	.359375	9.128	55/64	.859375	21.828
3/8	.375	9.525	7/8	.875	22.225
25/64	.390625	9.922	57/64	.890625	22.622
13/32	.40625	10.319	29/32	.90625	23.019
27/64	.421875	10.716	59/64	.921875	23.416
7/16	.4375	11.113	15/16	.9375	23.813
29/64	.453125	11.509	61/64	.953125	24.209
15/32	.46875	11.906	31/32	.96875	24.606
31/64	.484375	12.303	63/64	.984375	25.003
1/2	.500	12.700	1	1.000	25.400

Pressure Conversion (feet of water to pounds per square inch)
Based on formula (psi) = Pressure Head [Ft. of Water] x 0.433

Pressure Head (Ft. of Water)	Pressure (psi)	Pressure Head (Ft. of Water)	Pressure (psi)	Pressure Head (Ft. of Water)	Pressure (psi)
0	0	200	87	410	177
5	2.2	210	91	420	182
10	4.3	220	95	430	186
20	8.7	230	100	440	190
30	13	240	104	450	195
40	17	250	108	460	199
50	22	260	113	470	203
60	26	270	117	480	208
70	30	280	121	490	212
80	35	290	126	500	216
90	39	300	130	550	238
100	43	310	134	600	260
110	48	320	139	650	281
120	52	330	143	700	303
130	56	340	147	750	325
140	61	350	151	800	346
150	65	360	156	850	368
160	69	370	160	900	390
170	74	380	164	950	411
180	78	390	169	1000	433
190	82	400	173		

Pressure Conversions
(feet of water to inches of mercury)

Feet of Water	Inches of Mercury
1	0.9
2	1.8
4	3.5
6	5.3
8	7.1
10	8.8
12	10.6
14	12.4
16	14.1
18	15.9
20	17.7
22	19.4
24	21.2
26	23.0
28	24.8
30	26.5
32	28.3
34	30.0

Measures of Pressures

1 lb. per square inch
= 144 lb. per square foot
= 0.068 atmosphere
= 2.042 inches of mercury at 62˚F (17˚C)
= 2.31 feet of water at 62˚F (17˚C)

1 atmosphere
= 30 inches of mercury at 62˚F (17˚C)
= 14.7 lb. per square inch
= 2116.3 lb. per square foot
= 33.95 feet of water at 62˚F (17˚C)

1 foot of water at 62˚F (17˚C) =
62.355 lb. per square foot
= 0.433 lb. per square inch

1 inch of mercury at 62˚F (17˚C)
= 1.132 feet of water
= 13.58 inches of water
= 0.491 lb. per square inch

Column of water 12 inches high with a 1 inch diameter = .341 lb.

General Information

Length Conversion Constants

Metric to U.S.	U.S. to Metric
Millimeters x .039370 = inches	Inches x 25.4001 = millimeters
Meters x 39.370 = inches	Inches x .0254 = meters
Meters x 3.2808 = feet	Feet x .30480 = meters
Meters x 1.09361 = yards	Yards x .91440 = meters
Kilometers x 3,280.8 = feet	Feet x .0003048 = kilometers
Kilometers x .62137 = statute miles	Statute Miles x 1.60935 = kilometers
Kilometers x .53959 = nautical miles	Nautical Miles x 1.85325 = kilometers

Weight Conversion Constants

Metric to U.S.	U.S. to Metric
Grams x 981 = dynes	Dynes x .0010193 = grams
Grams x 15.432 = grains	Grains x .0648 = grams
Grams x .03527 = ounces (Avd.)	Ounces (Avd.) x 28.35 = grams
Grams x .033818 = fluid ounces (water)	Fluid Ounces (Water) x 29.57 = grams
Kilograms x 35.27 = ounces (Avd.)	Ounces (Avd.) x .02835 = kilograms
Kilograms x 2.20462 = pounds (Avd.)	Pounds (Avd.) x .45359 = kilograms
Metric tons (1000 Kg) x 1.10231 = net ton (2000 lb.)	Net ton (2000 lb.) x .90719 = metric tons (1000 Kg)
Metric tons (1000 Kg) x .98421 = gross ton (2240 lb.)	Gross ton (2240 lbs.) x 1.101605 = metric tons (1000 Kg)

Area Conversion Constants

Metric to U.S.	U.S. to Metric
Square millimeters x .00155 = square inches	Square inches x 645.163 = square millimeters
Square centimeters x .155 = square inches	Square inches x 6.45163 = square centimeters
Square meters x 10.76387 = square feet	Square feet x .0929 = square meters
Square meters x 1.19599 = square yards	Square yards x .83613 = square meters
Hectares x 2.47104 = acres	Acres x .40469 = hectares
Square kilometers x 247.104 = acres	Acres x .0040469 = square kilometers
Square kilometers x .3861 = square miles	Square miles x 2.5899 = square kilometers

Air & Multipurpose
General Purpose
Heavy Duty
Push-on
Chemical Transfer
Cleaning Equipment
Food & Beverage Transfer
Food Washdown
Marine
Material Handling
Abrasives
Bulk Transfer
Cement & Concrete
Mining
Petroleum
Aircraft Fueling
Dispensing
Dock
Rig Supply
Transfer Discharge
Transfer S&D
Specialty
Steam
Vacuum
Water
Discharge
Suction & Discharge
Washdown
Garden
Welding
Coupling Systems
Equipment
Appendix

General Information

Properties of Saturated Steam

The steam pressure is important because it determines the minimum temperature condition under which the hose will be used. The operating temperature is a very important factor in selecting a steam hose as a relatively small increase in temperature can greatly reduce the hose life.

Pressure-Temperature Equivalents of Saturated Steam

Lb. per sq. in. Pressure	Temperature		Lb. per sq. in. Pressure	Temperature	
	°F	°C		°F	°C
0	212.0	100.0	110	344.1	173.4
5	227.1	108.4	115	347.2	175.1
10	239.4	115.2	120	350.1	175.7
15	249.8	121.0	125	352.9	178.3
20	258.8	126.0	130	355.6	179.8
22	261.2	127.8	135	358.3	181.3
24	265.3	129.6	140	360.9	182.7
26	268.3	131.3	145	363.4	184.1
28	271.2	132.9	150	365.9	185.5
30	274.1	134.5	155	368.2	186.8
32	276.8	136.0	160	370.6	188.1
34	279.3	137.4	165	373.9	189.4
36	281.8	138.8	170	375.3	190.7
38	284.4	140.2	175	377.4	191.9
40	286.7	141.5	180	379.6	193.1
42	289.0	142.8	185	381.7	194.3
44	291.2	144.0	190	383.7	195.4
46	293.5	145.3	195	385.9	196.6
48	295.5	146.4	200	387.9	197.7
50	294.7	147.6	205	398.8	198.8
52	299.9	148.7	210	391.6	199.8
54	301.6	149.8	215	392.9	200.5
56	303.6	150.9	220	395.4	201.7
58	308.4	151.9	225	397.2	202.9
60	307.4	153.0	230	399.0	203.9
62	309.2	154.0	235	400.7	204.8
64	310.8	154.9	240	402.5	205.8
66	312.6	155.9	245	404.2	206.8
68	314.2	156.8	250	406.1	207.8
70	316.0	157.0	255	407.7	208.7
72	317.7	158.7	260	409.4	209.7
74	319.3	159.6	265	411.0	210.6
76	320.9	160.5	270	412.6	211.4
78	322.3	161.3	275	414.2	202.3
80	323.8	162.1	280	415.7	213.2
85	327.6	164.2	300	421.0	216.1
90	331.2	166.2	350	436.5	224.7
95	334.6	168.1			
100	337.8	169.9			
105	341.1	171.7			

Air & Multipurpose
General Purpose
Heavy Duty
Push-on
Chemical Transfer
Cleaning Equipment
Food & Beverage Transfer
Food Washdown
Marine
Material Handling
Abrasives
Bulk Transfer
Cement & Concrete
Mining
Petroleum
Aircraft Fueling
Dispensing
Dock
Rig Supply
Transfer Discharge
Transfer S&D
Specialty
Steam
Vacuum
Water
Discharge
Suction & Discharge
Washdown
Garden
Welding
Coupling Systems
Equipment
Appendix

General Information

Flow Data

This table may be used to determine the pressure loss in hose connected to rock drills and pneumatic tools. It is accurate for hose with smooth inside lining. Hose with rough inside lining may have a friction loss of as much as 50% greater than the figures given in the table.

Air Flow Pressure Loss – Pulsating flow

Size of Hose	Gauge Pressure at Line	Cubic feet free air per minute passing through 50 foot lengths of hose Loss of pressure in pounds per square inch – 50 foot hose length													
		20	30	40	50	60	70	80	90	100	110	120	130	140	150
½ in. with Couplings at Each End	50	1.8	5.0	10.1	18.1										
	60	1.3	4.0	8.4	14.8	23.4									
	70	1.0	3.4	7.0	12.4	20.0	28.4								
	80	.9	2.8	6.0	10.8	17.4	25.2	34.6							
	90	.8	2.4	5.4	9.5	14.8	22.0	30.5	41.0						
	100	.7	2.3	4.8	8.4	13.3	19.3	27.2	36.6						
	110	.6	2.0	4.3	7.6	12.0	17.6	24.6	33.3	44.5					
¾ in. with Couplings at Each End	50	.4	.8	1.5	2.4	3.5	4.4	6.5	8.5	11.4	14.2				
	60	.3	.6	1.2	1.9	2.8	3.8	5.2	6.8	8.6	11.2				
	70	.2	.5	.9	1.5	2.3	3.2	4.2	5.5	7.0	8.8	11.0			
	80	.2	.5	.8	1.3	1.9	2.8	3.6	4.7	5.8	7.2	8.8	10.6		
	90	.2	.4	.7	1.1	1.6	2.3	3.1	4.0	5.0	6.2	7.5	9.0		
	100	.2	.4	.6	1.0	1.4	2.0	2.7	3.5	4.4	5.4	6.6	7.9	9.4	11.1
	110	.1	.3	.5	.9	1.3	1.8	2.4	3.1	3.9	4.9	5.9	7.1	8.4	9.9
1 in. with Couplings at Each End	50	.1	.2	.3	.5	.8	1.1	1.5	2.0	2.6	3.5	4.8	7.0		
	60	.1	.2	.3	.4	.6	.8	1.2	1.5	2.0	2.6	3.3	4.2	5.5	7.2
	70		.1	.2	.4	.5	.7	1.0	1.3	1.6	2.0	2.5	3.1	3.8	4.7
	80		.1	.2	.3	.5	.7	.8	1.1	1.4	1.7	2.0	2.4	2.7	3.5
	90		.1	.2	.3	.4	.6	.7	.9	1.2	1.4	1.7	2.0	2.4	2.8
	100		.1	.2	.2	.4	.5	.6	.8	1.0	1.2	1.5	1.8	2.1	2.4
	110		.1	.2	.2	.3	.4	.6	.7	.9	1.1	1.3	1.5	1.8	2.1
1¼ in. with Couplings at Each End	50			.1	.2	.2	.3	.4	.5	.7	1.1				
	60				.1	.2	.3	.3	.5	.6	.8	1.0	1.2	1.5	
	70				.1	.2	.2	.3	.4	.4	.5	.7	.8	1.0	1.3
	80					.1	.2	.2	.3	.4	.5	.6	.7	.8	1.0
	90					.1	.2	.2	.3	.3	.4	.5	.6	.7	.8
	100						.1	.2	.2	.3	.4	.4	.5	.6	.7
	110						.1	.2	.2	.3	.3	.4	.5	.5	.6
1½ in. with Couplings at Each End	50						.1	.2	.2	.2	.3	.3	.4	.5	.6
	60							.1	.2	.2	.2	.3	.3	.4	.5
	70								.1	.2	.2	.2	.3	.3	.4
	80									.1	.2	.2	.2	.3	.4
	90										.1	.2	.2	.2	.3
	100											.1	.2	.2	.2
	110											.1	.2	.2	.2

For longer or shorter lengths of hose, the friction loss is proportional to the length (e.g., for 25 feet, half of the above; for 150 feet, three times the above, etc.).

Air & Multipurpose
General Purpose
Heavy Duty
Push-on
Chemical Transfer
Cleaning Equipment
Food & Beverage Transfer
Food Washdown
Marine
Material Handling
Abrasives
Bulk Transfer
Cement & Concrete
Mining
Petroleum
Aircraft Fueling
Dispensing
Dock
Rig Supply
Transfer Discharge
Transfer S&D
Specialty
Steam
Vacuum
Water
Discharge
Suction & Discharge
Washdown
Garden
Welding
Coupling Systems
Equipment
Appendix

General Information

Flow Data (continued)

Water Flow Pressure Loss (psi per 100 feet of hose)

Flow of Water in U.S. gal. per min.	Flow of Water in cu. ft. per sec.	Actual Internal Diameter (in.)								
		1/2	5/8	3/4	1	1 1/4	1 1/2	2	2 1/2	3
0.5	.001	0.4								
1.5	.003	3.02	1.01	0.42						
2.5	.005	7.75	2.58	1.08						
5	.011	27.8	9.27	3.86	0.95	0.32	0.13			
10	.022	99.5	33.2	13.8	3.38	1.14	0.47	0.12		
15	.033		71.0	29.6	7.25	2.45	1.01	0.25	0.08	
20	.044		121.0	50.3	12.4	4.15	1.71	0.42	0.14	
25	.055			76.5	18.7	6.34	2.60	0.64	0.22	
30	.066			108.0	26.5	8.96	3.68	0.90	0.30	0.13
35	.077			142.0	34.8	11.8	4.83	1.18	0.40	0.17
40	.088				44.7	15.1	6.20	1.52	0.51	0.21
45	.099				55.0	18.6	7.65	1.87	0.63	0.26
50	.110				67.5	22.8	9.35	2.28	0.78	0.32
60	.132				94.3	31.8	13.1	3.19	1.08	0.45
70	.154				126.0	42.5	17.5	4.25	1.44	0.60
80	.176					54.6	22.5	5.48	1.86	0.77
90	.198					67.5	27.8	6.80	2.30	0.95
100	.223					81.5	33.5	8.19	2.78	1.15
125	.278					124.0	50.6	12.4	4.20	1.73
150	.334						72.1	17.6	6.97	2.46
175	.390						94.5	23.1	7.83	3.23
200	.446						122.0	29.6	10.1	4.15
225	.501							36.8	12.5	5.15
250	.557							44.6	15.2	6.28
275	.613							53.3	18.1	7.45
300	.688							62.5	21.2	8.75
325	.724							72.5	24.6	10.2
350	.780							83.2	28.2	11.7
375	.836							94.5	32.1	13.3
400	.891							107.0	36.2	14.9
450	1.00								44.9	18.6
500	1.11								54.5	22.5
600	1.34								76.5	31.6
700	1.56								102.0	42.1
800	1.78								131.0	53.9
900	2.00									66.8
1000	2.23									81.4
1100	2.45									97.0
1200	2.67									114.0
1300	2.90									132.0
1400	3.12									
1500	3.34									
1600	3.56									
1800	4.01									
2000	4.45									

Note: The pressure loss experienced by a liquid flowing through a hose depends on the rate of flow, the viscosity of the liquid, the hose ID, the smoothness of the tube and the hose length. This chart shows the relationship between rate of flow, ID and pressure loss for water at 68°F (20°C) with a viscosity of one centipoise. The pressure is directly proportional to the length of the hose, therefore, the data shown can be easily extended by use of proportions (e.g., the pressure drop for 50 feet of hose length is half that for 100 feet.).

Air & Multipurpose
General Purpose
Heavy Duty
Push-on
Chemical Transfer
Cleaning Equipment
Food & Beverage Transfer
Food Washdown
Marine
Material Handling
Abrasives
Bulk Transfer
Cement & Concrete
Mining
Petroleum
Aircraft Fueling
Dispensing
Dock
Rig Supply
Transfer Discharge
Transfer S&D
Specialty
Steam
Vacuum
Water
Discharge
Suction & Discharge
Washdown
Garden
Welding
Coupling Systems
Equipment
Appendix

General Information

Flow Data (continued)

Water Flow Pressure Loss (psi per 100 feet of hose)

Flow of Water in U.S. gal. per min.	Flow of Water in cu. ft. per sec.	Actual Internal Diameter (in.)						
		4	6	8	10	12	14	16
100	.223	.26						
125	.278	.40						
150	.334	.54						
175	.390	.70	.10					
200	.446	.90	.13					
225	.501	1.08	.16					
250	.557	1.34	.19					
275	.613	1.60	.24					
300	.668	1.84	.28					
325	.724	2.04	.33					
350	.780	2.30	.37					
375	.836	2.80	.44					
400	.891	3.10	.49					
425	.947	3.40	.54					
450	1.00	3.80	.60					
475	1.06	4.25	.70					
500	1.11	4.60	.78	.16				
550	1.22	5.60	.93	.18				
600	1.34	6.60	1.10	.23				
650	1.45	7.60	1.30	.27				
700	1.56	8.60	1.50	.30				
750	1.67	9.60	1.70	.34				
800	1.78	10.80	1.90	.39				
850	1.89	12.00	2.20	.44				
900	2.00		2.40	.49				
950	2.12		2.60	.54				
1000	2.23		2.80	.59	.19			
1100	2.45		3.20	.66	.23			
1200	2.67		3.70	.74	.27			
1300	2.90		4.50	.88	.31			
1400	3.12		5.30	1.10	.35	.15		
1500	3.34		6.20	1.25	.40	.17		
1600	3.56		7.00	1.40	.45	.19		
1800	4.01		8.80	1.80	.54	.24		
2000	4.45		16.50	2.20	.64	.29	.14	
2500	5.57			3.40	.98	.42	.21	
3000	6.68			4.50	1.40	.58	.29	.14
3500	7.80			6.20	1.90	.79	.39	.18
4000	8.91			8.20	2.40	1.00	.50	.23
4500	10.03			10.20	3.00	1.25	.62	.28
5000	11.14				3.80	1.50	.74	.34
6000	13.37				5.20	2.10	1.10	.46
7000	15.60				7.00	2.80	1.40	.62
8000	17.82				9.20	3.70	1.80	.80
9000	20.05				11.50	4.60	2.30	1.00
10000	22.28					5.70	2.80	1.25
12000	26.74					6.70	3.70	1.70
14000	31.19					10.00	5.00	2.40
16000	35.65					13.50	6.80	3.30
18000	40.10						8.80	4.40
20000	44.56						11.00	5.50

Air & Multipurpose
General Purpose
Heavy Duty
Push-on
Chemical Transfer
Cleaning Equipment
Food & Beverage Transfer
Food Washdown
Marine
Material Handling
Abrasives
Bulk Transfer
Cement & Concrete
Mining
Petroleum
Aircraft Fueling
Dispensing
Dock
Rig Supply
Transfer Discharge
Transfer S&D
Specialty
Steam
Vacuum
Water
Discharge
Suction & Discharge
Washdown
Garden
Welding
Coupling Systems
Equipment
Appendix

General Information

Open-end Discharge

The term "open-end discharge" refers to a hose which empties a fluid into the atmosphere. Even though one end is open, the pressure is not low throughout the hose.

The inlet end pressure is equal to that in the line to which the hose is connected unless the flow rate is so low that the hose is not completely filled. The pressure along the hose length drops from a maximum at the inlet to zero at the outlet, and the pressure at any given point along the length is nearly proportional to the distance from the hose inlet.

The following table shows the flow in gallons per minute for various sizes of hoses in open-end discharge service.

Open-End Flow (GPM)

	Pressure at Inlet, psi	Hose Length (ft.)							
		25	50	75	100	125	150	200	300
1/2" Hose	30	10.4	6.2	5.6	4.8	4.3	3.8	3.3	2.6
	40	12.1	8.5	6.2	5.6	5.0	4.5	3.8	3.2
	50	13.8	9.4	7.5	6.4	5.6	5.1	4.0	3.5
	60	15.2	10.4	8.5	7.1	6.2	5.6	4.9	3.8
	70	16.6	11.2	9.0	7.8	6.8	6.2	5.3	4.2
	80	18.0	12.1	9.8	8.5	7.3	6.6	5.6	4.5
	90	19.0	13.0	10.4	8.8	7.7	7.1	6.0	4.8
	100	20.1	13.8	11.0	9.4	8.5	7.5	6.4	4.9
	125	22.8	15.5	12.5	10.5	9.4	8.5	7.2	5.8
5/8" Hose	30	18.1	12.5	10.3	8.7	7.7	7.0	6.0	4.9
	40	21.4	14.8	12.5	10.3	9.0	8.3	7.0	5.7
	50	23.9	16.5	13.2	11.4	10.3	9.2	7.9	6.3
	60	26.5	18.1	14.8	12.5	11.2	10.3	8.7	7.0
	70	27.5	20.0	16.0	13.7	12.0	11.0	10.0	7.6
	80	30.6	21.4	16.8	14.8	13.0	11.8	10.3	8.3
	90	32.5	22.5	18.1	15.5	14.0	12.5	10.5	8.7
	100	34.5	23.9	19.0	16.6	14.8	13.2	11.4	9.2
	125	39.0	27.0	21.5	18.5	16.6	15.0	12.9	10.5
3/4" Hose	30	31.0	21.3	17.2	14.8	13.0	11.8	10.2	8.2
	40	36.0	25.0	20.0	17.2	15.2	13.8	11.8	9.4
	50	41.0	28.0	22.5	19.2	17.2	15.5	13.2	10.7
	60	45.5	31.0	25.0	21.3	19.0	17.2	14.8	11.8
	70	49.5	34.0	27.2	23.5	21.0	18.8	17.1	12.8
	80	53.0	36.0	29.1	25.0	22.0	20.0	17.2	13.8
	90	56.2	39.0	31.0	27.0	23.8	21.3	18.2	14.8
	100	60.0	41.0	33.0	28.0	25.0	22.6	19.2	15.5
	125	68.0	46.0	37.5	32.0	23.0	25.8	21.8	17.5

	Pressure at Inlet, psi	Hose Length (ft.)							
		25	50	75	100	125	150	200	300
1" Hose	30	68.0	46.2	37.5	32.0	28.5	25.8	22.0	17.8
	40	79.0	54.4	44.0	37.5	33.0	30.0	25.8	20.8
	50	89.0	62.0	49.0	42.0	37.5	34.0	29.0	23.3
	60	100.0	68.0	54.4	46.2	41.8	37.5	32.0	25.8
	70	–	74.0	59.0	51.0	45.0	40.8	37.3	28.0
	80	–	79.0	63.0	54.4	48.0	43.0	37.5	30.0
	90	–	84.0	68.0	58.0	51.8	46.2	40.0	32.0
	100	–	89.0	71.0	62.0	54.4	49.0	42.0	34.0
	125	–	101.0	80.0	68.0	62.0	55.8	47.8	38.0
1 ¼" Hose	50	–	110.0	85.0	72.0	56.0	58.0	50.0	42.0
	75	–	130.0	110.0	90.0	80.0	73.0	64.0	52.0
	100	–	150.0	125.0	110.0	92.0	85.0	73.0	58.0
	150	–	–	150.0	130.0	120.0	110.0	90.0	67.0
1 ⅜" Hose	50	–	140.0	115.0	96.0	85.0	75.0	65.0	54.0
	75	–	170.0	140.0	125.0	110.0	96.0	84.0	67.0
	100	–	205.0	160.0	140.0	125.0	110.0	96.0	75.0
	150	–	–	205.0	170.0	155.0	140.0	125.0	97.0
1 ½" Hose	50	–	180.0	150.0	130.0	120.0	105.0	90.0	74.0
	75	–	230.0	180.0	160.0	145.0	130.0	120.0	90.0
	100	–	260.0	220.0	180.0	170.0	150.0	130.0	105.0
	150	–	–	260.0	230.0	205.0	180.0	160.0	130.0
2" Hose	50	–	380.0	310.0	270.0	240.0	210.0	180.0	150.0
	75	–	480.0	380.0	330.0	290.0	270.0	230.0	180.0
	100	–	550.0	450.0	380.0	350.0	310.0	260.0	215.0
	125	–	–	550.0	480.0	425.0	380.0	330.0	265.0

Air & Multipurpose
General Purpose
Heavy Duty
Push-on
Chemical Transfer
Cleaning Equipment
Food & Beverage Transfer
Food Washdown
Marine
Material Handling
Abrasives
Bulk Transfer
Cement & Concrete
Mining
Petroleum
Aircraft Fueling
Dispensing
Dock
Rig Supply
Transfer Discharge
Transfer S&D
Specialty
Steam
Vacuum
Water
Discharge
Suction & Discharge
Washdown
Garden
Welding
Coupling Systems
Equipment
Appendix

General Information

Fluid Velocity vs. Flow Rate

The graph below illustrates the fluid velocity for flow rates up to 10,000 GPM for hose from 1" through 10" ID

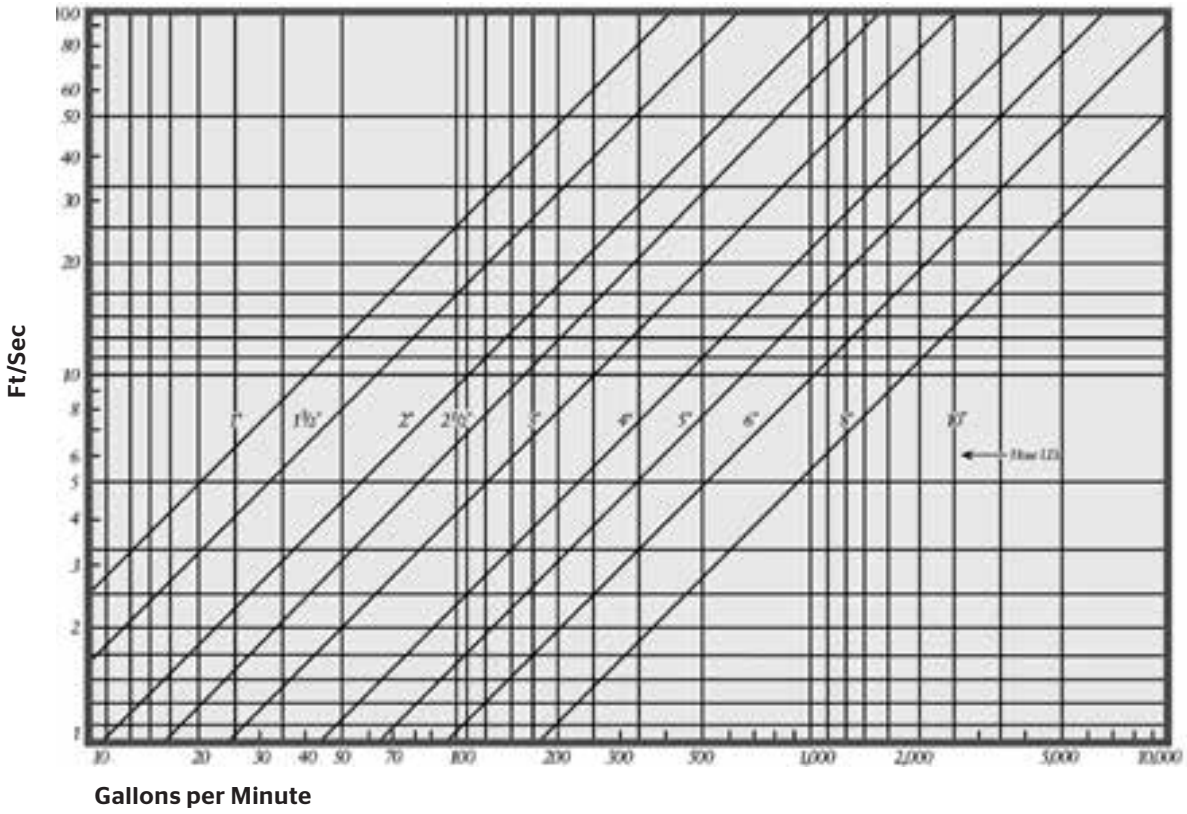

Air & Multipurpose
General Purpose
Heavy Duty
Push-on

Chemical Transfer

Cleaning Equipment

Food & Beverage Transfer

Food Washdown

Marine

Material Handling
Abrasives
Bulk Transfer
Cement & Concrete

Mining

Petroleum
Aircraft Fueling
Dispensing
Dock
Rig Supply
Transfer Discharge
Transfer S&D

Specialty

Steam

Vacuum

Water
Discharge
Suction & Discharge
Washdown
Garden

Welding

Coupling Systems

Equipment

Appendix

General Information

Air & Multipurpose
General Purpose
Heavy Duty
Push-on

Chemical Transfer

Cleaning Equipment

Food & Beverage Transfer

Food Washdown

Marine

Material Handling
Abrasives
Bulk Transfer
Cement & Concrete

Mining

Petroleum
Aircraft Fueling
Dispensing
Dock
Rig Supply
Transfer Discharge
Transfer S&D

Specialty

Steam

Vacuum

Water
Discharge
Suction & Discharge
Washdown
Garden

Welding

Coupling Systems

Equipment

Appendix

ARPM Oil and Gasoline Resistance

Rubber hose is used to convey petroleum products both in the crude and refined stages. The aromatic content of refined gasoline is often adjusted to control the octane rating. The presence of aromatic hydrocarbons in this fuel generally has a greater impact on rubber components than do aliphatic hydrocarbons. Aromatic materials in contact with rubber tend to soften it and reduce its physical properties. For long-lasting service, the buyer of gasoline hose should inform the hose manufacturer of the aromatic content of the fuel to be handled so that the proper tube compound can be recommended for the specific application.

The impact of oil on rubber depends on a number of factors that include the type of rubber compound, the composition of the oil, the temperature and time of exposure. Rubber compounds can be classified as to their degree of oil resistance based on their physical properties after exposure to a standard test fluid. In this ARPM classification, the rubber samples are immersed in IRM 903 oil at 212˚F (100˚C) for 70 hours. (See ASTM Method D-471 for a detailed description of the oil and the testing procedure.) As a guide to the user of hose in contact with oil, the oil resistance classes and a corresponding description are listed.

(Reprinted From ARPM Hose Handbook IP-2-2015 Edition.)

Physical Properties After Exposure to Oil

	Volume Change Maximum	Tensile Strength Retained
Class A (High Oil Resistance)	+25%	80%
Class B (Medium Oil Resistance)	+65%	50%
Class C (Limited Oil Resistance)	+100%	40%

General Information

Food Hose Standards

FDA Compliant
All Continental hose having the "FDA" designation have tubes made with FDA/USDA compliant materials. The requirements for rubber tubes are described in the Code of Federal Regulations standard 21 CFR 177.2600, while plastic tubes are described in 21 CFR 175.300.

NSF 61
Clear Pliovic® tubes are certified as meeting the NSF 61 potable water standard.

3-A Sanitary
All Continental rubber hose having the "3-A" designation meet the requirements of the dairy industrial standard described in 3-A Sanitary Standard 18-03, Class III, which determines rubber materials suitable for temperature of exposure to product up to 120°F (49°C) and temperature of exposure to chemical solutions used in cleaning and bacterial treatment up to 180°F (82°C).

All Continental plastic hose having the "3-A" designation meet the requirements of the dairy industrial standard described in 3-A Sanitary Standard 20-20 and are recommended for the transmission of raw and pasteurized milk and other high water content dairy items.

In order to ensure compliance with the above standards, all hose should be thoroughly cleansed prior to first use in accordance with good manufacturing and use practices.

Air & Multipurpose
General Purpose
Heavy Duty
Push-on
Chemical Transfer
Cleaning Equipment
Food & Beverage Transfer
Food Washdown
Marine
Material Handling
Abrasives
Bulk Transfer
Cement & Concrete
Mining
Petroleum
Aircraft Fueling
Dispensing
Dock
Rig Supply
Transfer Discharge
Transfer S&D
Specialty
Steam
Vacuum
Water
Discharge
Suction & Discharge
Washdown
Garden
Welding
Coupling Systems
Equipment
Appendix

General Information

Air & Multipurpose
General Purpose
Heavy Duty
Push-on
Chemical Transfer
Cleaning Equipment
Food & Beverage Transfer
Food Washdown
Marine
Material Handling
Abrasives
Bulk Transfer
Cement & Concrete
Mining
Petroleum
Aircraft Fueling
Dispensing
Dock
Rig Supply
Transfer Discharge
Transfer S&D
Specialty
Steam
Vacuum
Water
Discharge
Suction & Discharge
Washdown
Garden
Welding
Coupling Systems
Equipment
Appendix

Precautions for Welding Hose Use

Foreword
This bulletin is issued to alert dealers and users of welding hose that special hose may be necessary for use with certain fuel gases.

Scope
This bulletin relates to welding hose manufactured in conformance to ARPM/CGA specification or to welding hose conforming to individual manufacturer or user specifications.

Caution
The fuel gases listed below are recorded to alert welding hose users to a potential hazard with these or similar gases. It should be noted that no condemnation of any of the gases listed is intended. The purpose is to advise against the use of hose that may not be designed for a particular gas or pressure. A user of any fuel gas is urged to relate the type of gas along with the expected working pressure (regulator setting) to the hose manufacturer for a specific hose recommendation.

Alert Listing
These and similar fuel gases may damage some grades or types of welding hose:

Apache, Flamex, Mapp, Propane, Propylene

Use of the indicated or similar fuel gases at regulator settings above 40 psi may be particularly hazardous.

Users are also alerted against the use of acetylene at any pressure above 15 psi.

In-service Caution

First, the user is cautioned to shut off the gas at the torch and then at the regulator or supply source when the torch will not be used for periods in excess of 30 minutes, in order to limit permeation of gas through the hose wall.

The user is further cautioned not to shut off the fuel gas at the regulator or supply source first, as a flashback may result and thereby damage the hose.

Adequate ventilation must be provided in confined areas where fuel gas is being used to prevent the accumulation or concentration of gas that could be explosive or otherwise harmful to personnel.

Warning

The Use of Certain Fuel Gases May Damage Welding Hose and Lead to Fires and Explosions.

General Information

Made to Order Production Run Minimum Requirements Key

Order Code Prefix	Manufacturing Facility	Size (ID)	Construction	Minimum Production Run
532	Norfolk	5/8"-2"	Textile Reinforcement	2,500 feet
		5/8"-2"	Wire Reinforcement	5,000 feet
535	Norfolk	3/16"-1/4"	Textile Reinforcement	5,000 feet
		3/8"-1"		2,500 feet
		1¼"-2"		2,000 feet
536	Norfolk	3/16"-1/4"	Textile Reinforcement	5,000 feet
		3/8"-1¼"		2,500 feet
		1½"-2"		2,000 feet
537	Mt. Pleasant PVC	1¼"-1½"		4,500 feet
		2"		4,500 feet
		2½"-3"		4,500 feet
		4"		3,300 feet
		6"		3,300 feet
539	Norfolk	3/16"-1/4"	Wire Reinforcement	5,000 feet
		3/8"-2"		2,500 feet
540	Mt. Pleasant PVC	1/4"-3/8"		15,000 feet
		1/2"-1"		5,000 feet
541	Granford	1"-12"	Hand-Built	Built to length, Max. 100'
		12"-18"	Hand-Built	Built to length, Max. 50'
542	Granford	1/2"-6⅝"	Ply or Ply with Helic Wire	400 feet increments[1]
543	Granford	1/2"-6⅝"	Ply or Ply with Helic Wire	400 feet increments[1]
546	Granford	1/2"-6⅝"	Ply or Ply with Helic Wire	400 feet increments[1]
549	Granford	1/2"-6⅝"	Ply or Ply with Helic Wire	400 feet increments[1]
569*	Mt. Pleasant	3/16"-1½"		5,000 feet
586	Mt. Pleasant PVC	3/4"-1"		2,000 feet
		1¼"-2"		2,000 feet
		2½"-3"		1,000 feet
		4"		700 feet
		5"		500 feet
		6"		500 feet
		7"		200 feet
		8"-10"		200 feet
595*	Mt. Pleasant	3/16"-1/2"		5,000 feet
		5/8"-1"		5,000 feet
		1¼"-2"		5,000 feet
598*	Mt. Pleasant	3/16"-1/2"		5,000 feet
		5/8"-1"		5,000 feet
		1¼"-2"		5,000 feet

Note: Certain special manufacturing items may require longer minimum runs.
Samples: Contact customer service for sample availability.
*Minimum production runs are a guide only, they are subject to change without notification.
[1]Granford hoses with ply/helic wire construction in 6" ID and above require a 200' increment production run.

Air & Multipurpose
General Purpose
Heavy Duty
Push-on
Chemical Transfer
Cleaning Equipment
Food & Beverage Transfer
Food Washdown
Marine
Material Handling
Abrasives
Bulk Transfer
Cement & Concrete
Mining
Petroleum
Aircraft Fueling
Dispensing
Dock
Rig Supply
Transfer Discharge
Transfer S&D
Specialty
Steam
Vacuum
Water
Discharge
Suction & Discharge
Washdown
Garden
Welding
Coupling Systems
Equipment
Appendix

General Information

Air & Multipurpose
General Purpose
Heavy Duty
Push-on

Chemical Transfer

Cleaning Equipment

Food & Beverage Transfer

Food Washdown

Marine

Material Handling
Abrasives
Bulk Transfer
Cement & Concrete

Mining

Petroleum
Aircraft Fueling
Dispensing
Dock
Rig Supply
Transfer Discharge
Transfer S&D

Specialty

Steam

Vacuum

Water
Discharge
Suction & Discharge
Washdown
Garden

Welding

Coupling Systems

Equipment

Appendix

Care, Maintenance and Storage

Reprinted from ARPM Hose Handbook IP-2-2015

Hose has a limited life and the user must be alert to signs of impending failure, particularly when the conditions of service include high working pressures and/or the conveyance or containment of hazardous materials. The periodic inspection and testing procedures described here provide a schedule of specific measures which constitute a minimum level of user action to detect signs indicating hose deterioration or loss of performance before conditions leading to malfunction or failure are reached.

Safety Warning:

Failure to properly follow the manufacturer's recommended procedures for the care, maintenance and storage of a particular hose might result in its failure to perform in the manner intended and might result in possible damage to property and serious bodily injury.

General instructions are also described for the proper storage of hose to minimize deterioration from exposure to elements or environments which are known to be deleterious to rubber products. Proper storage conditions can enhance and extend substantially the ultimate life of hose products.

General Care and Maintenance
Hose should not be subjected to any form of abuse in service. It should be handled with reasonable care. Hose should not be dragged over sharp or abrasive surfaces unless specifically designed for such service. Care should be taken to protect hose from severe end loads for which the hose or hose assembly were not designed. Hose should be used at or below its rated working pressure; any changes in pressure should be made gradually so as not to subject the hose to excessive surge pressures. Hose should not be kinked or run over by equipment. In handling large size hose, dollies should be used whenever possible; slings or handling rigs, properly placed, should be used to support heavy hose used in oil suction and discharge service.

General Test & Inspection Procedures
An inspection and hydrostatic test should be made at periodic intervals to determine if a hose is suitable for continued service. A visual inspection of the hose should be made for loose covers, kinks, bulges or soft spots which might indicate broken or displaced reinforcement. The couplings or fittings should be closely examined and, if there is any sign of movement of the hose from the couplings, the hose should be removed from service. The periodic inspection should include a hydrostatic test for one minute at 150% of the recommended working pressure of the hose. An exception to this would be the woven jacket fire hose.* During the hydrostatic test, the hose should be straight, not coiled or in a kinked position. Water is the usual test medium and, following the test, the hose may be flushed with alcohol to remove traces of moisture. A regular schedule for testing should be followed and inspection records maintained.

*Woven jacket fire hose should be tested in accordance with the service test provisions contained in the current edition of the National Fire Protection Association Bulletin No. 1962 - Standard for the Care, Use and Service Testing of Fire Hose.

General Information

Care, Maintenance and Storage (continued)

SAFETY WARNING:
Before conducting any pressure tests on hose, provisions must be made to ensure the safety of the personnel performing the tests and to prevent any possible damage to property. Only trained personnel using proper tools and procedures should conduct any pressure tests:

1. Air or any other compressible gas must never be used as the test media because of the explosive action of the hose should a failure occur. Such a failure might result in possible damage to property and serious bodily injury.
2. Air should be removed from the hose by bleeding it through an outlet valve while the hose is being filled with the test medium.
3. Hose to be pressure tested must be restrained by placing steel rods or straps close to each end and at approximate 10-foot (3m) intervals along its length to keep the hose from "whipping" if failure occurs; the steel rods or straps are to be anchored firmly to the test structure but in such a manner that they do not contact the hose which must be free to move.
4. The outlet end of the hose is to be bulwarked so that a blown-out fitting will be stopped.
5. Provisions must be made to protect testing personnel from the forces of the pressure media if a failure occurs.
6. Testing personnel must never stand in front of or in back of the ends of a hose being pressure tested.
7. When liquids such as gasoline, oil, solvent or other hazardous fluids are used as the test fluid, precautions must be taken to protect against fire or other damage should a hose fail and the test liquid be sprayed over the surrounding area.

Separately, the Association for Rubber Products Manufacturers (ARPM) has published a series of Hose Technical Information bulletins describing maintenance, testing and inspection recommendations. Reference should be made to the current ARPM Catalog of Publications to determine the availability of the latest edition. Bulletins published as of January 2003 include the following:

Publication No.
IP 11-1-Steam Hose
IP 11-2-Anhydrous Ammonia Hose
IP 11-4-Oil Suction and Discharge Hose
IP 11-5-Welding Hose
IP 11-7-Chemical Hose
IP 11-8-Fuel Dispensing Hose

Air & Multipurpose
General Purpose
Heavy Duty
Push-on
Chemical Transfer
Cleaning Equipment
Food & Beverage Transfer
Food Washdown
Marine
Material Handling
Abrasives
Bulk Transfer
Cement & Concrete
Mining
Petroleum
Aircraft Fueling
Dispensing
Dock
Rig Supply
Transfer Discharge
Transfer S&D
Specialty
Steam
Vacuum
Water
Discharge
Suction & Discharge
Washdown
Garden
Welding
Coupling Systems
Equipment
Appendix

General Information

Air & Multipurpose
General Purpose
Heavy Duty
Push-on

Chemical Transfer

Cleaning Equipment

Food & Beverage Transfer

Food Washdown

Marine

Material Handling
Abrasives
Bulk Transfer
Cement & Concrete

Mining

Petroleum
Aircraft Fueling
Dispensing
Dock
Rig Supply
Transfer Discharge
Transfer S&D

Specialty

Steam

Vacuum

Water
Discharge
Suction & Discharge
Washdown
Garden

Welding

Coupling Systems

Equipment

Appendix

Care, Maintenance and Storage (continued)

Storage

For long-term storage, the following maximum storage periods are recommended, unless otherwise specified in the respective product standard or as specified by the hose supplier:

- **Bulk hoses (without fittings attached)** – Maximum of 4 years from the date of manufacture, when stored properly, as outlined below.
- **Hose assemblies** – Maximum of 2 years.

These 2 periods can be interpreted as consecutive for a maximum storage duration of 6 years (four years as bulk hose + 2 years as hose assembly).

Rubber hose products in storage can be impacted adversely by temperature, humidity, ozone, sunlight, oils, solvents, corrosive liquids and fumes, insects, rodents and radioactive materials.

The appropriate method for storing hose depends to a great extent on its size (diameter and length), the quantity to be stored and the way in which it is packaged. Hose should not be piled or stacked to such an extent that the weight of the stack creates distortions on the lengths stored at the bottom. Since hose products vary considerably in size, weight and length, it is not practical to establish definite recommendations on this point. Hose having a very light wall will not support as much load as could a hose having a heavier wall or hose having a wire reinforcement. Hose which is shipped in coils or bales should be stored so that the coils are in a horizontal plane.

Whenever feasible, rubber hose products should be stored in their original shipping containers, especially when such containers are wooden crates or cardboard cartons which provide some protection against the deteriorating impact of oils, solvents and corrosive liquids; shipping containers also afford some protection against ozone and sunlight. Certain rodents and insects will damage rubber hose products, and adequate protection from them should be provided.

Cotton jacketed hose should be protected against fungal growths if the hose is to be stored for prolonged periods in humid conditions in excess of 70%.

The ideal temperature for the storage of rubber products ranges from 50°F to 70°F (10°C to 21°C) with a maximum limit of 100°F (38°C). If stored below 32°F (0°C), some rubber products become stiff and would require warming before being placed in service. Rubber products should not be stored near sources of heat, such as radiators, base heaters, etc., nor should they be stored under conditions of high or low humidity.

To avoid the adverse impact of high ozone concentration, rubber hose products should not be stored near electrical equipment that may generate ozone or be stored for any lengthy period in geographical areas of known high ozone concentration. Exposure to direct or reflected sunlight, even through windows, should also be avoided. Uncovered hose should not be stored under fluorescent or mercury lamps. These generate light waves harmful to rubber.

Storage areas should be relatively cool and dark, and free of dampness and mildew. Items should be stored on a first-in, first-out basis, since even under the best of conditions, an unusually long shelf life could deteriorate certain rubber products.

Continental

703 S. Cleveland Massillon Road
Fairlawn, OH 44333-3023 U.S.A.
1-800-235-4632
www.continental-industry.com

Your local contact
www.contitech.de/contactlocator

Canada
1-888-275-4397

Mexico
1-800-439-7373

Continental
The Future in Motion

The content of this publication is not legally binding and is provided as information only. The trademarks displayed in this publication are the property of Continental AG and/or its affiliates. Copyright © 2022 ContiTech AG. All rights reserved. For complete information go to: www.continental-industry.com/discl_en

20781753 INH-CO-CTL-HOSE 02/22